

CHIEF OF POLICE

CITY OF
TOLEDO
OHIO

ANNUAL REPORT
1939

DEPARTMENT
OF
PUBLIC SAFETY

DIVISION OF POLICE



CITY OF TOLEDO

OHIO

DIVISION OF POLICE

E. ALLEN
Chief of Police

April 1, 1940

It is my belief that with a small outlay of money Mr. Edward A. DeAngelo, Director of Public Safety, Toledo, Ohio in the field and headquarters should minimize dangers to police officers requiring additional help in agencies, and should prove effective in quick coordination of information with the officers and in the field.

The 1939 Annual Report of police activities is presented herewith.

Realizing that policing functions are more or less uniform for cities of our population class, we have, and will continue, endeavored to improve techniques and systems in methods of communication, identification, scientific aids, controlling reports of crime and its investigation, police training and traffic. These represent advances along lines established many years before.

Since crime, offense, personnel and arrest records determine the effectiveness of the police department, we have advanced the importance of those records of activities to their appropriate places. Follow-up methods, which were installed during 1938, were, I am satisfied, responsible for a large part of the additional clearances procured during the year of this report.

Part #1 offenses, of the Uniform System, decreased 6.8 percent compared with 1938. Also, there were less class #1 offenses during 1939 than for any year in the past 10, excepting 1936 which had 40 fewer. Class #1 offenses for 1939 were less on the average (pro-rated to each 100,000 population in Toledo) than at any time since 1932, excepting larceny under \$50 which was 20 higher than the average for this seven year period.

National summary figures for 1939, and from a study of 376 cities with populations of 25,000 or more, indicate that 37.1 percent have automobiles equipped with 1-way radio, 22.4 percent with 2-way (receiving and sending), 31.7 have motorcycles equipped with receiving apparatus.

- | | | | | |
|-----------------|----------------------------|--------------------------|----------------------------|-------------------------|
| Chief of Police | 2. Inspector, Staff Office | 3. Inspector of Police | 4. Inspector of Detectives | 5. Inspector of Traffic |
| Ident. Bureau | 7. Cap't., No. 1 Station | 8. Cap't., No. 2 Station | 9. Captains of Detectives | 10. Record Bureau |



CITY OF TOLEDO

OHIO

DIVISION OF POLICE

E. ALLEN
Chief of Police

March 4, 1940

It is my belief that with a small outlay of money certain pieces of our rolling-stock could, and should, be converted with 2-way radio. Communication between police cars in the field and headquarters should minimize dangers to police officers requiring additional help in emergencies, and should prove effective in quick coordination of information with the officers and in the field. The certainty of reception of the original broadcast, due to the ability to acknowledge receipt of all calls, and thereby minimize re-broadcasting, would be of further advantage. However, any modernization in our radio equipment should include the change over to a vertical style aerial for broadcasting, from the present antiquated horizontal type. Our technicians state that this feature alone will double our output capacity.

Respectfully submitted,

Chief of Police.

RW

With the exception of the Traffic Bureau, Detective Bureau, and certain statistical compilations made by the Record Bureau consolidating the departmental activities, this office has revamped the material submitted by the various other bureaus and caused 15 copies of each to be prepared for binding in the annual report.

Every effort is being made to improve the annual report from year to year and it is sincerely hoped that the compilation herein submitted meets with approval.

Respectfully yours,

Charles W. Roth
Inspector of Police

CWR:bb

- 1. Chief of Police
- 2. Inspector, Staff Office
- 3. Inspector of Police
- 4. Inspector of Detectives
- 5. Inspector of Traffic
- 6. Ident. Bureau
- 7. Cap't, No. 1 Station
- 8. Cap't, No. 2 Station
- 9. Captains of Detectives
- 10. Record Bureau



WELIA E. ALLEN
Chief of Police

CITY OF TOLEDO
OHIO

DIVISION OF POLICE

March 4, 1940

ANNUAL REPORT

R. E. Allen
Chief of Police

Dear Sir:

For the purpose of brevity, salutations and conclusions have been omitted from the various bureau reports except those commanded by the rank of Inspector.

The contents herein have been arranged to appear alphabetically in order, with the name of each branch or bureau conveniently placed in the upper right corner of each report.

For the convenience of the reader an index of the contents has been set up, and appearing therein will be found in alphabetical order the titles of the branches and bureaus contributing to the annual compilation.

At the outset, all command officers in charge of the various branches and bureaus in the department were instructed to forward to this office a complete report of their ACTIVITIES, ACCOMPLISHMENTS and COSTS for the year of 1939 and to omit all un-necessary statements tending to confuse the annual compilation.

With the exception of the Traffic Bureau, Detective Bureau, and certain statistical compilations made by the Record Bureau consolidating the departmental activities, this office has revamped the material submitted by the various other bureaus and caused 15 copies of each to be prepared for binding in the annual report.

Every effort is being made to improve the annual report from year to year and it is sincerely hoped that the compilation herein submitted meets with approval.

Respectfully yours,

Charles W. Roth

Charles W. Roth
Inspector of Police

CWR:bb

- | | | | | |
|--------------------|----------------------------|--------------------------|----------------------------|-------------------------|
| 1. Chief of Police | 2. Inspector, Staff Office | 3. Inspector of Police | 4. Inspector of Detectives | 5. Inspector of Traffic |
| 6. Ident. Bureau | 7. Cap't., No. 1 Station | 8. Cap't., No. 2 Station | 9. Captains of Detectives | 10. Record Bureau |

CITY OF TOLEDO

OHIO

DIVISION OF POLICE

January 11, 1940.

1939

ARMAMENT & EQUIPMENT

ANNUAL REPORT

The following report lists the activities, accomplishments, and cost in the Bureau of Arms for the year of 1939:

OF THE

TOLEDO POLICE DEPARTMENT

CONTENTS

Armament & Equipment	Police Academy
Arrests	Police Operations
Communications	Police Pensions
Crime Prevention	Police Surgeon
Detective Bureau	Property Room
Identification & Records	Public Relations
Jails & Equipment	Radio Service
Kitchen	Safety Education
Man Days	Special Activities
Missing Persons	Staff Bureaus
Motor Vehicles & Equipment	Street Lights
Offenses Known to Police	Traffic Bureau
Personnel	Woman's Bureau
Plants & Equipment	

Compiled by the Staff Office

- Chief of Police
- 2. Inspector, Staff Office
- 3. Inspector of Police
- 4. Inspector of Detectives
- 5. Inspector of Traffic
- Supt. Ident. Bureau
- 7. Cap't., No. 1 Station
- 8. Cap't., No. 2 Station
- 9. Captains of Detectives
- 10. Record Bureau



CITY OF TOLEDO

OHIO

DIVISION OF POLICE

January 11, 1940.

ARMAMENT & EQUIPMENT

ARMAMENT & EQUIPMENT

The following report lists the activities, accomplishments, and cost in the Bureau of Arms for the year of 1939:

UNITION: During the training program 95000 rounds were fired; of this number 73000 were reloads made this year; 16000 were reloads made last year, and 6000 were factory loads that were assigned to officers for service and match shooting. 1- Revolvers assigned to Police women.

LOADING: 5- 38 Cal. Colt Revolvers for target. At factory prices 73000 cartridges would cost \$ 2190.00 Our cost of reloading was approximately 1/4 each or \$730.00 which is a saving of \$1460.00. 1500 lbs. of lead; 100 lbs. of block tin; 75 lbs. of Bulls Eye Powder; 75000 primers, and 50000 primed cases were purchased at a cost of \$1013.10. 12 Ga. Winchester pump guns, sawed off.

4- 12 Ga. Double barrel shot guns, sawed off. 1700 lbs. of salvaged lead and 25 lbs. of tin was donated to the department which was remelted and made into small bars for future use.

* 14- 30-W.C.F. APPROXIMATE EQUIVALENTS

CHINE GUNS: 1 lb. of powder is equivalent to 2200 bullets.
100 lbs. of lead is equivalent to 5000 bullets. (100)
1 lb. of tin (for hardening) is equivalent to 2000 bullets.

GE REPAIR: 2- 1.5 Gas guns (projectile) With the aid of relief workers the Police Revolver Range was put in first class condition. Shrubbery trimmed, plumbing repaired, terrace rebuilt, etc., and thereafter Sergeant Gladieux took charge during the training program. gas projectiles. (obsolete)

GHT & SOLD: 2- Large mechanical cast iron gas grenades. (obsolete) We have in stock about 40000 primers, 6 lb. of powder, 4000 primed casings and approximately 3000 lbs. of lead.

GHT & SOLD: 240- Night sticks assigned to officers. 120 Winchester 30-W.C.F. Carbine rifles were sold and 100 38 Cal. Colt revolvers and the proceeds (\$2960.00) used to purchase 131 new 38 Cal. revolvers and 10 sawed off Winchester shot-guns, (20 inch barrels) to replace those badly worn. (obsolete)

FECTIONS: Weekly inspections were made by this Bureau of all scout and patrol cars to ascertain their cleanliness and check to see that they possessed their full equipment, consisting of sawed off shot-gun, first aid kits, dog catchers, fire extinguishers, and clean blankets. 15 dog catchers were constructed to insure the safety of our officers in the handling of mad and sick dogs, and one assigned to each scout and patrol car. The material being donated by one of our civic spirited citizens.

QUE BOATS: 1- Pr. of shaker plates (loading equipment) This bureau contacted and arranged with many small boat owners along Maumee river from Pt. Place to Walbridge Park (distance 15 miles) for the use of their boats for dragging in case of a drowning, and by so doing the city had no up keep or transportation on boats.



CITY OF TOLEDO

OHIO

ARREST ACTIVITY REPORT

E. ALLEN
Chief of Police

DIVISION OF POLICE

January 11, 1940.

Classification	Scout Cars		Ambulance Cruisers		Beatmen		Detectives	
	M	F	M	F	M	F	M	F

ARMAMENT & EQUIPMENT

Inventory for 1939:

1-a Murder 7 1
 1-b Neg. Mansl. 7 1
 2 Rape 3 1
 3 Robbery 5 2
 4 Agg. Assault 5 4
 5 Burglary 5 1
 6-a Larceny 6 1
 6-b Larceny 5 26
 7 Auto Theft 3 1

REVOLVERS:
 331- 38 Cal. Colt Revolvers assigned to officers. 4
 112- 38 Cal. Colt Revolvers in stock. 1
 6- 32 Cal. Colt Revolvers assigned to Police women. 1
 5- 22 Cal. Colt Revolvers for target. 26

HOT-GUNS:
 Total 19- 12 Ga. Winchester pump guns, long barrel. 273 36
 2- 12 Ga. Remington pump guns, long barrel.
 8 Other 19- 12 Ga. Remington pump guns, sawed off. 89 5
 9 Fraud 12- 12 Ga. Winchester pump guns, sawed off. 2
 10 Embezz 4- 12 Ga. Double barrel shot guns, sawed off. 61 8
 11 Stolen 1- 10 Ga. Double barrel shot guns, sawed off. 7
 12 Weapon 1- 16 Ga. Double barrel shot guns, sawed off. 4
 13 Vice 1 1
 14 Sex 14- 30-W.C.F. Winchester rifles. 6 8
 15 Child 98 72 20 1 52 1

MACHINE GUNS:
 16 State 10- 45 Cal. Thompson Sub-machine guns.
 17 State 2- 7 m-m Colt Machine guns with tripods. (relics)

AS EQUIPMENT:
 18 2- 1.5 Gas guns (projectile) 12 47 12 50 5
 19 Disord 2- 1.5 Gas guns (projectile) 12 47 12 50 5
 20 Vagra 55- Jumbo gas grenades. tear. 19 21 1
 21 Gambli 8- Small gas grenades, tear. 6 1
 22 Drive 79- Long range gas projectiles, tear. 1 1 1
 23 Road 53- Short range gas projectiles. (obsolete) 5
 24 Parkin 2- Large mechanical cast iron gas grenades. (obsolete)
 25 State 1- Single barrel shot gun for gas shells. 6
 26 Other Offenses 157 41 111 26 29 9 77 12

BATONS:
 27 Susp 240- Night sticks assigned to officers. 104 8
 62- Night sticks in stock.
 9- Night sticks damaged, lost and not returned. 91

BULLET PROOF VESTS:
 28 9- Bullet proof vests. (obsolete) 32 3
 29 Non off 37 18 151 12

ROPE:
 3- Reels of rope for fire lines. 103 151 938 108

DRAGGING:
 12- Dragging outfits.

RELOADING:
 1- Star reloader.
 2- Resizers and lubricators.
 1- 6 Cavity mould for 38 Spec. bullets.
 1- Pr. of shaker plates (loading equipment)
 1- Breast drill
 1- Electric power drill.

AMMUNITION:
 4800- Factory loaded 38 Spec. Peters cartridges.
 2800- 45 Cal. Peters cartridges.



CITY OF TOLEDO
OHIO

ARREST ACTIVITY REPORT

WILLIAM E. ALLEN
Chief of Police

DIVISION OF POLICE

Classification	Scout Cars		Ambulance Cruisers		Beatmen		Detectives	
	M	F	M	F	M	F	M	F
1-a Murder							7	1
1-b Neg. Mansl.								
2 Rape	3				1		7	
3 Robbery	9		5		5	1	25	2
4 Agg. Assault	8	2	3	1	5	1	22	4
5 Burglary	26	1	3	1	3	1	41	1
6-a Larceny (O)	1		1		1	2	15	1
6-b Larceny (U)	51	5	39	2	15	3	124	26
7 Auto Theft	10		3				32	1
Total part #1	108	8	54	3	30	6	273	36
8 Other Assaults	274	41	125	14	53	8	89	5
9 Fraud - Cntig'g		1					2	
10 Embezzlement	15		25	4	5		61	8
11 Stolen Property			1				7	
12 Weapon Offenses	17	3	1	8	8		4	
13 Vicee						1		
14 Sex(exc 2 & 13)	19	1	7		6		8	
15 Family & Children	98		72		20	1	52	1
16 State Drug Laws					1			
17 State Liquor Laws	7	2	2		2			
18 Drunkenness	947	114	956	61	719	55	34	7
19 Disorderly Cond.	120	29	54	12	47	12	50	5
20 Vagrancy	12		7		16		1	
21 Gambling	8		1		6		1	
22 Drive Intox.	151	11	88	1	27	1	1	1
23 Road & Drive Law	119	4	56	1	11		5	
24 Parking Viol.	3		4		2			
25 State Motor Law	19		11		2		6	
26 Other Offenses	157	41	111	26	29	9	77	19
27 Suspicion	34	1	10	2	10		104	9
Total #1 & #2	2108	258	1587	125	994	112	775	91
28 Federal Offenses	3					1	32	3
29 Non offenses	232	123	180	63	37	18	131	12
GRAND TOTAL	2343	381	1767	188	1031	131	938	106



W. E. ALLEN
Chief of Police

CITY OF TOLEDO

OHIO

ARREST ACTIVITY REPORT

DIVISION OF POLICE

cont'd #2

	Morals Squad		Motor-cycles		Stationery footmen		Special officers		Traffic bureau	
	M	F	M	F	M	F	M	F	M	F
1-a							1			1
1-b										1
2	2		1				1			
3	2									
4					1		1			
5	1									1
6-a		1								
6-b	9	4			2		54	19		
7			1							
Total	14	5	5		3		57	19		3
8	8		5	1			9	1		7
9										
10	1	1					1			
11	1									
12	2									
13	208	355								
14	4	3								
15	7				1	1	6	1		1
16	1									
17	112	23					20	4		
18	292	61	32	7	14		8		29	2
19	144	27	11		1		1	2	3	
20	5									
21	6788	38					2			
22	3		39	2	4		9	1	38	
23	10		521	9	1	1	3	135	15	
24			57				1		3	
25		1	9						19	
26	9	3	6				18		9	2
27	11	3	1				1			
#1 & 2	7622	520	686	20	24	2	136	28	247	19
28	27	3					52	3		
29	39	128	11	2			15	3	59	1
TOTAL	7688	651	697	22	24	2	203	34	304	20

- 1. Chief of Police
- 2. Inspector, Staff Office
- 3. Inspector of Police
- 4. Inspector of Detectives
- 5. Inspector of Traffic
- 6. Chief of Police
- 7. Cap't., No. 1 Station
- 8. Cap't., No. 2 Station
- 9. Captains of Detectives
- 10. Record Bureau



W. E. ALLEN
Chief of Police

CITY OF TOLEDO

OHIO

ARREST ACTIVITY REPORT

DIVISION OF POLICE

cont'd #3

Classification	Women's Bureau		Crime Prevent'n		Ranking Officers		TOTAL
	M	F	M	F	M	F	
1-a Murder							10
1-b Neg. Manslghtr							1
2 Rape	6						21
3 Robbery							48
4 Agg. Assault							48
5 Burglary				2	1		80
6-a Larceny (O)							22
6-b Larceny (U)		1			1		358
7 Auto Theft			2				49
Total part #1	6	1	2	2	2		637
8 Other Assaults	6	3	1		5	2	659
9 Forgery							3
10 Fraud			1				122
11 Stolen Property			1				10
12 Weapon Offenses							35
13 Comm'l Vice							564
14 Sec (exc 2 & 13)	19	5	8				80
15 Family & Children	11	2	48	4	1		328
16 State Drug Laws						1	3
17 State Liquor Laws							172
18 Drunkenness	2	3	1		18	4	3366
19 Dis. Conduct	3	1	1		7		530
20 Vagrancy		2			2		45
21 Gambling	9	4					6857
22 Drive Intox			2		5		384
23 Road & Drive Laws	1				1	1	894
24 Parking Viol.							70
25 State Motor Laws			2				69
26 All Other	9	6	17		3	1	552
27 Suspicion		1	1		6		194
Total #1 & #2	66	28	87	6	50	9	15600
28 Federal Offenses		2					126
29 Non Offense	4	51	1		9	3	1122
GRAND TOTAL	70	81	88	6	59	12	16848

Chief of Police

2. Inspector, Staff Office

3. Inspector of Police

4. Inspector of Detectives

5. Inspector of Traffic

Ident. Bureau

7. Cap't., No. 1 Station

8. Cap't., No. 2 Station

9. Captains of Detectives

10. Record Bureau



E. ALLEN
of Police

PERSONS CHARGED -- AGE GROUP

Uniform Juvenile Class. Citation:	Juv'ile Booked		18-24		25-29		30-34		35-39		40-44		45-Over		Unkn.		TOTAL
	M.	F.	M.	F.	M.	F.	M.	F.	M.	F.	M.	F.	M.	F.	M.	F.	
1a Murder			3			1	3							3			10
1b Negligent Mns'l							4										1
2 Rape			8			2	4										21
3 Robbery			19			4	4										48
4 ASS. Assault			4			1	2										48
5 Burglary	2		43			11	7										82
6a Iar. Over \$50			9			2	3										22
6b Iar. Und. \$50			80			31	6										228
7 Auto Theft	3		32			7	5										52
TOTAL # 1	5	0	198	14	71	10	63	14	82	19	47	6	93	13	5	2	642
8 Other Assaults	2		107	21	99	8	95	13	96	11	59	8	123	14	5		661
9 Forgery, etc.																	3
10 Fraud, etc.			11	2	15		21	2	17	3	12	4	32	1	1		122
11 Stolen Prop.			4				6		6		7		2				10
12 Weapon Offense			8	62	35	107	32	76	31	47	24		47	38		2	352
13 Comm'l Vice	1		41	5	14		12	3	5	1	8		23				566
14 Sex Offense			59	5	66		59	3	47	1	35		49		1		330
15 Family Offense			1		1		1										3
16 St. Drug Laws			4	3	9		13	6	27	8	17	3	73	5			172
17 St. Liq. Laws			167	32	247	43	374	55	454	50	460	34	1339	96	11	4	3367
18 Drunkenness			88	26	66	13	53	9	67	22	50	9	114	8	4		531
19 Dis. Conduct	1		167	2	4		8	6	4		5		18				444
20 Vagrancy			3		4		8										11
21 Gambling			1130	2	4		1536	11	1117	11	783	1	1038	9	28		6857
22 Drive Intox.			33		48		58	4	66	5	50	2	110	2	2		384
23 Road Laws			307	6	164	5	129	5	94	3	56	5	109	7	4		1895
24 Parking Viol.			12		16		14	5	5		9		13	1	1		79
25 Motor Laws			26		13		5		7		4		12	1	1		69
26 Other Off's	1		85	16	57	10	61	19	54	19	60	16	124	24	3		553
27 Suspicion Rel.			54	5	25	2	29	5	3	27	19		23		1		194
TOTAL #1 & #2	11	4	2347	202	2136	219	2569	225	2182	227	1705	112	3348	219	69	13	15588
28 Federal Off's			21	1	20	3	10	1	19	3	17	1	26	3	1		126
29 Non-Off. Arr.	1	4	147	107	120	75	101	84	91	45	66	26	186	60	3	17	1123
GRAND TOTAL	12	8	2515	310	2276	297	2680	310	2292	275	1788	139	3560	282	73	20	16837

Re-arrest and carry-over cases NOT included.

Cities: Cifstom: Booked
 Unknown Juvenile: 34, 176

18-SP 52-50 30-34 22-28 10-14 12-Over

PERSONS CHARGED -- NATIVITY AND COLOR

TOTAL #1

UNIFORM CLASSIFICATION

1a Murder
 1b Negligent Mns.
 2 Rape
 3 Robbery
 4 AGE Assault
 5 Burglary
 6a Lar. Over
 6b Lar. Und.
 7 Auto Theft

8 Other Ass 'lis
 9 Forgery etc.
 10 Fraud etc.
 11 Stolen Prop.
 12 Weapon Off.
 13 Comm'l Vice
 14 Sex Offense
 15 Family Off.
 16 St. Drug Laws
 17 St. Alq. Laws
 18 Drunkenness
 19 Dis. Conduct
 20 Vagrancy
 21 Gambling
 22 Drive Intox.
 23 Road Laws
 24 Parking Vio.
 25 Motor Laws
 26 All Other Off
 27 Suspicion Rel

28 Federal Off.
 29 Non-off. Arr

GRAND TOTAL

Uniform Classification	TOTAL NATIVE BORN		FOREIGN BORN		MIXED BLOOD		TOTAL		NATIVITY AND COLOR		PERSONS CHARGED		CITY OF TOLEDO	
	M.	F.	M.	F.	M.	F.	M.	F.	W.	N.	M.	F.	Emp.	Not Emp.
1a Murder	1	1	1	1	1	1	2	2	1	1	1	1	1	1
1b Negligent Mns.	1	1	1	1	1	1	2	2	1	1	1	1	1	1
2 Rape	21	21	21	21	21	21	42	42	21	21	21	21	21	21
3 Robbery	46	46	46	46	46	46	92	92	46	46	46	46	46	46
4 AGE Assault	40	40	40	40	40	40	80	80	40	40	40	40	40	40
5 Burglary	78	78	78	78	78	78	156	156	78	78	78	78	78	78
6a Lar. Over	18	18	18	18	18	18	36	36	18	18	18	18	18	18
6b Lar. Und.	298	298	298	298	298	298	596	596	298	298	298	298	298	298
7 Auto Theft	48	48	48	48	48	48	96	96	48	48	48	48	48	48
TOTAL #1	559	559	559	559	559	559	1118	1118	559	559	559	559	559	559
8 Other Ass 'lis	584	584	584	584	584	584	1168	1168	584	584	584	584	584	584
9 Forgery etc.	2	2	2	2	2	2	4	4	2	2	2	2	2	2
10 Fraud etc.	109	109	109	109	109	109	218	218	109	109	109	109	109	109
11 Stolen Prop.	10	10	10	10	10	10	20	20	10	10	10	10	10	10
12 Weapon Off.	34	34	34	34	34	34	68	68	34	34	34	34	34	34
13 Comm'l Vice	208	208	208	208	208	208	416	416	208	208	208	208	208	208
14 Sex Offense	67	67	67	67	67	67	134	134	67	67	67	67	67	67
15 Family Off.	317	317	317	317	317	317	634	634	317	317	317	317	317	317
16 St. Drug Laws	2	2	2	2	2	2	4	4	2	2	2	2	2	2
17 St. Alq. Laws	143	143	143	143	143	143	286	286	143	143	143	143	143	143
18 Drunkenness	3052	3052	3052	3052	3052	3052	6104	6104	3052	3052	3052	3052	3052	3052
19 Dis. Conduct	442	442	442	442	442	442	884	884	442	442	442	442	442	442
20 Vagrancy	42	42	42	42	42	42	84	84	42	42	42	42	42	42
21 Gambling	6815	6815	6815	6815	6815	6815	13630	13630	6815	6815	6815	6815	6815	6815
22 Drive Intox.	367	367	367	367	367	367	734	734	367	367	367	367	367	367
23 Road Laws	863	863	863	863	863	863	1726	1726	863	863	863	863	863	863
24 Parking Vio.	70	70	70	70	70	70	140	140	70	70	70	70	70	70
25 Motor Laws	68	68	68	68	68	68	136	136	68	68	68	68	68	68
26 All Other Off	145	145	145	145	145	145	290	290	145	145	145	145	145	145
27 Suspicion Rel	178	178	178	178	178	178	356	356	178	178	178	178	178	178
TOTAL #1 & #2	14377	14377	14377	14377	14377	14377	28754	28754	14377	14377	14377	14377	14377	14377
28 Federal Off.	114	114	114	114	114	114	228	228	114	114	114	114	114	114
29 Non-off. Arr	714	714	714	714	714	714	1428	1428	714	714	714	714	714	714
GRAND TOTAL	15205	15205	15205	15205	15205	15205	30410	30410	15205	15205	15205	15205	15205	15205

Re-arrests and carry-overs not included.

- 1. Chief of Police
- 2. Inspector, Staff Office
- 3. Inspector of Police
- 4. Inspector of Detectives
- 5. Inspector of Traffic
- 6. Sup't. Ident. Bureau
- 7. Cap't., No. 1 Station
- 8. Cap't., No. 2 Station
- 9. Captain of Detectives
- 10. Record Bureau

CITY OF TOLEDO

OHIO

DIVISION OF POLICE

PERSONS CHARGED -- MARITAL STATUS

Uniform Class.	UNKN.		SINGLE		MARR'D		WIDO'D		SEPT'D		DIVOR'D		TOTAL
	M.	F.	M.	F.	M.	F.	M.	F.	M.	F.	M.	F.	
1a			4	1	3	2	1	7	1				10
1b			1										1
2			9		11						1		21
3			27	1	14	1			3		2		48
4			17	2	19	4	2	2	1	1			48
5			54		20		1		3	1		1	80
6a			9	1	8	1		1	1			1	22
6b	1		173	10	90	27	12	3	10	8	12	12	358
7			35		9		1				3	1	49
# 1	1	0	329	15	174	33	17	6	19	10	18	15	637
8	3		148	10	380	45	10	4	29	11	14	5	659
9			2							1			3
10	1	1	25	3	70	8	6		5	1	2	1	122
11			5		4		1						10
12			15		18				1	1			35
13			125	166	70	30	1	32	4	67	6	63	564
14			35	3	26	2	4		3	2	3	2	80
15			40	2	165	8	9		55	3	46		328
16			1	1		1							3
17			56	3	61	6	11	8	10	9	5	3	172
18	3		1542	27	1071	144	194	34	116	60	125	50	3366
19	1		255	13	140	34	16	12	13	19	17	10	530
20			34	2			3		2		3		44
21	8		3091	3	3572	24	54	3	30	6	60	6	6857
22			88	3	245	7	10	1	11	4	13	2	384
23	2		375	8	465	15	7	2	11	3	3	3	894
24			21		44		1		2		2		70
25			35	1	29		2				2		69
26			146	4	232	77	20	7	30	15	17	4	552
27			92	3	61	8	6		7	5	12		194
#1 & #2	19	0	6460	267	6827	442	372	109	348	217	348	164	15573
28			47	3	60	4	2	1	1	4	4		126
29	1	1	289	87	340	160	30	38	22	76	27	47	1118
G. TOTAL	20	1	6796	357	7227	606	404	148	371	297	379	211	16817

Re-arrests and carry-over cases omitted.

Chief of Police

2. Inspector, Staff Office

3. Inspector of Police

4. Inspector of Detectives

5. Inspector of Traffic

Supt. Ident. Bureau

7. Cap't., No. 1 Station

8. Cap't., No. 2 Station

9. Captains of Detectives

10. Record Bureau



CITY OF TOLEDO

OHIO

DIVISION OF POLICE

PERSONS CHARGED -- EDUCATION

Uniform Classification:	College		High		Grade		No		Total
	Unkn.		School		School		Schooling		
	M.	F.	M.	F.	M.	F.	M.	F.	
1a Murder				2		7		1	10
1b Neg. Mns'l			1						1
2 Rape			1		7	13			21
3 Robbery			1		23	22	2		48
4 Agg. Assl.			1		5	2	34	5	48
5 Burglary			2		20	2	55	1	80
6a Lar. Ov. \$50			1		3	3	14	1	22
6b Lar. Ud. \$50	1	1	7		48	28	240	29	358
7 Auto Theft			1		19		28	1	49
TOTAL #1	1	1	15	0	127	35	413	3	637
8 Othr. Assl's	2		14	1	163	29	405	40	659
9 Forgery etc.			1				1	1	3
10 Fraud etc.	1		7	2	40	1	61	6	122
11 Stol. Prop			2		8				10
12 Weapon Off.					11		23	1	35
13 Comm'l Vice		1	12	2	86	176	110	173	564
14 Sex Off.	1		9		18	4	43	4	80
15 Family Off.			8		94	5	214	6	328
16 St. Drug					1	1	1		3
17 State Liq.			4	2	15	15	121	12	172
18 Drunkenness	4	2	78	5	449	109	2510	191	3366
19 Dis. Cond't		2	13	3	113	35	314	48	530
20 Vagrancy					2		41	2	45
21 Gambling	20		62	1	464	7	2077	29	6857
22 Drive Intox.			28	3	111	6	228	8	384
23 Road Laws	1		92	11	429	19	339	1	894
24 Park'g Vio.			8		36		26		70
25 St. Motor L's			2		21	1	44		69
26 All Other Off.			15	6	104	23	323	77	552
27 Sus. Released			6		55	8	116	7	194
TOTAL PART #1&2	30	6	376	36	6530	482	7410	644	15574
28 Fed. Offenses	1		6	1	32	4	75	6	126
29 Non-Off. Arr.	2		51	15	210	174	451	209	1122
GRAND TOTAL	33	6	433	52	6772	660	7936	859	16822

Re-arrest and carry over cases NOT included.

PERSONS CHARGED -- MUNICIPAL COURT DISPOSITIONS

Uniform Classification	Guilty	Released	Disch'd	Cont'd Ind't.	Grand Jury	No Att'd	Filed	Off Docket	Juvenile Booked	Delivered to O. A.	Delivered State Inst.	Adults to Juv'le Ct.	Pending 12-31-39	TOTAL
1a Murder					9									9
1b Negligent Mns'l					18									18
2 Rape			1		44									44
3 Robbery	81	24	3	21	40									148
4 Aggravated Assault	81	26	5	25	85				2					155
5 Burglary			2		18									20
6a Larceny Over \$50			24	103	119				9					250
6b Larceny Under \$50	73	27	24	103	119				9					250
7 Auto Theft			1		47				3					50
7 TOTAL # 1 etc.	296	107	364	133	272		2	33	5	0	0	1	12	660
8 Other Assaults	349		110	16	2	24		150	2					670
9 Forgery etc.					3									3
10 Fraud, etc.	26		28	4	30				23					101
11 Stolen Property	4				6				20					30
12 Weapon Offense			3	1	16									17
13 Comm'l Vice	467		42	36	13				14					568
14 Sex Offense	46		12	1	10				15					80
15 Family Offense	57		33	34	17			43	2					134
16 State Drug Laws														2
17 State Liquor Laws	131		20	7	39			15	66					177
18 Drunkenness	3021		165	32	90			60	17					3385
19 Disorderly Cond't	379		73	5	71			58	18					535
20 Vagrancy	44		1		6									45
21 Gambling	6705		43	2	6			90	1					6863
22 Driving Intox'd	236		83	3	59			19	19					398
23 Road Laws	698		87	3	6			62	1					909
24 Parking Violations	57		3	8	6			7						71
25 State Motor Laws	47		10	1	4			7						68
26 All Other Offenses	302		75	12	4			106	1			39		555
27 Suspicion Released		194	824	167	353	72		644	15	0	1	175	341	1944
27 TOTAL #1 & # 2	12876	194	824	167	353	72		644	15	0	1	175	341	15662
28 Federal Offenses														126
29 Non-arrest Off.	5	879	9	5	5			4	5	1		1	21	1131
29 GRAND TOTAL	12881	1080	833	167	358	72		648	20	250	72	176	362	16919

Includes Municipal Court cases carried over from previous years.



of Police

Adults to Juv'le Ct.

Delivered State Inst.

Delivered to O. A.

Booked Juvenile

Off Docket

Filed

No Att'd

Grand Jury

Cont'd Ind't.

Disch'd

Released

Guilty

TOTAL

CITY OF TOLEDO
OHIO

Uniform Classification	60 & OVER						TOTAL	ADULTS BOOKED	JUV'LS
	1-19	20-29	30-39	40-49	50-59	60 & OVER			
1a Murder	1	1	1	1	1	1	6	2	4
1b Negligent Mns'l	1	1	1	1	1	1	6	1	5
2 Rape	1	1	1	1	1	1	6	1	5
3 Robbery	1	1	1	1	1	1	6	1	5
4 AGG. Assaults	1	1	1	1	1	1	6	1	5
5 Burglary	1	1	1	1	1	1	6	1	5
6a Larceny Over \$50	168	81	24	21	25	29	387	352	35
6b Larceny Und. \$50	172	81	26	25	29	29	387	352	35
7 Auto Theft	1	1	1	1	1	1	6	1	5
7 TOTAL # 1	172	81	26	25	29	29	387	352	35
8 Other Assault	239	73	27	105	116	116	668	2	1
9 Forgery, etc.	1	1	1	1	1	1	6	1	5
10 Fraud, etc.	31	10	7	15	16	16	101	1	4
11 Stolen Prop	2	2	2	2	2	2	16	2	16
12 Weapon Offense	5	3	4	3	2	2	20	2	16
13 Comm'l Vice	380	34	7	42	35	35	564	2	2
14 Sex Offense	20	7	4	6	13	13	69	136	2
15 Family Offense	42	12	6	27	21	21	136	136	0
16 State Drug Laws	1	1	1	1	1	1	6	1	5
17 St. Liq. Laws	43	7	1	1	2	2	56	2	54
18 Drunkenness	224	42	103	180	155	155	699	2	2
19 Dis. Conduct	229	82	27	68	58	58	527	1	2
20 Vagrancy	35	7	1	2	2	2	49	1	48
21 Gambling	58	16	79	52	39	39	229	1	2
22 Drive Intox.	96	16	7	46	90	90	266	1	2
23 Road Laws	492	81	19	100	71	71	883	1	2
24 Parking Vio.	52	7	1	2	6	6	68	1	67
25 Motor Laws	43	6	1	5	59	59	116	40	76
26 All Other Off's	247	48	7	78	59	59	498	190	308
27 Suspicion Rel.	100	40	21	19	5	5	190	190	0
27 TOTAL #1 & #2	10350	1715	349	789	756	756	15334	15334	0
28 Federal Offense	105	9	6	4	2	2	126	6	120
29 Non-Federal Offense	536	141	78	152	70	70	1126	196	930
GRAND TOTAL	10991	1865	433	945	828	828	16586	196	16390

SENTENCES - MUNICIPAL COURT

(N.B. Includes cases where days are part of sentence, commitments resulting from inability to pay fine.)

Uniform Class.	Total Cases	Costs Only	Fine Cost	Cost Days	Days Fine	Peace Bond	Prob. Aided	Dis. or Pending
1-19	1	1	1	1	1	1	1	1
20-29	1	1	1	1	1	1	1	1
30-39	2	2	2	2	2	2	2	2
40-49	9	9	9	9	9	9	9	9
50-59	13	13	13	13	13	13	13	13
60 & OVER	17	17	17	17	17	17	17	17
TOTAL	668	668	668	668	668	668	668	668

INCLUSIONS: CARRY-OVER, ADULTS AND JUVENILES DELIVERED TO JUVENILE COURT.



CITY OF TOLEDO

OHIO

DIVISION OF POLICE

RAY E. ALLEN
Chief of Police

SENTENCES -- MUNICIPAL COURT

(N.B. Includes cases where days are part of sentence. No committments resulting from inability to pay fine.)

Uniform Class.	Total Cases	Costs Only	Fine Cost	Cost Days	Days Fine	Days	Peace Bond	Prob-ated	Dis. or Pending
1a	1								
1b									1
2	1								
3									1
4	1								
5									1
6a	1								1
6b	22	12					2		8
7	1								1
# 1	26	12	0	0	0	0	2	0	12
8	366	36	25	54	4	2	188	40	17
9									
10	35	5	8	8	2			4	8
11	4		1	1				2	
12	9	3	5						1
13	482	222	228	3	6			7	16
14	53	1	4	21	8			12	7
15	80	1	2	44	3			7	23
16	3			2				1	
17	144	7	109	2	3			10	13
18	3117	1399	1247	21	1		13	340	96
19	391	59	118	52	32		68	46	16
20	44	17	21	6					
21	6671	180	6471		2			1	17
22	291	7	102	48	76	1		5	52
23	725	267	367	15	11	1		20	44
24	60	12	44						4
25	47	20	17	5				2	3
26	312	33	60	10	5	1	176	15	12
27									
#1 & #2	12860	2281	8829	292	153	5	447	512	341
28									
29	25	3		1					21
GRAND T.	12885	2284	8829	293	153	5	447	512	362

87 carry over cases from previous years included.

20 Juveniles and 176 Adults "booked and delivered to Juvenile Court for Dispositions.

- Chief of Police
- 2. Inspector, Staff Office
- 3. Inspector of Police
- 4. Inspector of Detectives
- 5. Inspector of Traffic
- Sup't. Ident. Bureau
- 7. Cap't., No. 1 Station
- 8. Cap't., No. 2 Station
- 9. Captains of Detectives
- 10. Record Bureau



Y. E. ALLEN
Chief of Police

(F. B. I.)

Class

Unit

Class

Unit

Class

Unit

Class

Unit

Class

Unit

Class

Unit

Class

Unit

Class

Unit

Class

Unit

Class

Unit

Uniform Class	PERSONS CHARGED -- BY FINAL JUDGE										TOTAL						
	No Judge	Martin	Norris	O'Connell	Ramey	McCabe	Martin	Stahl	Gosline	Stuart		Miller	Straub	Discharged	Other-wise	Pending	* Note
1a Murder	1		1	1	1	2	2		5	2	1	12	4	1	4		
1b Negligent Mns'l	3		2	1	3	5		16	5								
2 Rape	7		2	4	7	10		12	12								
3 Robbery	15		2	4	7	20		29	3	7							
4 Aggravated Assault	9		10	2	26	20		29									
5 Burglary	3		6	1	10	3		1									
6a Larceny Over \$50	8		60	21	2	10		1		24							
6b Larceny Under \$50	3				2	2											
7 Auto Theft	5		63	22	1	10		17	2	32							
TOTAL # 1	51	57	63	22	182	70	65	83	7	32	12	15	4	15	0	0	
8 Other Offenses	9	103	110	58	298	2	1			46	28	17					
9 Forgery, etc.			1														
10 Fraud, etc.	11	15	10	8	50	2	1	10	1	5	4	8					
11 Stolen Property	1		2	1	3	7		3		1		1					
12 Weapon Offense	3	87	65	59	294	1	2	1		19	24	16					
13 Commercialized Vice	2	8	6	7	35	1	1	1		1	7	7					
14 Sex Offense	4	21	25	15	93	1	1	4		8	7	23				136	
15 Family Offense	5		1		1	1											
16 State Drug Laws		19	13	27	83	1											
17 State Liquor Laws		424	586	344	1614	1				10	11	13					
18 Drunkenness	11	76	63	52	277	1				187	123	96					
19 Disorderly Conduct	2	7	2	2	32	1				17	32	16					
20 Vagrancy		817	1160	753	3026	1				590	495	17					
21 Gambling	5	39	45	46	172					30	11	52					
22 Driving Intoxicated	3	135	127	107	420					47	24	44					
23 Road Laws	5	13	6	7	34					4	3	4					
24 Parking Violations		9	10	5	32					4	5	3					
25 State Motor Laws		57	110	43	245	3		1		4	8	12					
26 All Other Offenses	41	57	110	43	245	3				4	3	4					
27 Suspicion Released																	
TOTAL # 1 & # 2	153	1890	2405	1556	6900	97	71	105	8	1036	793	344	136	15497	136	15497	
28 Federal Offense	126																
29 Non-Offense Arr.	656	63	69	43	230	3		1	1	28	15	21					
GRAND TOTAL	935	1953	2474	1599	7130	100	71	106	9	1064	308	365	136	16754	136	16754	

Includes both municipal and Common Pleas Court carry-over cases.



CITY OF TOLEDO

OHIO

F. B. I. ANNUAL RETURN OF
Persons Charged

W. E. ALLEN
Chief of Police

DIVISION OF POLICE

ELAPSED DAYS -- COMMON PLEAS COURT

Uniform Classification:	1	10	20	30	40	50	80	by Guilty Percent	Pend.	Total
	To 9	To 19	To 29	To 39	To 49	To 79	& Over			
1a Murder			10	10						60.0
1b Muder			1	1		3	5		4	13
2 Negligent Mns'l			1	1						2
3 Rape			1	3	3	5	6		2	20
4 Robbery	2		4	6	11	12	9		2	46
5 Agg. Assaults		2	3	5	5	15	10		2	42
6a Burglary		5	8	20	17	20	15		2	87
6b Larceny Over \$50		2	1	8	3	3	1		1	19
7 Larceny Und. \$50			2		5	1	1			9
7 Auto Theft		2	6	6	16	13	4		2	49
TOTAL PART #1	2	11	26	50	60	72	51		15	287
8 Other Assaults			1			1				2
9 Forgery etc.			1				2			3
10 Fraud etc.		1	6	4	4	2	13		1	31
11 Stolen Property			2	1		1	2			6
12 Weapon Offenses		3	1	2	2	6	2		3	19
13 Comm'l Vice						2	1			3
14 Sex Offenses				3	2	1	4		1	11
15 Family Offenses			1	1		1	4			7
16 State Drug Laws										
17 State Liquor									1	1
18 Drunkenness						5	30			
19 Dis. Conduct						23	38			
20 Vagrancy						6	67		1	
21 Gambling										
22 Drive Intox.						90	172			
23 Road Laws				70	119	539	327			
24 Parking Vio.										
25 State Motor Laws									1	1
26 All Other Offenses		1				2	1		3	7
27 Suspicion Released										
TOTAL PART #1 & #2	2	15	39	61	68	88	80		25	378
28 Federal Offenses						1				
29 Non-Offense Arr.					2	2	1			5
GRAND TOTAL	2	15	39	61	70	90	81		25	383

46 carry over cases from previous years included.
118 (adult) re-arrests NOT included.



WELIA E. ALLEN
Chief of Police

CITY OF TOLEDO

OHIO

F. B. I. ANNUAL RETURN OF
Persons Charged

DIVISION OF POLICE

Classification	Re-leased	Persons Charged	Arrest-ed	Cited	Guilty as Charged	Guilty Lesser Offn's	Percent of Total
1-a Murder		10	10		6		60.0
1-b Neg. Mnslightr		1	1		1		100.0
2 Rape		23	21	2	10	1	47.8
3 Robbery		54	48	6	18	3	38.9
4 Agg. Assault		50	48	2	20	4	48.0
5 Burglary		204	80	124	81	4	41.5
6-a Larceny Over \$50.		28	22	6	12	2	50.0
6-b Larceny Undr \$50.		667	358	3 09	300		45.0
7 Auto Theft		89	49	40	43		48.3
Total Part #1	0	1126	637	489	492	14	44.9
8 Other Ass'lts		682	659	23	351		51.5
9 Forgery		3	3		2		68.7
10 Embezzlement		127	122	5	45	1	36.2
11 Stolen Property		11	10	1	7		63.6
12 Weapon Offenses		45	35	10	17		37.8
13 Comm'l Vice		569	564	5	471		82.8
14 Sec (exc 2 & 13)		109	80	29	50		45.9
15 Family & Children		512	328	184	195		38.1
16 State Drugs		3	3		3		100.0
17 State Liquor		172	172		131		76.2
18 Drunkenness		3371	3366	5	3023		89.7
19 Disorderly Cond.		553	530	23	381		68.9
20 Vagrancy		45	45		44	1	100.0
21 Gambling		6863	6857	6	6705		97.8
22 Drive Intox.		384	384		236		61.5
23 Road & Drive Laws		1798	894	904	1729		96.2
24 Parking Viol.		119609	70	119539	32704		27.3
** 25 State Motor Laws		1490	69	1421	47		
26 All other		692	552	140	345		49.9
27 Suspicion	194						
Total Part #2	194	137038	14743	122295			
28 Federal Offenses		127	126	1			
29 Non-Offense		1253	1122	131	218		15.8
GRAND TOTAL	194	139544	16628	122916			

** Conviction data not procurable.
NOTE: carry-over cases included.

- 1. Chief of Police
- 2. Inspector, Staff Office
- 3. Inspector of Police
- 4. Inspector of Detectives
- 5. Inspector of Traffic
- 6. Sup't. Ident. Bureau
- 7. Cap't., No. 1 Station
- 8. Cap't., No. 2 Station
- 9. Captains of Detectives
- 10. Record Bureau

1939 REPORT - COMMUNICATIONS

February 28, 1940

	7 to 3	3 to 11	11 to 7	Total
Area of the city in square miles	7 to 3	3 to 11	11 to 7	Total
	3 to 11	11 to 7	11 to 7	41.5

Districts - Scout and Patrol Units 133 hrs. 21 min. 291 hrs. 16 min. 85 hrs. 38 min. 528 hrs. 153 min.

Scout and Patrol Units on duty - average number 2 min. 259 hrs. 56 min. 168 hrs. 18 min. 742 hrs. 56 min.
 (Including Detective Cruisers from March 1
 to December 31, on the 3 to 11 and 11 to 7 Reliefs only) 116.33 hrs. 54 min. 6162 hrs. 32 min.

Traffic Duty - Dispatched by Radio
 42 hrs. 4 min. 15 hrs. 49 min. 14838 61845

Complaints - total number dispatched 28324 14838 61845

Special Assignments - Strikes, pay-
 Complaints - (Important) - number dispatched by radio 398 hrs 5101 min. 309742. 44 min 6054 hrs 20897 min.

Complaints - number on which arrests were made 28 hrs. 241 min. 48 666. 51 min 377 103 hrs 1284 min.

Complaints - number of arrests resulting
 (washing cars and equipment) 293 797 1556

Messages broadcast - local 29543 42039 23124 94706

Messages broadcast (radiophone) - state & inter-state 1029 hrs. 484 min. 634 hrs. 16 min 259 hrs 1133 min.

Messages broadcast (radiotelegraph) - state & inter-state 314 2421 2197 490 5108

Transmitter failure - (radiophone) 72 mins 29 mins - 1 hr. 41 mins

Transmitter failure - (radiotelegraph) 180 mins - 3 hrs.

Signal System - Emergency Calls
 Signal System - Emergency Calls
 Total 1105

OTHER ACTIVITIES
 Broadcast for Fire Department (for fires) 1962 2241 1049 5252

Telephone Wagon Calls from Signal Boxes
 " " " (Rescue Squad calls) - 40 1879
 Ambulance Calls from Signal Boxes - 128 7131

Broadcast for Lucas County Sheriff 577

view of the city in adverse winter

A to 2 2 to 11 11 to 12

Time Lost During Regular Patrol Service - Reasons Therefor

Attention is called to the 7 to 3 to 11 to 7 maintenance Total
 between the hours of 8 a. m. and 12 midnight daily, up to February 1st, at
 Serving Warrants 153 hrs. 21 min. 291 hrs. 16 min. 83 hrs. 56 min. 528 hrs. 33 min.
 Repairs and service on cars 314 hrs. 42 min. 259 hrs. 56 min. 168 hrs. 18 min. 742 hrs. 56 min.
 Repairs and service on radio sets 12 hrs. 22 min. 30 hrs. 16 min. 19 hrs. 54 min. 62 hrs. 32 min.
 Traffic Duty 10 percent on 3 to 11 shift 7 hrs. 14 min. 5 hrs. 16 min. 8 hrs. 17 min. 120 hrs. 47 min.
 Attendance in Court that period. 42 hrs. 4 min. 15 hrs. 49 min. - - - 57 hrs. 53 min.

Special Assignments - strikes, pay-rolls, public gatherings, etc. about 283 hrs. 16 min. 398 hrs. 14 min. 304 hrs. 44 min. 986 hrs. 14 min.
 Guarding recovered automobiles 25 hrs. 35 min. 28 hrs. 49 min. 48 hrs. 51 min. 103 hrs. 15 min.
 Miscellaneous time loss (washing cars and equipment) Radio Operator 15 hrs. 39 min. the - - - - - 15 hrs. 55 min.
 (in co-operation with the Radio Service Bureau.

GRAND TOTAL - TIME LOSS 854 hrs. 13 min. 1229 hrs. 36 min. 634 hrs. 16 min. 2518 hrs. 5 min.
 Total time loss is equivalent to a two-man unit for 314 days 6 hours 5 minutes.

The number of employees in the Communication Bureau is as follows:
 Signal System - Emergency Calls
 7 Asst. Dispatchers
 4 Signal Operators
 4 Licensed Radio Operators
 Fast Wagon Calls from Signal Boxes
 Slow Wagon Calls from Signal Boxes
 Telephone Wagon Calls from Signal Boxes
 Ambulance Calls from Signal Boxes

GRAND TOTAL 1255



CITY OF TOLEDO

OHIO

W. E. ALLEN
Chief of Police

DIVISION OF POLICE

January 4, 1940.

CRIME PREVENTION

Following is a list of the activities of the Crime Prevention Bureau for the year of 1939:

ACTIVITIES

Visits to Schools	728
Juveniles Cited to Court	429
Juvenile Cases Adjusted	1069
Juveniles Contacted - No Adjustment needed.	1077
Special Miscellaneous Investigations.	56
Public Talks	11
Statements Taken.	54
Air Rifles confiscated.	43
Air Pistols "	1
22-Caliber Revolvers confiscated.	4
22-Caliber rifles "	2
Woodcraft Knife	1

ADULTS ARRESTED FOR:

Malicious Destruction of Property.	14
Malicious Destruction of Parking Meters.	27
Abuse of Minors	1
Assault and Battery	1
Bastardy	1
Burglary.	2
Contempt of Court	5
Contributing to Delinquency of Minors	47
Drunk and Disorderly.	1
Felonious Assault (Indecent Liberties).	2
Fugitives from Justice.	2
Impersonating an Officer.	1
Indecent Exposure of the person	1
Molesting	5
Malicious Destruction of Property	3
Neglect of Minors	3
Obtaining Property under False Pretense	1
Obscene Literature.	4
Operating Auto under Influence of Liquor.	1
" " without Owner's Consent	2
Reckless Driving	1
Receiving Stolen Property.	1
Sodomy.	2
Stench Bombs (C.O. 9412).	4
Suspicious Persons.	2
Violation of State Auto License Law	1

Total 94

STOLEN PROPERTY RECOVERED \$2378.78

CITY OF TOLEDO

OHIO

DETECTIVE

DIVISION OF POLICE

COMPLAINTS RECEIVED:

Mr. Ray E. Allen,
 Chief C.P.B. 563
 R.B. 410

COMPLAINTS CLEARED:

By Arrest 291
 Exceptionally 476
 Unfounded 62
 Inactive 144

The Detective Bureau personnel, as of January 1, 1939, was as follows: Total 973

EXTRA CLEARANCES:

Inspector	1
Captains	3
Desk Lieutenants	3
Attempt Burglary	1
Burglaries	27
Grand Larceny	1
Indecent Exposure of Person	1
Larceny of Bicycle	3
Larceny of Parts from Autos	5
Malicious Destruction of Property	14
Malicious Destruction of Parking Meters	27
Missing Person Located	1
Molestings	5
Pulling of False Fire Alarms	2
Operating Motor Vehicle without Owner's Consent	19
Petit Larcenies	6
Broken Street Lights	31

CLEARANCES ON CLASS NO. 1 OFFENSES:

2 - Attempt Burglaries were cleared which involved 3 juveniles	89	"
47 - Burglaries	4	"
2 - Attempt Arsons	12	"
4 - Arsons	8	"
5 - Grand Larcenies	7	"
3 - Robberies		"

This work was accomplished by only two men assigned to the Crime Prevention Bureau, and it was necessary to work a total of 190 hours overtime or approximately 24 working days to complete these activities effectively.

LECTURES TO CIVIC GROUPS:

Number of lectures to outside civic groups 11 with a total attendance of 955.

- | | | | | |
|-------------------------|----------------------------|--------------------------|----------------------------|-------------------------|
| 1. Chief of Police | 2. Inspector, Staff Office | 3. Inspector of Police | 4. Inspector of Detectives | 5. Inspector of Traffic |
| 6. Sup't. Ident. Bureau | 7. Cap't., No. 1 Station | 8. Cap't., No. 2 Station | 9. Captains of Detectives | 10. Record Bureau |



CITY OF TOLEDO

OHIO

DETECTIVE

DIVISION OF POLICE

RAY E. ALLEN

Chief of Police

Mr. Ray E. Allen,
Chief of Police,

Evidence procured during laboratory examinations
has been, and continues to be, positive in determining
the subjects guilt or innocence by the aid of the poly-
graph. The Detective Bureau personnel, as of January 1,
1939, was as follows: have obtained confessions in two-
thirds of those cases; which before the use of this
equipment would have been classified in "not cleared" cases.

Inspector	1
Captains	3
Desk Lieutenants	3
Laboratory technicians	2
Banks & Hotels	2
Homicide	1
Robbery	4
Burglary	4
Automobiles	4
General	10
Special	5
Total	41

Joseph J. Fruehling
Inspector, Detective Bureau

The arrest and general activity reports, listed hereafter, for the detective bureau, indicates a much higher degree in the detective's accomplishments than has been accomplished by them during previous years. Reports from the individual squads do not wholly pertain to their arrests made, but in many cases tend to show arrests and clearances obtained. The excellent showing for the year's known offenses, in both reduction of total offenses and a higher percentage of clearance, has been from a more cooperative action to that end.

Each and every function of the bureau has operated with satisfaction. The scientific criminal laboratory has been an unestimatable help to the individual officers, squads, bureaus, the department as a whole and to other law enforcement agencies. This work has become so voluminous that it is now necessary for the technicians to select their cases, and those cases which time will not allow to handle, being taken care of by methods previously used before the installation of the methods used in the laboratory. We cannot commend these officers too highly for the creditable manner in which they have assisted others in the department, by their work.

Chief of Police

2. Inspector, Staff Office

3. Inspector of Police

4. Inspector of Detectives

5. Inspector of Traffic

Sup't. Ident. Bureau

7. Cap't., No. 1 Station

8. Cap't., No. 2 Station

9. Captains of Detectives

10. Record Bureau

CITY OF TOLEDO

OHIO

DETECTIVE
Arrest And General Activity
Report - 1939

DIVISION OF POLICE



WILLIAM E. ALLEN
Chief of Police

Classification	Bureau Total is		Bank & Hotel Squad	Homicide Squad	Robbery Squad
	Total Arrests	Other Clearances			
1-a Murder	8				1
1-b Evidence procured during laboratory examinations has been, and continues to be, positive in determining the subjects guilt or innocence by the aid of the polygraph (lie detector) machine. In cases which seemed hopeless, our officers have obtained confessions in two-thirds of those cases; which before the use of this equipment would have resulted in "not cleared" cases.					25
7 Auto Theft	33	220			15
Total part #1	1309		42	14	59
8 Other Assaults	94	171			13
9 Forgery	2				2
10 Fraud	69				8
11 Stolen Property					1
12 ^{rw} Weapon Offenses		38			1
13 Comm'l Vice					
14 Sex (exc 2 & 13)	8	55		1	2
15 Family & Children	53	158		1	1
16 State Drug Laws					
17 State Liquor Laws					
18 Drunkenness	41	49			1
19 Dis. Conduct	55	148		2	
Vagrancy (20)	1				
21 Gambling	1				
22 Drive Intox.	2				
23 Road & Drive Laws	5	57			
24 Parking Violations					
25 State Motor Laws	6	27			
26 All Other	96	385	13	3	41
27 Suspicion	113			15	5
Total part #2	597	1214	31	22	62
28 Federal Offenses	35	39			
29 Non Offense	143	274	3	2	7
GRAND TOTAL	1044	1527	76	38	128
Autos Rec'vd					2
" Value					\$050.
Off'n Investigations			898	1199	513
Prop rec'vd - value					
Warrants Served			8	2	27
Times In Municipal Court			78	73	22
Times In Common Pleas			12	56	45
Letters, Telegrams, etc			223	161	31

Respectfully,

Joe Fruchey
Inspector, Detective Bureau

CITY OF TOLEDO

OHIO

DETECTIVE
Arrest And General Activity
Report - 1939

DIVISION OF POLICE

WILLIAM E. ALLEN
Chief of Police

Bureau Totals

Classification	Bureau Totals				
	Total Arrests	Other Clearances	Bank & Hotel Squad	Homicide Squad	Robbery Squad
1-a Murder	8			4	1
1-b Neg. Mansl				1	
2 Rape	7	5			
3 Robbery	27	110			25
4 Agg. Assault	26	50		8	15
5 Burglary	42	567		1	9
6-a Larceny (O)	16	37			
6-b Larceny (U)	150	590	42		6
7 Auto Theft	33	220			3
Total part #1	309	1587	42	14	59
8 Other Assaults	94	171			
9 Forgery	2	5	12		2
10 Fraud	69	120	6		8
11 Stolen Property	7	1			1
12 Weapon Offenses	4	38			1
13 Comm'l Vice					
14 Sex (exc 2 & 13)	8	55		1	2
15 Family & Children	53	158		1	1
16 State Drug Laws					
17 State Liquor Laws					
18 Drunkenness	41	49			1
19 Dis. Conduct	55	148		2	
Vagrancy (20)	1				
21 Gambling	1				
22 Drive Intox.	2				
23 Road & Drive Laws	5	57			
24 Parking Violations					
25 State Motor Laws	6	27			
26 All Other	96	385	13	3	41
27 Suspicion	113			15	5
Total part #2	557	1214	31	22	62
28 Federal Offenses	35	39			
29 Non Offense	143	274	3	2	7
GRAND TOTAL	1044	1527	76	38	128
Autos Rec'vd	8				2
" Value	\$4362.	\$33557.			\$950.
Off'n Investigations	907	1321	898	1199	313
Prop rec'vd - value	\$12950.	\$8908.		\$10868.	
Warrants Served	7	75	8	2	27
Times In Municipal Court	38	85	78	73	22
Times In Common Pleas	13	56	12	56	45
Letters, Telegrams, etc	55	145	223	161	31

CITY OF TOLEDO

OHIO

DETECTIVE Arrest and General Activity Report - 1939

#2

DIVISION OF POLICE



RAY E. ALLEN
Chief of Police

Classification	Burglary Squad	Auto Squad	General Assign- ments	Pawn- shop
1-a Murder			3	
1-b Neg. Mansl				
2-Rape	5		3	
3 Robbery		2	6	
4 Agg. Assault	2	2	6	1
5 Burglary	44	12	16	18
6-a Larceny (O)	2	4	4	5
6-b Larceny (U)	15	13	29	39
7 Auto Theft	8	66	4	
Total part #1	74	99	68	63
8 Other Assaults		11	9	
9 Forgery	2	4	2	
10 Fraud	7	8	5	
11 Stolen Property	4	1	2	4
12 Weapon Offenses	1	1	1	
13 Comm'l Vice	3	3	1	
14 Sex (exc 2 & 13)	2		3	
15 Family & Children	4	3	7	
16 State Drug Laws				
17 State Liquor Laws		1		
18 Drunkenness	3	2	6	1
19 Dis. Conduct		4		7
20 Vagrancy				
21 Gambling				
22 Drive Intox				
23 Road & Drive Laws	1		2	
24 Parking Viol				
25 State Motor Laws		3	2	
26 All Other	8	18	24	1
27 Suspicion	9	19	13	1
Total part #2	44	68	77	14
28 Federal Off'n	12	4	14	
29 Non Offense	12	20	35	6
GRAND TOTAL	142	191	194	83
Autos Rec'vd	8	73	15	
" Value	\$4362.	\$33557.	\$9465.	
Offense Investigations	907	1321	3662	897
Value Property Rec'vd	\$12950.	\$8908.	\$10903.	\$10868.
Number Warrants Served	7	75	139	1
Times Municipal Court	38	85	114	43
Times Common Pleas	43	56	68	7
Letters, Telegrams, etd	55	145	285	7



CITY OF TOLEDO

OHIO

CRIME LABORATORY

DIVISION OF POLICE

RAY E. ALLEN
Chief of Police

Manner of Death	City	County	Total
Total number of cases			258
Total number of subjects examined			334
Total number of subjects whose polygrams indicated deception			114
Total number of subjects who confessed after examination			8
Total number of subjects who confessed before examination	2	1	3
Homicide	12	1	13
Suicide			
By Shooting	14	8	22
By hanging	4	4	8
By poison	2	2	4
By drowning	11	1	12
By carbon monoxide	3	1	4
By miscellaneous	2	4	6
(later proven guilty)	56	19	75
Number of subjects whose physical condition would not permit an examination			258
Accidents			
Drowning	10	1	11
Shooting	2	2	4
Burns	14	3	17
Falls	31	10	41
Monoxide	4	1	5
Poison	1	1	2
Industrial	17	7	24
Miscellaneous	8	1	9
Robbery	83	27	110
Auto accidents and Larceny	41	32	73
Natural Deaths to Kill	366	29	395
Auto accidents occurring outside the county			12
Deaths resulting from abortions	1	1	2
TOTAL	561	110	683
Hit-skip			2
Grand Larceny Sheriff			34
Petit Larceny Department			19
False Fire Alarms Department			1
Purse Snatching Department			6
Molesting State Police			3
Rape (Central Police)			8
Murder (Police)			12

Vertical text on the left margin, possibly a page number or index reference.

POLYGRAPH EXAMINATIONS, cont'd

Total number of cases handled	258
Total number of subjects examined	334
Total number of subjects whose polygrams indicated deception who confessed after examination	162
Exposing Person	3
Total number of subjects who confessed before examination	8
Number of subjects whose polygrams indicated no deception	114
False Report of Robbery	9
Total number of subjects whose polygrams indicated deception, although no confession was obtained	391
Number of subjects who refused to take test	101
(later proven guilty)	2
Number of subjects whose physical condition would not permit an examination	252
Inspector Charles W. Roth (Bureau of Personnel)	3
Persons implicated in crime, through subject's responses. (later apprehended Bureau)	13
False confession (Women's Bureau)	51
Minor	1
CASES REPORTED AS FOLLOWS:	10
Robbery County Prosecutor	24
Burglary and Larceny	92
Assault to Kill Fire Marshall	4
Receiving Stolen Property	1
Auto Theft Prosecutor	14
Hit-skip County Sheriff	2
Grand Larceny Sheriff	34
Petit Larceny Department	19
False Fire Alarms Department	1
Purse Snatching Department	6
Molesting State Police	3
Rape Michigan Central Railroad Police	8
Murder Michigan Central Railroad Police Secret Service	12

COMPLAINTS RECORDS CLEARED (By subjects after examination)

CASES REPORTED AS FOLLOWS, cont'd

Arsonary and Larceny	110
Accessory after the fact	161
Suspicious Person	67
Exposing Persons	3
Sodomy Larceny	2
Kidnapping - Assault to Rob	24
False Report of Robbery	9
Shooting With Intent to Kill	1
Contributing To The Delinquency of a Minor	1

SUBJECTS SUBMITTED BY:

Inspector Joseph Fruchey (Detective Bureau)	252
Inspector Charles W. Roth (Bureau of Personnel)	13
Inspector E. J. Erwin (Traffic Bureau)	2
Sergeant M. Slater (Women's Bureau) Minor	2
Lucas County Sheriff	10
Lucas County Prosecutor	13
Juvenile Court	16
Deputy Ohio State Fire Marshall	5
Defiance County Prosecutor	2
Wood County Prosecutor received for examination	13
Ottawa County Sheriff with crime	1
Henry County Sheriff examination	1
Fremont Police Department firearms	2
Massillon Police Departments	3
Findlay Police Department ce departments by their request	2
Michigan State Police	3
Michigan Central Railroad Police	2
Continental Police Secret Service	2

COMPLAINTS RECORDS CLEARED (By subjects after examination)

MOULAGE:	Robbery	28
	Burglary and Larceny	164
	Auto Theft	163
	Petit Larceny	63
	False Fire Alarms	1
CHEMICAL ANALYSIS:	Grand Larceny	29
	Purse Snatching	20
	Rape	5
	Murder	8
	Sodomy	2
	Arson	12
MICRO-ANALYSIS:	Kidnapping - Assault to Rob	3
	Attempt Burglary	2
	Shooting With Intent to Kill	1
	Contributing To The Delinquency of A Minor	1
	Exposing Person	3
X-RAY:	Suspicious Person	4
	Molesting	1
	False Report of Robbery	4
BALLISTICS:		18
	Number of firearms received for examination	146
	Firearms identified with crime	9
	Bullets received for examination	32
	Bullets identified with firearms	12
	Numbers restored on firearms	5
	Bullets submitted to police departments by their request	24
	Guns registered	2

Respectfully,

Detective A. W. Report

MOULAGE:

Number of casts taken in burglary cases	15
(positive reports submitted)	3
Tools received for examination	8
(positive reports submitted)	3

CHEMICAL ANALYSIS:

Chemical analysis	34
(positive reports submitted)	16
Paraffin casts (Nitrate Tests)	4
(positive reports submitted)	3
Handwriting resotred	14

MICRO-ANALYSIS:

Micro-analysis	75
(positive reports submitted)	32
Micro-photographs	59
Enlargements	36

X-RAY:

Photographs	24
Fluoroscope analysis	27
Infrared Ray analysis	18

Respectfully,

Detective A. W. Eggert.

King, Game Chance 276
 Keep, Gambling House 4
 Exhib, Gamb'g Device 3
 Gambling 21
 Keep, Hise Ill Fame 7
 Visit " 9
 Soliciting Imm. Pump. 10
 Health Warrants 10
 Disorderly House
 Bestardy
 Pandaring
 Molesting Females
 Liquor Law Viol. 11
 Beggings 7
 Drunk and Disorderly 3
 Suspicious Person
 Suspicion
 Grand Larceny
 Petty Larceny
 Larceny from Person
 Ent. Room Imm'l Prop.
 Rape
 Robbery 1
 Burglar
 Murder Suspect
 Assault and Battery
 Shooting in City
 Resisting Officers
 Intox. Driver 1
 Safe Keeping 1
 Unlaw. Assembly 10
 Receiving Sol. Prop. 1
 Narcotics

Starting January 1st - ending November 30th
 Police of Everett, Wash.

ADVERTISEMENTS

Total
 5782
 10
 140
 274
 228
 80
 131
 131
 109
 314
 312
 10
 4
 12
 14
 10
 11

11
 12
 13
 14
 15
 16
 17
 18
 19
 20
 21
 22
 23
 24
 25
 26
 27
 28
 29
 30
 31
 32
 33

ANNUAL REPORT OF THE "MORALS SQUAD" FOR YEAR OF 1939.

ARRESTS

	Jan.	Feb.	Mar.	Apr.	May	June	July	Aug.	Sep.	Oct.	Nov.	Dec.	Total
34 Counterfeit Money	1	1											1
35 Attachments	1	1											1
36 Reckless Driving	1	1											1
37 Neglecting Children			1										1
38 Contrib. Delquinc. Minor				1									1
39 Threatening					1								1
40 Complain. Witness					2								2
41 Auto Theft						1	1						2
42 Suspicion U.S.													0
43 Disturbance													0
44 Vagrarancy													0
45 Loitering													0
46 Unlawful Assembly													0
47 Miscellaneous													0
48 Dump. Rubbish St.													0
49 Violation of Gen. Code													0
Sec. 13034-35													0
TOTAL													8249

Property recovered for the LaSalle and Koch Company via \$286.00.
 14 Indictments on the Commen, 7 tried and found guilty and sent to the penitentiary.

- 59 one-cent counter machines confiscated and destroyed.
- 45 five-cent counter machines confiscated and destroyed.
- 12 five-old type slot machines confiscated and destroyed.
- 2 five-cent pin ball machines confiscated and destroyed.
- 4 five-cent derrick machines confiscated and destroyed.
- 548 Punch Boards confiscated and destroyed.

\$664.10 turned over to the Pension Fund from Gambling Devices and Gambling.

Respectfully,

Lieutenant M. D. Unkle
 Charge of Morals Squad

4888 - 5-



RAY E. ALLEN
Chief of Police

CITY OF TOLEDO
OHIO

DIVISION OF POLICE

January 13, 1940.

R. E. Allen
Chief of Police

BUREAU OF IDENTIFICATION
& RECORDS

Dear Sir:

The following is a resume of the activities and accomplish-
ments of the B. of I. & R. for the year ending December 31, 1939:

- 10162 ✓ SUBJECTS CHECKED through the B. of I. & R. repeaters and new subjects.
- 1153 ✓ NEW SUBJECTS registered, photographed, finger printed and signaled.
- 9922 ✓ PHOTOGRAPHS TAKEN of new subjects.
- 8832 ✓ FINGER PRINTS TAKEN of new subjects.
- 731 ✓✓ OLD SUBJECTS RE-FINGER PRINTED
- 1153 ✓ FINGER PRINTS SENT TO F. B. I. with photographs
- 1153 ✓ FINGER PRINTS SENT TO MICHIGAN STATE REFORMATORY with photo-
graphs.
- 1153 ✓ FINGER PRINTS TO OHIO STATE BUREAU with photographs.
- 836 ✓ OLD SUBJECTS RE-PHOTOGRAPHED.
- 968 ✓ PHOTOGRAPHS FURNISHED DETECTIVE BUREAU for general police use.
- 687 ✓ FINGER PRINTS & PHOTOGRAPHS sent to other enforcement agencies
and Penal Institutions.
- 425 ✓ REQUESTS FROM COUNTY PROSECUTOR on subjects under indictment.
- 243 ✓ RECORDS FURNISHED COUNTY PROSECUTOR on subjects under indict-
ment.
- 2660 ✓ RECORDS FURNISHED other enforcement agencies, Penitentiaries,
etc.
- 7167 ✓ LETTERS & TELEGRAMS sent to other enforcement units, etal.
- 620 ✓ RECORDS REQUESTED from enforcement agencies (Form 13)
- 386 ✓ RECORDS REQUESTED from Wardens of Penal Institutions and post-
ed.
- 12666 ✓ RECORDS RECEIVED from F. B. I. Ohio State Bureau; Michigan State
Bureau and other places-same posted in files.

Chief of Police
Supt. Ident. Bureau

2. Inspector, Staff Office	3. Inspector of Police	4. Inspector of Detectives	5. Inspector of Traffic
7. Cap't., No. 1 Station	8. Cap't., No. 2 Station	9. Captains of Detectives	10. Record Bureau

RECORDED COPY OF THE "MOBVIS RECORD" FOR YEAR OF 1939

APR 22 1940



CITY OF TOLEDO

OHIO

DIVISION OF POLICE

RAY E. ALLEN
Chief of Police

- 1355 ✓ LETTERS RECEIVED some with photographs on various criminal matters; other cases photographs only or finger print classification; known as "Blue File"-from police agencies.
- 1780 ✓ CIRCULARS RECEIVED on subjects wanted by other Depts. in Ohio; Sheriffs and U.S. Dept. Justice, on which no correspondence was necessary. (Same carded and filed)
- 1340 ✓ FINGER PRINTS RECEIVED from Ohio State Penitentiary on new arrivals (some classified, searched and filed. In certain cases records were furnished or exchanged)
- 757 ✓ FINGER PRINTS RECEIVED FROM Michigan State Reformatory (some classified, searched and filed)
- 2184 ✓ FINGER PRINTS & PHOTOGRAPHS received from various other Departments. (some classified, searched and filed)
- 1863 ✓ IDENTIFICATIONS MADE on similar names, and in other cases where a finger print classification appears.
- 58 ✓ ✓ FUGITIVES IDENTIFIED BY FINGER PRINTS or by index and found to be WANTED elsewhere.
- 255 ✓ FINGER PRINT INVESTIGATIONS where crime has been committed.
- 70 ✓ LATENT PRINTS OBTAINED from scenes of crime.
- 291 ✓ HANDWRITING EXAMINATIONS (expert) were made of Forgeries, Threatening letters, etc.
- 215 ✓ OPINIONS RENDERED ON HANDWRITING EXAMINATIONS.
- 1860 ✓ PHOTOGRAPHIC PRINTS MADE of old subjects.
- 590 ✓ TAXICAB PERMITS certified; finger prints classified, searched and filed.
- 42 ✓ FINGER PRINT CARDS examined for SPECIAL POLICE POWERS-classified, searched for past criminal record, etc.
- 1460 ✓ LONG DISTANCE TELEPHONE CALLS received from various police Departments, etc.
- 600 ✓ CARDS & CIRCULARS issued of various subjects.
- 1144 LETTERS RECEIVED (yellow file) on matters not criminal indexed and filed.
- 20 ✓ UNIDENTIFIED DEAD identified by finger prints.

Respectfully submitted,
Paul T. Patschany
 Paul T. Patschany, Capt.
 Ident. & Records

Chief of Police

2. Inspector, Staff Office

3. Inspector of Police

4. Inspector of Detectives

5. Inspector of Traffic


Sup't. Ident. Bureau

7. Cap't., No. 1 Station

8. Cap't., No. 2 Station

9. Captains of Detectives

10. Record Bureau



CITY OF TOLEDO

OHIO

DIVISION OF POLICE

January 19, 1939.

362 PHOTOGRAPHIC COPIES MADE from photos received.

501 ✓ ENLARGEMENTS MADE of photos.

6364 SUBJECTS ENGAGING IN GAMES OF CHANCE finger printed since Sept. 19, 1938 (2 cards each). 1271 of which had previous criminal records on file.

1200 ✓ "SPECIALS" those given a special number for purpose of segregation and for certain crimes committed including finger prints with photographs on file.

105 SPECIFICALLY KNOWN AS "A" FILE (which deals with prostitutes and keepers. Finger prints and photographs on file.)

130105 FINGER PRINTS RECEIVED FROM OTHER DEPARTMENTS from 1905 to date.

31308 ✓ LOCAL SUBJECTS registered, photographed, printed and signaled from 1905 to date.

162718 ✓ TOTAL NUMBER OF FINGER PRINTS ON FILE DEC. 31, 1939.

1101 ✓ REPORTS RECEIVED FROM LUCAS COUNTY PROSECUTOR pertaining to indictments, pleas and sentences. Said Data properly recorded and posted in each individual file.

225 ✓ LETTERS FURNISHED APPLICANTS FOR U.S. CITIZENSHIP at the request of the U.S. Immigration Department.

NOTE:

THE BUREAU OF IDENTIFICATION & RECORDS HAS UNDERTAKEN (since August 1, 1938) to furnish the Federal Bureau of Investigation, the complete past criminal record of all subjects on file in this bureau, of whom we had previously mailed the F.B.I. a finger print and photograph only, significant of the first arrest. ✓ 4400 such records have been forwarded to date.

In conclusion, permit me to express my grateful appreciation for the co-operation given our Bureau by the other division heads under your command.

Respectfully submitted,

Paul T. Fakehany
Paul T. Fakehany, Supt.
Bureau of Iden. & Records

Chief of Police

2. Inspector, Staff Office

3. Inspector of Police

4. Inspector of Detectives

5. Inspector of Traffic

Sup't. Ident. Bureau

7. Cap't., No. 1 Station

8. Cap't., No. 2 Station

9. Captains of Detectives

10. Record Bureau

CITY OF TOLEDO

OHIO

DIVISION OF POLICE

January 19, 1940.

W. E. ALLEN
Chief of Police

JAILS & EQUIPMENT

The following statement lists the number of meals and amount of same furnished prisoners at Safety Building during 1939:

From time to time during the year the members assigned to the bureau received instructions in the care and accuracy in searching prisoners and the registering of all personal property held as evidence. Also, in their observation of intoxicated prisoners charged with operating auto under the influence of liquor. All members were instructed in the use of the typewriter for the making of daily quintuplet reports and arrest sheets.

	Breakfasts		Dinners		Suppers		Amounts Paid.
	Male	Female	Male	Female	Male	Female	

It was found expedient to get all names of those booked, correctly, especially being careful to obtain the middle name or initial, which eliminated many hours of search in the P. O. Also, to prohibit prisoners from taking reading material to their cells in order to prevent the breaking of windows, stopping of toilets and other damage heretofore experienced.

The sanitation is satisfactory and no new equipment was added during the year. Fumigation of hospital bedding is periodically done by the Health Department, in co-operation with the bureau.

June	764	167	409	138	509	129	238.95
July	709	297	378	259	423	254	263.55
August	672	196	375	156	445	155	225.45
September	579		284	133	354	138	186.75
October	630						
November	613	74	353	47	396	53	173.60
December	718	132	442	146	446	142	237.00
Totals	8338	2232	4488	1827	5175	1773	\$ 2699.05

10570	Breakfasts at 10¢ Ea.	\$1057.00
6515	Dinners	947.25
6948	Suppers	694.80
		\$ 2699.05

\$ 2699.05

CITY OF TOLEDO

OHIO

DIVISION OF POLICE

January 1st, 1940.

RAY E. ALLEN
Chief of Police

R. E. Allen,
Chief of Police.

KITCHEN

The following statement lists the number of meals and cost of same furnished prisoners at Safety Building during 1939:

The cooking and serving utensils are furnished by Mrs. Miller, as is also the help necessary to operate the kitchen. The kitchen, heat, electricity, frigidaire, stoves, steam table, small counter, coffee urn, and water are furnished by the city. Meals are also served to city employees desiring same, at nominal cost.

1939	Breakfasts		Dinners		Suppers		Amounts Paid.
	Male	Female	Male	Female	Male	Female	
January	742	150	442	123	460	123	\$ 232.25
February	559	150	296	128	360	120	182.50
March	786	207	356	154	412	156	232.60
April	739	198	420	166	489	155	246.00
May	827	179	414	148	531	140	252.00
June	764	167	409	138	509	129	238.95
July	709	297	376	259	423	254	263.55
August	672	196	375	156	445	155	226.45
September	579	171	284	133	354	138	186.75
October	630	261	321	229	350	208	227.40
November	613	74	353	47	396	53	173.60
December	718	182	442	146	446	142	237.00

Totals 8338 2232 4488 1827 5175 1773 \$ 2699.05

10570 Breakfasts at 10¢ Ea. \$1057.00
 6315 Dinners 15¢ 947.25
 6948 Suppers 10¢ 694.80

C. I. Fauble
 Director of Police.
 \$ 2699.05



CITY OF TOLEDO

OHIO

DIVISION OF POLICE

WILLIAM E. ALLEN
Chief of Police

January 1st, 1940.

MISSING PERSONS

F. R. E. ALLEN,
Chief of Police.

Dear Sir:- Following is a list of the activities of the Missing Persons Bureau for the year of 1939:

MAN DAYS

1939 Annual Report.

Category	Command Group	Patrol Group	Detective Group	Total Man Days
Boys under 16 years				
Boys under 20 years				
Girls under 16 years	18870	90630	14235	123735
Girls under 20 years			37	
Adults, Male			217	
Adults, Female			72	
ABSENTEES				755
LOCATIONS	Located and Returned: 636	2988	468	4092
AYS-OFF	Boys under 16 years: 2700	12910	2030	17640
Boys under 20 years				
DISABLED & SICK	Girls under 16 years: 320	2630	340	3290
Girls under 20 years				
PENDED	Adults, Male: 180	30	---	210
Adults, Female				
FOUSED & LEAVE	35	123	30	188
TOTALS	3871	18681	2868	25420
Received from other departments			459	984 Letters
Received from private individuals			475	
Request to other departments				389 Letters sent out
SUMMARY	TOTAL DAYS.	TOTAL ABSENT	DAYS WORKED	PERCENT ABSENT.
COMMAND	19340	3871	15469	.205
PATROL	90630	18681	71949	.206
DETECTIVES	14235	2868	11367	.201
TOTALS	124205	25420	98785	.204

Besides carrying on the training program at the revolver range during the month of August, September and October. Also assisted at the Academy Law School during March and April.

Respectfully submitted,
C. I. Fauble
C. I. Fauble
Inspector of Police.

Chief of Police

2. Inspector, Staff Office
7. Cap't., No. 1 Station

3. Inspector of Police
8. Cap't., No. 2 Station

4. Inspector of Detectives
9. Captains of Detectives

5. Inspector of Traffic
10. Record Bureau

CITY OF TOLEDO

OHIO

DIVISION OF POLICE

January 3, 1940.

MISSING PERSONS

Following is a list of the activities of the Missing Persons Bureau for the year of 1939:

	Located and Returned:-		Total
	Boys under 16 years	271	
	Boys under 20 years	56	
	Girls under 16 years	102	
LOCAL:-	Girls under 20 years	37	
	Adults, Male	217	
	Adults, Female	72	
		755	
	Located and Returned:-		
	Boys under 16 years	126	
	Boys under 20 years	22	
OUT OF TOWN:-	Girls under 16 years	190	
	Girls under 20 years	58	
	Adults, Male	64	
	Adults, Female	25	
		385	
	Correspondence:-		
	Received from other departments	489	964 Letters
	Received from private individuals	475	
	Requests to other departments for location	140	989 Letters sent out
	Requests to other departments for cancellations	315	
	Answered	534	
	Warrant addresses for the department	77	77
	Lecture tours Attendance	223	13

Besides carrying on the duties of the Missing Persons Bureau, considerable time was devoted to the training program at the revolver range during the month of August, September and October. Also assisted part-time with the Academy Law School during March and April.

51	Cadillac	8-15-30	76645	1445	238	3	28.11
53	Packard	7-31-36	49739	12975	994	85	104.87
55	Cadillac	12-10-38	34501	8655	1490	112	158.17
57	Ford Coach	9-11-36	86057	8539	1304	73	138.42
58	"	"	86619	9614	1553	56	165.40
59	"	"	88618	13238	2278	81	240.33
60	"	"	83016	2697	802	44	83.04
61	"	"	78390	13791	1922	69	200.72
62	"	"	50453	17136	1672	54	177.96
63	"	"	50740	16158	5123	108	231.22

- | | | | |
|----------------------------|--------------------------|----------------------------|-------------------------|
| 2. Inspector, Staff Office | 3. Inspector of Police | 4. Inspector of Detectives | 5. Inspector of Traffic |
| 7. Cap't., No. 1 Station | 8. Cap't., No. 2 Station | 9. Captains of Detectives | 10. Record Bureau |

CITY OF TOLEDO

OHIO

DIVISION OF POLICE

January 29, 1940.

MOTOR VEHICLES & EQUIPMENT

Car Number	Description	Date of Purchase	Speedometer Reading	Miles Run 1939	Gallons Gasoline	Quarts Oil	Cost of Gasoline
1	Fed. Patrol	6-29-29	87945	2522	318	24	3355
3	" "	7-22-30	100736	2642	402	40	42.41
4	" "	5-13-29	Broken	11014	1188	59	125.42
10	Ford Patrol	6-16-37	75155	12666	1871	66	198.06
11	" "	6-16-37	93442	21710	3215	153	341.41
12	" "	6-16-37	73260	12247	1905	99	201.91
13	" "	6-16-37	84686	23714	2774	157	293.81
14	" "	6-16-37	86168	23148	2836	215	299.47
23	G.M.C.	3-16-39	26984	26895	2706	191	285.48
24	" "	3-16-39	36520	36437	3942	187	415.88
25	" "	3-16-39	26604	26515	3372	173	355.75
26	" "	3-16-39	26004	25917	3369	238	355.01
27	" "	3-16-39	26639	26557	2761	165	291.29
30	Ford Coupe	9-21-38	30874	5939	526	19	56.12
31	" "	6-14-34	53387	6325	394	30	41.57
36	" Coach	11-21-35	68087	2141	479	30	50.53
37	" "	7-7-36	15516	6460	687	32	72.48
40	Plymouth Coach	3-28-39	7635	7570	542	33	57.18
41	" "	3-28-39	28821	27644	2556	136	270.15
42	" "	3-28-39	29210	29137	2507	143	264.58
43	" "	3-28-39	21192	21100	2939	103	310.19
44	" "	3-28-39	29418	30336	2862	140	301.94
45	" "	3-28-39	39006	38929	3262	173	344.14
46	" "	3-28-39	28010	27927	3100	153	327.62
47	" "	3-28-39	31191	31119	3093	142	326.44
48	" "	3-28-39	31221	31149	2984	150	315.26
49	" "	3-28-39	32350	32275	3177	158	335.40
1	Mercury Sedan	Water Dept.	10523	3665	213		22.47
8	Pontiac	" "	474	474	45	1	4.75
51	Cadillac	8-15-30	76645	1446	238	2	25.11
53	Packard	7-31-36	49739	12976	994	85	104.87
55	Cadillac	12-10-38	34301	8665	1490	112	158.17
61	Ford Coach	9-11-36	85037	8539	1304	73	138.42
62	" "	"	85619	9014	1553	56	165.40
63	" "	"	82618	16238	2278	61	240.33
64	" "	"	83016	5697	802	44	86.04
65	" "	"	75390	13791	1982	69	209.78
66	" "	"	50453	17156	1672	54	177.86
67	" "	"	50740	16168	2183	108	231.46

2. Inspector, Staff Office

3. Inspector of Police

4. Inspector of Detectives

5. Inspector of Traffic

7. Cap't., No. 1 Station

8. Cap't., No. 2 Station

9. Captains of Detectives

10. Record Bureau

-2-
CITY OF TOLEDO

OHIO

DIVISION OF POLICE



W. E. ALLEN
Chief of Police

Number
1
2
3
4
5
6
7
8
9
10
11
12
13
14
15
16
17
18
19
20
21
22
23
24
25
26
27
28
29
30
31
32
33
34
35
36
37
38
39
40
41
42
43
44
45
46
47
48
49
50
51
52
53
54
55
56
57

Car Number	Description	Date of Purchase	Speedometer Reading	Miles Run 1939	Gallons Gasoline	Quarts Oil	Cost of Gasoline
68	Ford Coach	9-11-36	87699	14965	2000	59	213.05
69	" "	"	71868	9845	1425	65	150.69
70	" "	"	91274	17894	2553	112	269.47
71	" "	"	84542	14215	2033	107	214.93
72	" "	"	84283	14787	2130	62	225.78
73	" "	"	82340	10868	1555	83	165.30
76	" "	"	52258	18908	2093	104	221.57
77	" "	"	35459	10371	962	76	101.49
78	" "	"	33093	12034	854	88	90.10
79	" "	"	38979	9760	847	67	89.54
80	" "	"	46485	14796	1479	64	157.01
81	" "	"	56424	20034	2033	100	214.48
82	" "	"	84408	14487	1524	95	161.54
83	" "	"	810	39553	3791	152	401.06
84	" "	"	57262	16924	1652	110	174.74
85	" "	"	22502	7157	557	58	58.76
86	" "	"	65352	21438	1913	59	202.93
87	" "	"	20316	4681	535	38	56.44
88	" "	"	45334	11545	1061	32	111.94
89	" "	"	70294	26766	2574	186	271.97
90	" "	"	69520	23364	3540	120	373.47
91	" "	"	52465	14002	1295	86	136.62
92	" "	"	40461	18576	1605	107	169.68
93	" "	"	16759	45247	3908	215	412.64
94	" "	"	41592	20257	1809	135	191.96
95	" "	"	48442	13580	1095	66	115.75
96	" "	"	54370	14048	1221	57	129.05
97	" "	"	40854	13199	1380	68	145.82
98	" "	"	41484	16384	1394	135	147.07
99	" "	"	46796	22224	2867	112	302.47
100	" "	"	59444	19594	2721	95	287.07

- 1. Chief of Police
- 2. Inspector, Staff Office
- 3. Inspector of Police
- 4. Inspector of Detectives
- 5. Inspector of Traffic
- 6. Ident. Bureau
- 7. Cap't., No. 1 Station
- 8. Cap't., No. 2 Station
- 9. Captains of Detectives
- 10. Record Bureau

CITY OF TOLEDO

OHIO

DIVISION OF POLICE

WILLIAM E. ALLEN
Chief of Police

Car Number	Cost of Oil	Cost of Repairs	Cost of Tires	Total Costs	Cost per mile	Miles per Gallon
1	2.40	316.70	29.25	67.62	2.7	8.0
3	4.00	46.09	29.25	92.50	3.6	6.6
4	5.90	97.49	43.66	272.47	2.5	9.9
10	6.60	260.59	22.26	487.51	3.9	6.8
11	15.30	416.31	33.39	806.41	3.8	6.9
12	9.90	255.21	22.26	489.28	4.1	6.4
13	15.70	356.15	45.77	711.43	3.1	8.4
14	21.50	348.81	44.52	714.30	3.1	8.2
23	19.10	184.10	9.7	488.68	1.9	9.9
24	18.70	131.18	29.2	565.76	1.6	9.2
25	17.30	188.23	9.7	561.28	2.2	7.9
26	23.80	273.57	68.2	652.42	2.6	7.7
27	16.50	159.03	52.0	466.82	1.8	9.6
30	1.90	151.34	21.02	230.88	3.9	11.3
31	3.00	27.39	20.30	92.26	1.5	16.1
36	3.00	35.83	39.00	89.36	4.3	4.5
37	3.20	138.56	10.28	224.52	3.5	9.4
40	5.30	26.02	59.50	86.50	1.2	14.0
41	13.60	520.15	106.16	910.06	3.3	10.8
42	14.30	94.07	39.00	411.95	1.5	11.6
43	10.30	104.08	5.74	430.37	2.1	7.2
44	14.00	112.73	29.25	457.92	1.6	10.6
45	17.30	182.53	48.75	592.72	1.6	11.9
46	15.30	112.52	19.50	474.99	1.8	9.6
47	14.20	127.07	39.00	506.71	1.7	10.1
48	15.00	116.81	27.70	474.77	1.6	10.4
49	15.80	192.41	21.05	564.66	1.8	10.2
100	9.50	1.40	29.25	23.87	.7	17.2
8	.10			4.85	1.1	10.5
51	1.20	16.83	30.96	73.10	5.1	6.1
53	8.50	256.28	40.96	410.61	3.2	13.1
55	11.20	212.89	31.10	413.36	4.8	5.8
61	7.30	83.30	39.00	268.02	3.2	6.5
62	5.60	139.39	19.50	330.39	3.7	5.8
63	6.10	113.42	39.00	398.85	2.5	7.1
64	4.40	72.33	39.00	201.77	3.6	7.1
65	6.90	251.03	39.00	506.71	3.7	7.0
66	5.40	121.38	29.25	333.89	2.0	10.3
67	10.80	456.08	19.50	717.84	4.4	7.4

- 2. Inspector, Staff Office
- 3. Inspector of Police
- 4. Inspector of Detectives
- 5. Inspector of Traffic
- 7. Cap't., No. 1 Station
- 8. Cap't., No. 2 Station
- 9. Captains of Detectives
- 10. Record Bureau

-4-
CITY OF TOLEDO

OHIO

DIVISION OF POLICE

MOTORCYCLES

WILLIAM E. ALLEN
Chief of Police

Number
CSL
1
2
3
4
101
11
12
13
14
15
16
17
18
19
20
21
22
23
24
25
26
27
28
29
30
31
32
33
34
35
36
37
38
39
40
41
42
43
44
45
46
47
48
49
50
51
52
53
54
55
56
57
58
59
60

Car Number	Description	Cost of Oil	Cost of Repairs	Cost of Tires	Total Costs	Cost per mile	Miles per Gallon
68	Indian	5.90	298.30	29.25	546.50	3.7	7.5
69	"	6.50	77.94	29.25	264.38	2.8	6.9
70	"	11.20	398.79	29.25	708.71	4.0	7.0
71	"	10.70	170.24	19.50	415.37	3.0	7.0
72	"	6.20	189.72	29.25	450.95	3.1	6.9
73	"	8.30	78.59	9.75	261.94	2.5	7.0
76	"	10.40	313.40	19.50	564.87	3.0	9.0
77	Not in Service	7.60	91.18	29.25	229.52	2.3	10.8
78	"	8.80	69.07	9.75	177.72	1.5	14.1
79	"	6.70	91.35	29.25	216.84	2.3	11.5
80	"	6.40	267.28	9.75	440.44	3.0	10.0
81	"	10.00	182.02	68.25	474.75	2.4	9.9
82	"	9.50	172.74	32.01	375.79	2.6	9.5
83	Harley-Davidson	15.20	596.32	58.50	1071.08	2.8	10.4
84	"	11.00	313.72	29.25	528.71	3.2	10.2
85	"	5.80	46.60	19.50	130.66	1.9	12.8
86	"	5.90	135.91	39.00	383.74	1.8	11.2
87	"	3.80	51.33		111.57	2.4	8.7
88	"	3.20	96.46	19.50	231.10	2.0	10.9
89	"	18.60	424.06	58.50	773.13	2.9	10.4
90	"	12.00	297.96	9.75	693.18	3.0	6.6
91	"	8.60	200.61	39.00	384.83	2.8	10.8
92	"	10.70	132.21	19.50	332.09	1.8	11.6
93	"	21.50	490.60	68.25	992.99	2.2	11.6
94	"	13.50	266.37	39.00	510.83	2.6	11.2
95	"	6.60	214.98	38.50	395.83	3.0	12.4
96	"	5.70	217.90	48.75	401.40	2.9	11.5
97	"	6.80	163.65	9.75	326.02	2.5	9.6
98	"	13.50	83.32	29.25	273.14	1.7	11.8
99	"	11.20	346.92	48.75	709.34	3.2	7.8
100	"	9.50	234.89	29.25	560.71	2.9	7.2
40	"	7-19-35					
41	"	7-19-35					
42	"	7-19-35					
43	"	7-19-35	Broken				
44	"	7-19-35					
45	"	7-19-35					
46	"	7-19-35					
47	"	7-19-35					
48	"	7-19-35	Broken				
49	"	7-19-35					
50	"	7-19-35					

- 1. Chief of Police
- 2. Inspector, Staff Office
- 3. Inspector of Police
- 4. Inspector of Detectives
- 5. Inspector of Traffic
- 6. Ident. Bureau
- 7. Cap't., No. 1 Station
- 8. Cap't., No. 2 Station
- 9. Captains of Detectives
- 10. Record Bureau



CITY OF TOLEDO

OHIO

DIVISION OF POLICE

WELIA E. ALLEN
Chief of Police

MOTORCYCLES

Car Number	Description	Date of Purchase	Speedometer Reading	Miles Run 1939	Gallons Gasoline	Quarts Oil	Cost of Gasoline
1	Indian	2-23-38	3845	263	18	3	1.90
2	"	3-24-39	1795	1788	58	7	6.12
3	"	3-24-39	2476	2469	74	10	7.90
4	104% Overhead Charge	3-24-39	2265	1978	70	4	7.39
5	Grand Total	3-24-39	3331	3224	115	4	12.13
6	"	3-24-39	2637	4936	176	4	18.66
7	Director	3-24-39	1254	1252	58	19	6.12
8	Not in Service	3-24-39					
9	"	3-24-39					
10	"	3-24-39					
11	"	3-24-39	2267				
Harry Ash School Police Out of Town Car							
14	Harley-Davidson	3-24-39	7968	7965	281	29	29.74
15	"	3-24-39	7515	7503	263	24	27.75
16	"	3-24-39	7034	6004	226	35	23.84
17	"	3-24-39	1500	1493	50	4	5.28
18	"	3-24-39	10526	10519	316	41	33.34
19	"	3-24-39	5142	8608	305	20	32.18
20	"	3-24-39	5935	5928	256	18	27.01
21	"	3-24-39	7683	7676	291	17	30.70
22	"	3-24-39	6720	6713	271	20	28.59
23	"	3-24-39	3795	3442	134	10	14.14
32	"	9-10-31	Broken	3100	93	22	9.85
33	"	7-19-35	34398	1575	36	8	3.84
34	"	7-19-35	30059	2419	184	33	19.59
35	"	7-19-35	32716	4023	248	60	26.16
36	"	7-19-35	21172		1	4	.11
37	"	7-19-35	23288	4178	251	41	26.61
38	"	7-19-35	26477	2852	109	34	11.50
39	"	7-19-35	24819	1876	95	23	10.02
40	"	7-19-35	26378	36	3		.32
41	"	7-19-35	29207	5182	243	67	25.64
42	"	7-19-35	23553	1712601	100	38	10.55
43	"	7-19-35	Broken	3892	213	31	22.56
44	"	7-19-35	17782	3042	158	36	16.76
45	"	7-19-35	17542	2452	124	28	13.08
46	"	7-19-35	34436	3703	216	45	22.79
47	"	7-19-35	26739	3681	209	47	22.09
49	"	7-19-35	Broken	3034	185	40	19.61
50	"	7-19-35	28966	1092	50	23	5.28



CITY OF TOLEDO

OHIO

DIVISION OF POLICE

WILLIAM E. ALLEN
Chief of Police

1
2
3
4
5
6
7
8
9
10
11
12
13
14
15
16
17
18
19
20
21
22
23
24
25
26
27
28
29
30
31
32
33
34
35
36
37
38
39
40
41
42
43
44
45
46
47
48
49
50

Car Number	Description	Cost of Oil	Date of Purchase	Cost of Repairs	Speedometer Reading	Miles Run 1939	Gallons Gasoline	Quarts Oil	Cost of Gasoline
51	Harley-Davidson		7-19-35	Broken		2633	187	52	1991
52	"		7-19-35	22858		5332	320	58	33.76
53	"		3-6-37	15424		4733	305	36	32.18
10 % Overhead Charges, Labor and Parts, by Municipal Garage									
Grand Total						1338564	137215	7782	14507.10
Director							122	8	12.87
Inspector Mead							323	10	34.08
Sergeant Matthews							343	3	36.19
Sergeant Knudel							352	4	37.14
Dr. Ensign							308	5	32.49
Harry Ash School Police							592	72	62.46
Out of Town Car							293	4	50.91
Shops Etc.		8.80		3.10		11.08	57	5	6.01
Misc. Items		4.80		10.17			72	6	28.5
Water Truck 221 Range				2.25		16.80	28	1	2.95
C.H. Ninke Range				1.65		5.35	19	4	2.00
		8.80		14.57		11.08	2437	116	257.10
		4.00		18.78					
		3.60		4.63		1338564	139652	7898	14764.20
Plus 10 % Municipal Garage									
January						16440		6	26.4
February						19521		1.0	24.8
March		2.00		2.00		18451		6	35.7
April		4.40		14.00		14511		9	33.3
May		1.60		3.00		16197		6	43.8
June		6.60		21.00		12907		2.0	13.1
July		12.00		34.00		14241		1.8	16.2
August		1.80		2.00		9898		Not Used.	
September		8.20		17.00		11121		1.3	18.2
October		6.80		37.00		12952		2.2	22.2
November		4.60		23.00		13835		2.1	19.7
December				3.00		11065		9.9	12.0
		13.40		49.00				1.9	21.3
		7.80		10.50		171159		1.1	20.0
Gasoline From Garage				30.12			698 Gallons		4
		7.20		27.39				1.7	19.3
		5.60		13.24				1.3	19.8
		9.00		14.09	15.81			1.7	17.1
		9.40		36.24	15.59			2.3	17.0
		8.00		16.33	6.78			1.7	16.4
		4.50		16.77	12.31			3.6	21.2

- 1. Chief of Police
- 2. Inspector, Staff Office
- 3. Inspector of Police
- 4. Inspector of Detectives
- 5. Inspector of Traffic
- 7. Cap't., No. 1 Station
- 8. Cap't., No. 2 Station
- 9. Captains of Detectives
- 10. Record Bureau

-2-
CITY OF TOLEDO

OHIO

DIVISION OF POLICE

RAY E. ALLEN
Chief of Police

Car Number	Cost of Oil	Cost of Repairs	Cost of Tires	Total Costs	Cost per Mile	Miles per Gallon
1	.60	4.18	15.18	21.86	8.3	14.6
2	1.40	3.50		11.02	.6	30.8
3	2.00	1.95		11.85	.5	33.4
4	.80	8.40		16.59	.9	28.3
5	.80	2.20		15.13	.5	28.0
6	.80	12.58		32.04	.7	28.0
7	3.80	7.48		17.40	1.4	21.6
8	Not in Service					
9	1.00			35.08		
10	.30			36.49		
11	.40			37.54		
12	.50			32.99		
13	7.20			69.66		
14	5.80	3.10	11.08	49.72	.6	28.3
15	4.80	10.17		42.72	.6	28.5
16	7.00	5.25	16.80	52.89	.9	26.6
17	.80	1.65	5.36	13.09	.9	29.9
18	8.20	14.57	11.08	67.19	.7	33.3
19	4.00	18.78		54.96	.7	28.2
20	3.60	4.63		35.24	.6	23.2
21	3.40	5.75	6.23	46.08	.6	26.4
22	4.00	11.80	22.35	66.74	1.0	24.8
23	2.00	2.70		18.84	.6	25.7
32	4.40	14.53		28.78	.9	33.3
33	1.60	3.70		9.14	.6	43.8
34	6.60	21.12		47.31	2.0	13.1
35	12.00	34.08		72.24	1.8	16.2
36	.80	2.45		3.36	Not Used.	
37	8.20	17.53		52.34	1.3	16.6
38	6.80	37.43	5.53	61.26	2.2	26.2
39	4.60	23.92		38.54	2.1	19.7
40		3.24		3.56	9.9	12.0
41	13.40	49.22	8.13	96.39	1.9	21.3
42	7.60	10.50		28.65	1.1	26.0
43	6.20	30.12		58.88	1.5	18.4
44	7.20	27.39		51.35	1.7	19.3
45	5.60	13.24		31.92	1.3	19.8
46	9.00	14.09	15.81	61.69	1.7	17.1
47	9.40	35.14	15.52	82.15	2.3	17.6
49	8.00	16.33	6.78	50.72	1.7	16.4
50	4.60	16.77	12.31	38.96	3.6	21.8

- Chief of Police
 2. Inspector, Staff Office
 3. Inspector of Police
 4. Inspector of Detectives
 5. Inspector of Traffic
 6. Ident. Bureau
 7. Cap't., No. 1 Station
 8. Cap't., No. 2 Station
 9. Captains of Detectives
 10. Record Bureau

-3-
CITY OF TOLEDO

OHIO

DIVISION OF POLICE

WILLIAM F. ALLEN
Chief of Police

Car Number	Cost of Oil	Cost of Repairs	Cost of Tires	Total Costs	Cost per Mile	Miles per Gallon
51	10.40	25.78	9.99	66.08	2.5	14.1
52	11.60	30.57	5.53	81.46	1.6	16.7
53	7.20	94.66	6.61	140.65	3.0	15.5
				1711.59		
	877.70	13775.35	2069.18	32935.36	2.5	9.7
Director	.80	1.90		15.57		
Inspector Mead	1.00			35.08		
Sergeant Matthews	.30			36.49		
Sergeant Knudel	.40			37.54		
Ensign	.50			32.99		
Werry Ash School Police	7.20			69.66		
City of Town Car	.40			31.31		
Tools Etc.	.90	3.30		10.21		
Exp. Items		901.84		901.84		
Motor Truck 221 - Range	.10			3.05		
H. Ninke Range	.40			2.40		
	12.00	907.04		1176.14		
	889.70	14682.39	2069.18			
		Great Grand Total		34111.50		
		Credit to D-7 Account				
		Paid for Damages to Police Cars				
				416.15		
		Total amount paid out and transferred from Police Fund		34,201.38		
		Value of Merchandise on hand as of December 31st, 1939		89.88		

The above Grand Total of \$34,111.50 does not include the salaries or personnel, nor depreciation of equipment.

- 1. Chief of Police
- 2. Inspector, Staff Office
- 3. Inspector of Police
- 4. Inspector of Detectives
- 5. Inspector of Traffic
- 6. Ident. Bureau
- 7. Cap't., No. 1 Station
- 8. Cap't., No. 2 Station
- 9. Captains of Detectives
- 10. Record Bureau

CITY OF TOLEDO

OHIO

DIVISION OF POLICE

	1939	1938	1937	1936	1935	1934	1933	1932	1931	1930
1-a Murder	11	9	9	10	12	18	20	12	21	20
1-b Neg. Mnslghtr	12	7	12	11	6	10	1	2	17	7
2 Rape	25	27	32	31	16	32	27	27	26	40
3 Robbery	272	293	252	289	248	322	400	615	757	987
4 Agg. Assault	95	106	130	126	118	119	116	151	158	221
5 Burglary	1131	1350	1271	1174	1057	1338	1264	1752	1836	2239
6-a Larceny Ovr	319	374	452	186	442	488	687	537	675	665
6-b Larceny Undr	3446	3284	3431	3860	2980	3092	3482	3345	2805	2604
7 Auto Theft	490	747	1075	1074	1207	1355	1742	2112	2975	3121
TOTAL	5801	6196	6664	5762	6086	6774	7739	8553	9270	9904

OFFENSES KNOWN TO THE POLICE

Rate per 100,000 Population

RAY E. ALLEN
Chief of Police



NOTE: Population estimate - 315,000 - to conform with other municipal department's rates.

- 1. Chief of Police
- 2. Inspector, Staff Office
- 3. Inspector of Police
- 4. Inspector of Detectives
- 5. Captains of Detectives
- 6. Sup't. Ident. Bureau
- 7. Cap't., No. 1 Station
- 8. Cap't., No. 2 Station
- 9. Captains of Detectives
- 10. Record Bureau

E. ALLEN
Chief of Police

Number
Car.

81
82
83

for
and Matthew
and Knudel
reign
Ash School
Town Car
Rfc.
Items
Truck 221
Inke
Rang

The spo
Personnel

Police
Bureau

OFFENSES KNOWN TO THE POLICE
Rate per 100,000 population

	1939	1938	1937	1936	1935	1934	1933
1-a Murder	3.5	2.5	2.8	3.4	4.1	6.1	6.8
1-b Neg. Manslghtr	3.8	2.2	3.8	3.7	2.0	3.4	7.3
2 Rape	7.3	68.6	10.1	11.0	5.5	11.0	9.0
3 Robbery	86.3	93.0	80.0	99.4	85.3	110.7	144.4
4 Agg. Assault	30.2	33.7	41.2	43.3	40.5	50.9	47.8
5 Burglary	358.4	428.6	403.4	403.8	363.5	460.2	446.1
6-a Larceny Over	101.3	118.7	143.4	163.9	152.0	167.8	259.3
6-b Larceny Under	1094.0	1042.5	1089.2	983.7	1025.0	1063.5	1234.5
7 Auto Theft	154.6	237.1	341.22	369.4	415.1	534.8	656.9
TOTAL	24.9	21.8	17.5	16.8	22.1	21.8	20.7

NOTE: Population estimate - 315,000 - to conform with other municipal department's rates.

RAY E. ALLEN
Chief of Police



- 1. Chief of Police
- 2. Inspector, Staff Office
- 3. Inspector of Police
- 4. Inspector of Detectives
- 5. Inspector of Traffic
- 6. Sup't. Ident. Bureau
- 7. Capt., No. 1 Station
- 8. Capt., No. 2 Station
- 9. Captains of Detectives
- 10. Record Bureau

CITY OF TOLEDO

OHIO



RAY E. ALLEN
Chief of Police

Uniform
Classification

- 1a Murder
- 1b Negligent Mansl
- 2 Rape
- 3 Robbery
- 4 Aggravated Assault
- 5 Burglary

1-a Murder Over 90.1
 1-b Neg. Mansl 108.3
 2 Rape & Assa 82.6
 3 Robbery etc. 48.2
 4 Agg. Ass't 75.8
 5 Burglary 2 & 53.4
 6-a Larceny (O) 13.5
 6-b Larceny (U) 23.2
 7 Auto Theft 45.4

PERCENT OF OFFENSES CLEARED BY ARREST

	1939	1938	1937	1936	1935	1934	1933	1932	1931	1930
1-a Murder Over 90.1	100.0	100.0	100.0	100.0	83.3	94.4	70.0	66.7	66.7	70.0
1-b Neg. Mansl 108.3	57.1	57.1	66.7	90.9	50.0	50.0	100.0	50.0	100.0	100.0
2 Rape & Assa 82.6	70.4	70.4	78.1	75.0	81.3	90.6	82.7	92.6	96.2	95.0
3 Robbery etc. 48.2	33.1	33.1	26.1	37.0	28.6	31.4	24.3	32.4	34.7	23.9
4 Agg. Ass't 75.8	73.6	73.6	78.4	60.0	56.0	73.9	62.6	65.6	70.3	62.4
5 Burglary 2 & 53.4	31.2	31.2	27.5	29.1	18.6	18.2	16.6	21.6	22.8	19.0
6-a Larceny (O) 13.5	9.3	9.3	15.7	20.0	20.8	17.6	19.0	21.8	18.8	22.6
6-b Larceny (U) 23.2	22.6	22.6	29.8	18.0	18.9	18.5	19.6	23.9	26.6	23.9
7 Auto Theft 45.4	24.9	24.9	21.8	17.5	16.6	22.1	21.8	17.0	20.7	12.1

DIVISION OF POLICE

- 1. Chief of Police
- 2. Inspector, Staff Office
- 3. Inspector of Police
- 4. Inspector of Detectives
- 5. Inspector of Traffic
- 6. Sup't. Ident. Bureau
- 7. Capt., No. 1 Station
- 8. Capt., No. 2 Station
- 9. Captains of Detectives
- 10. Record Bureau

Offitation Cases not included.

DISTRIBUTION OF OFFENSES BY MONTH OF OCCURRENCE

Uniform Classification	DIVISION OF POLICE												TOTAL
	Jan.	Feb.	Mar.	Apr.	May	June	July	Aug.	Sept.	Oct.	Nov.	Dec.	
1a Murder	1	1	1	1	1	1	2	1	2	1	2	2	11
1b Negligent Mns'l	4	2	3	1	3	4	1	1	1	3	1	1	12
2 Rape	27	4	14	22	14	10	25	20	14	38	14	19	252
3 Robbery	75	101	100	101	102	83	111	95	87	121	79	9	95
4 Aggravated Assault	27	22	26	25	23	21	24	30	24	36	27	34	113
5 Burglary Over \$50	214	207	250	256	243	308	271	287	330	366	301	105	1131
6a Larceny Under \$50	60	43	65	47	25	34	33	34	48	31	35	35	319
6b Larceny Under \$50	416	407	406	407	419	474	409	475	542	508	401	619	490
7 Auto Theft	64	55	49	65	77	91	74	94	92	66	60	72	859
8 Other Assaults	4	1	1	36	1	32	36	34	32	24	1	2	15
9 Forgery, etc.	19	18	26	3	37	32	1	34	32	1	29	11	334
10 Fraud, etc.	2	2	5	1	1	5	8	4	1	4	11	1	11
11 Stolen Property	10	3	2	9	6	5	68	75	25	36	30	13	79
12 Weapon Offenses	27	37	14	36	107	29	36	26	12	27	21	30	567
13 Comm'l Vice	23	10	14	36	73	36	38	56	54	37	36	27	297
14 Sex (Ex 2 & 13)	80	35	40	53	73	89	78	1	1	1	36	27	658
15 Family Offense	13	13	18	25	12	11	26	6	8	6	21	16	175
16 State Drug Laws	239	217	325	300	344	294	283	249	303	299	231	285	3369
17 State Liquor Laws	50	35	56	71	66	39	79	101	92	76	62	56	783
18 Drunkenness	307	328	438	489	563	590	602	812	648	702	660	727	6866
19 Disorderly conduct	22	34	38	37	30	24	23	20	26	37	36	44	371
20 Vagrancy	85	46	95	106	103	77	102	75	86	68	55	50	948
21 Gambling	7	2	5	4	10	5	9	9	7	3	6	3	70
22 Driving Intox'd	14	7	14	5	7	6	7	11	9	8	13	7	108
23 Road Laws	128	122	137	155	168	179	147	115	128	229	127	121	1756
24 Parking Violations	15	21	18	20	14	13	13	15	16	18	12	19	194
25 State Motor Laws	114	968	1345	1464	1663	1525	1593	1711	1541	1646	1411	1508	17507
26 All Other Offenses	12	15	5	12	8	14	24	19	13	10	8	3	143
27 Suspicion Released	102	69	101	132	123	97	123	102	103	101	83	114	1250
TOTAL PART #2	114	84	106	144	131	111	147	121	116	111	91	117	1393
28 Federal Offenses	1644	1477	1917	2075	2213	2110	2209	2305	2199	2345	1963	2244	24701
29 Non-Offense Arr.													
TOTAL PART #3													
GRAND TOTAL													

Citation Cases not included.



RAY E. ALLEN
Chief of Police

CITY OF TOLEDO

OHIO

DISTRIBUTION OF OFFENSES BY Time of the day

DIVISION OF POLICE

Classification	Un- known	12 PM	2 AM	4 AM	6 AM	8 AM	10 AM
		2 AM	4 AM	6 AM	8 AM	10 AM	Noon
1-a Murder				1			
1-b Neg. Mansl		2					1
2 Rape	1	3	4				
3 Robbery	4	44	30	26	7	3	2
4 Agg. Assault	20	14	7	4	1	4	1
5 Burglary	50	114	217	200	36	22	14
6-a Larceny (O)	66	9	14	9	6	12	20
6-b Larceny (U)	448	115	98	66	47	92	252
7 Auto Theft	8	24	21	10	3	6	7
Total Part #1	597	325	392	315	100	140	296
8 Other Assaults	540	39	38	12	5	11	17
9 Forgery	6						
10 Fraud	162	6	4	12	1	14	27
11 Stolen Property	2		2			1	1
12 Weapon Offenses	10	9	3	1	7	5	3
13 Comm'l Vice	12	70	110	14	220	1	9
14 Sex (exc 2 & 13)	18	18	13	1	3	5	15
15 Family & Cldrn	398	15	7	5	9	43	28
16 State Drug Laws	1	1	1				
17 State Liquor	29	11	24	10	2	7	21
18 Drunkenness	33	550	367	90	41	53	140
19 Dis. Conduct	58	115	64	22	9	32	39
20 Vagrancy	7	4	2	12		6	1
21 Gambling	2672	56		10	8	545	2816
22 Drive Intox	22	37	52	4	6	11	15
23 Road & Drive Laws	12	66	47	15	36	104	96
24 Parking Viol.	16					11	20
25 State Motor Laws	4	9	5	2	3	6	17
26 All Other	554	126	88	31	24	52	41
27 Suspicion		25	16	8	1	14	16
Total part #2	1815	1157	843	239	140	921	3322
28 Federal Off'ns	1	9	8	3	6	5	14
29 Non Offense	49	132	96	41	21	46	100
Total part #3	50	141	104	44	27	51	114
GRAND TOTAL	2462	1623	1339	598	267	1112	3732

Chief of Police

Sup't. Ident. Bureau

2. Inspector, Staff Office

7. Cap't., No. 1 Station

3. Inspector of Police

8. Cap't., No. 2 Station

4. Inspector of Detectives

9. Captains of Detectives

5. Inspector of Traffic

10. Record Bureau

CITY OF TOLEDO

OHIO

DIVISION OF POLICE

DISTRIBUTION OF OFFENSES BY Time Of The day

#2



WILLIAM E. ALLEN
Chief of Police

Classification	12 M	2 PM	4 PM	6 PM	8 PM	10 PM	TOTAL
	2 PM	4 PM	6 PM	8 PM	10 PM	12 PM	
1-a Murder		1	1	2	3	3	11
1-b Neg. Mansl		1	1	3	2	2	12
2 Rape	2	1	4	2	5	3	25
3 Robbery	5	4	11	23	47	66	272
4 Agg. Assault	2	5	7	5	11	14	95
5 Burglary	20	27	27	71	137	196	1131
6-a Larceny (O)	20	28	28	29	50	28	319
6-b Larceny (U)	163	303	239	342	568	713	3446
7 Auto Theft	16	33	27	85	143	107	490
Total part #1	228	403	345	562	966	1132	5801
8 Other Assaults	20	30	25	28	50	44	859
9 Forgery	2	3	2	1		1	15
10 Fraud	30	34	16	19	14	5	334
11 Stolen Property		2	1		1	1	11
12 Weapon Offenses	10	15	9	9	7	8	79
13 Comm'l Vice	10	13	8	5	220	95	567
14 Sex (exc 2 & 13)	15	29	34	28	64	54	297
15 Family & Child	23	20	22	24	46	18	658
16 State Drug Laws							3
17 State Liquor	20	19	18	8	14	12	175
18 Drunkenness	175	323	371	373	442	411	3369
19 Dis. Conduct	42	78	56	61	106	101	783
20 Vagrancy	7	3	6		3		44
21 Gambling	2672	478	9	11	84	185	6866
22 Drive Intox.	22	31	46	49	50	48	371
23 Road & Drive Law	85	73	97	100	132	85	948
24 Parking Viol	10	10	7	2	2	2	70
25 State Motor Laws	7	13	12	8	13	9	108
26 All Other	32	93	73	148	278	216	1756
27 Suspicion	29	13	24	7	17	24	194
Total part #2	3211	1280	836	881	1543	1319	17507
28 Federal Off'n	12	26	24	9	15	11	143
29 Non Offense	69	120	92	124	175	186	1250
Total part #3	81	146	116	132	190	197	1393
GRAND TOTAL	3520	1829	1297	1575	2699	2648	24701

as "not recovered" in previous yearly reports.

Chief of Police

2. Inspector, Staff Office

3. Inspector of Police

4. Inspector of Detectives

5. Inspector of Traffic

Ident. Bureau

7. Cap't., No. 1 Station

8. Cap't., No. 2 Station

9. Captains of Detectives

10. Record Bureau

CITY OF TOLEDO

OHIO

SUPPLEMENTAL TO F. B. I.

DIVISION OF POLICE

"return A"



WILLIAM E. ALLEN
Chief of Police

<u>Classification</u>	<u>Number of Offenses</u>	<u>Percent of Total</u>
Rape		
Forcible	17	68.0
Statutory	8	32.0
Robbery		
Highway	156	57.4
Commercial houses	42	15.4
Oil stations	51	18.7
Chain stores	0	.0
Residences	11	4.0
Bank	3	1.1
Miscellaneous	9	3.4
Burglary		
Residence at night	247	21.8
Residence during day	89	7.9
All other at night	764	67.6
All other during day	31	2.7
Larceny		
Over \$50.00 value	319	8.5
\$5.00 to \$50.00 value	2102	55.8
Under \$5.00 value	1344	35.7
Larceny		
Pocket-picking	72	1.9
Purse-snatching	87	2.3
shop-lifting	203	5.4
Thefts from autos	475	12.6
Auto accessories	654	17.4
Bicycles	415	11.0
All other	1859	49.4
Auto Recoveries		
Stolen locally & recovered locally		438
Stolen locally & recovered elsewhere		61
* Total recoveries		499
Recovered for other jurisdictions		92

* Numerous cars were recovered during 1939 which were listed as "not recovered" in previous yearly reports.

- | | | | |
|----------------------------|--------------------------|----------------------------|-------------------------|
| 1. Inspector, Staff Office | 3. Inspector of Police | 4. Inspector of Detectives | 5. Inspector of Traffic |
| 7. Cap't., No. 1 Station | 8. Cap't., No. 2 Station | 9. Captains of Detectives | 10. Record Bureau |



Chief of Police
RAY E. ALLEN

DIVISION OF POLICE

1939 - OFFENSES KNOWN TO THE POLICE - (Clearances)

Classification	Of-fenses Reported	1939 Un-found	Actual Of-fenses	1939 Cl'd By Arrest	1939 Extra Clars	1939 Juvenile Clars	Not Clear-ed	Unf'd From Prev Years	Clears For Prev Years	Clears By Arr (prev) Years	Total Clear-ed	Per-cent Clear-ed
1-a Murder	11		11	10			1				10	90.1
1-b Neg. Mnsl	12		12		12		8				13	108.3
2 Rape	28	3	25	16	65		172	2	25	1	19	76.0
3 Robbery	319	47	272	33	28		24			4	131	48.2
4 AGG. Assault	96	1	95	42	279		748	2	214	1	605	75.5
5 Burglary	1198	67	1131	59	16		282	1	5	6	43	52.5
6-a Larceny (O)	343	24	319	17	268		2695		43	5	798	13.5
6-b Larceny (U)	3548	102	3446	312	87		352		82	1	224	23.2
7 Auto Theft	842	352	490	39								45.7
Total part #1	6397	596	5801	528	755	236	4282	5	368	23	1915	33.0
8 Other Assaults	872	13	859	623	93	12	131		3	5	736	85.7
9 Forgery, etc	16	1	15	3	41		9				6	40.0
10 Fraud	335	1	334	114	5		174		5	8	173	51.8
11 Stolen Property	11		11	10	1		10				11	100.0
12 Weapon Offenses	81	2	79	34	26					10	69	100.0
13 Comm'l Vice	567	17	567	564	21		177	2	5	5	567	100.0
14 Sex (exc 2 & 13)	314	1	297	78	77		181		10	10	127	42.8
15 Family & Children	659		658	313							591	89.8
16 State Drug Laws	3		3	3							3	100.0
17 State Liquor Laws	175		175	171	1		3			2	174	99.4
18 Drunkenness	3269	24	3369	3354	7		14			9	3374	100.1
19 Dis. Conduct	807		783	485	116		168	1	6	1	623	79.6
20 Vagrancy	44		44	44							44	100.0
21 Gambling	6866		6866	6864	2					6	6866	100.0
22 Drive Intox	371		371	371	45		2				377	101.6
23 Road & Drive Laws	948		948	894	7		18	2			946	99.8
24 Parking Viol.	70		70	69			927		9	3	70	100.0
25 State Motor Laws	108		108	108	1						109	100.9
26 All Other	1776	20	1756	525	223		927				841	83.3
27 Suspicion	194		194	194							194	100.0
Total part #2	17586	79	17507	14783	618	396	1710	3	38	44	15882	90.7
28 Federal Offenses	144	1	143	126	3		13				130	90.9
29 Non Offense	1250		1250	1119	5		126				1253	100.2
Total part #3	1394	1	1393	1245	8		13	0	0	3	1383	99.3
GRAND TOTAL	25377	676	24701	16556	1381	759	6005	8	406	70	19180	77.6

Chief of Police
2. Inspector, Slat. Office
3. Inspector, Police
4. Inspector, Detective
5. Capt., No. 1 Station
6. Capt., No. 2 Station
7. Captains of Det. Div.
8. Sergeant

CITY OF TOLEDO

OHIO

DIVISION OF POLICE

January 1st, 1940.

W. E. ALLEN
Chief of Police

PERSONNEL

Statement showing increases and decreases in the division of Police during the year of 1939:

<u>PATROLMEN</u>	<u>OFFICIALS</u>	<u>DETECTIVES</u>	<u>TOTAL</u>
Total officers in service Jan. 1st, 1939			343
Appointments			0
Reinstatements			0
		Total	343

PENSIONED:

2-12	Patrolman Gus Nagel		1
5-29	Lieutenant Edw. Huntington		1
7-1	Patrolman Edw. Winkleman		1
7-16	Sergeant Carl Kruse		1
11-1	Patrolman Jos. Bokan		1
11-16	Inspector C.M. Mead		1
12-1	Patrolman Andrew O'Leary		1

DIED:

1-15	Patrolman Elmer Cox		1
11-25	Patrolman Benj. Louthian		1
Total officers as of 12-31-39			9

SUSPENSIONS:

<u>Date</u>	<u>Name</u>	<u>Rank</u>	<u>Cause</u>	<u>Days</u>
1-16	Geo. Timiney	Captain	Failure to obey orders	75
6-17	Roy Havens	Patrolman	Intoxication	30
7-21	F.L. DeLora	Detective	Conduct unbecoming an officer.	75
8-5	Jas. Ford	Detective	Absent without leave	30

DISMISSALS:

	None		1
-----			1

Total		50	39	334
-------	--	----	----	-----

- 1. Chief of Police
- 2. Inspector, Staff Office
- 3. Inspector of Police
- 4. Inspector of Detectives
- 5. Inspector of Traffic
- 6. Sup't. Ident. Bureau
- 7. Cap't., No. 1 Station
- 8. Cap't., No. 2 Station
- 9. Captains of Detectives
- 10. Record Bureau

CITY OF TOLEDO

OHIO

DIVISION OF POLICE

January 1, 1940.

PERSONNEL

Statement showing ages of police officers in this Division as of December 31st, 1939:

AGE	<u>PATROLMEN</u>	<u>OFFICIALS</u>	<u>DETECTIVES</u>	<u>TOTAL</u>
33	1			1
34	2			2
35	2			2
36	2			2
37	2			2
38	3			3
39	4			4
40	3			3
41	2			2
42	2			2
43	4			4
44	2			2
45	6			6
46	9			9
47	4			4
48	12			12
49	14			14
50	12			12
51	8			8
52	11			11
53	10			10
54	11			11
55	15			15
56	11			11
57	3			3
58	14			14
59	10			10
60	12			12
61	5	1		6
62	6	5	3	14
63	8	2	1	11
64	10	2	1	13
65	7	4	1	12
66	2	2		4
67	5		1	6
68	3			3
69	2		1	3
70		1	2	3
71			1	1
Total	<u>245</u>	<u>50</u>	<u>39</u>	<u>334</u>

Average Age 45

Chief of Police

2. Inspector, Staff Office
7. Cap't., No. 1 Station

3. Inspector of Police
8. Cap't., No. 2 Station

4. Inspector of Detectives
9. Captains of Detectives

5. Inspector of Traffic
10. Record Bureau

CITY OF TOLEDO

OHIO

DIVISION OF POLICE

February 9, 1940.

PLANTS & EQUIPMENT

2ND PRECINCT STATION: A survey was made of the 2nd Precinct station which also houses the police academy, with a view to estimating that which is needed in the way of repairs, with the following results:

In many places the roofing is entirely gone and the sheeting boards exposed to the elements, which has resulted in the plaster falling off in large areas on both the first and second floors. It was recently estimated that the cost of the repair of the roof alone would amount to approximately \$350.00 to say nothing of the painting and plastering to be done on the inside. Also this station is in need of considerable plumbing repair and a cooling system or unit for drinking water.

Subjects: (a) City Ordinances and Criminal Law

SUB-STATIONS: Many repairs have been made to doors and windows on the various sub-stations from time to time, also the plumbing and locks. The crews on the districts in which the sub-stations are located are responsible for their sanitary condition which is followed by a weekly inspection made by the Sergeant in charge of the armament bureau, who also contacts each scout and patrol car weekly to inspect their equipment in such cars and for the purpose of re-supplying their first aid kits.

Second Semester August 1, to October 31st.

JAILS: A special opening of the size to accommodate our visiting cards was made in the glass next to the entrance of the jail on the fifth floor to further eliminate the possibility of jail delivery. The turnkey or jailer may now receive the visitors card sent up by the Captain of detectives without opening door to the turnkey's office and should he be in doubt, verification can be made before the visitor is allowed to enter.

OFFICE SPACE: By a re-arrangement of temporary partitions a small office was set up for the Moral Squad adjacent to a room of similar size to be used for the interrogation of prisoners, the latter of which is in convenient location for use by the Crime Prevention Bureau also.

Chief of Police

2. Inspector, Staff Office

3. Inspector of Police

4. Inspector of Detectives

5. Inspector of Traffic

Sup't. Ident. Bureau

7. Cap't., No. 1 Station

8. Cap't., No. 2 Station

9. Captains of Detectives

10. Record Bureau

CITY OF TOLEDO

OHIO

DIVISION OF POLICE

January 19, 1940.

POLICE ACADEMY

RECONSTRUCTION: The Revolver Range at Bay View Park was reconstructed to accommodate the **TRAINING PROGRAM 1939** moving vehicles at silhouette targets posted in automobile bodies. The range was built over a period of many weeks and consists of a track 10 feet high and 800 feet in circumference. Also a walk was constructed of 320 feet long. Three sets of concrete steps were built into the bank at various distances.

First Semester March 7, to May 11th. Sessions: weekly, Tuesday and Thursday 1½ hours each.

Enrollment: total, 325 officers and men

Attendance: average per individual 82%

- Subjects:**
- (a) City Ordinances and Criminal Law
 - (b) Traffic Accident Investigation
 - (c) History of Finger-print Identification
 - (d) F.B.I. Moving picture depicting strategy and procedure in making certain arrests.

Second Semester August 1, to October 31st.

Sessions: daily except Saturday and Sunday, 10 A.M. to 6 P.M.

Enrollment: total, 320 officers and men

Attendance: average per individual 85%

- Subjects:**
- (a) Fire-arms training in four-way combat course.
 - (b) Machine-gun and Shot-gun training for sergeants only
 - (c) Chemical warfare (use of tear gas, etc) excluded.

CITY OF TOLEDO

OHIO

DIVISION OF POLICE

February 9, 1940.

POLICE OPERATIONS

RANGE CONSTRUCTION: The Revolver Range at Bay View Park was reconstructed to accommodate training of officers to shoot from moving vehicles at silhouette targets posted in automobile bodies. The rodeo was built over a period of many weeks and consists of a track 10 feet wide and 800 feet in circumference. Also a walk was constructed of earth and stone 2 feet wide by 6 inches thick by 320 feet long. Three sets of concrete steps were built into the bank at various distances along the rodeo and the entire hillside graded by W.P.A. help.


Remove One and three-quarters acres of wooded section adjacent to our present range on the westerly side was assigned to the police department for this training and work on the new safety mound was begun late in November.

RELOADING: 73,000 Cartridges were reloaded for police training at a saving of \$1460.00.

TURNKEYS: A more rigid procedure was adopted in the Bureau of Jails and Equipment in the searching of prisoners, regulating special privileges and in obtaining correct names including middle names. The effect of securing middle names accurately resulted in the saving of many hours of searching in the B of I & R. The same procedure was adopted in the Womans prison.

SALE OF ARMS: This department disposed of 120 Cal. 30-W.C.F. Winchester Carbine rifles and 100 38 Spec. Colt revolvers, the latter badly worn to the Cook Sporting Goods company of Denver, Colorado for the sum of \$2960.00 with which 131 new Colt revolvers and 10 shotguns were purchased. (See Armament and Equipment report)

DISTRICTS: On March 1st the district system for detective cruisers covering five districts was made effective by order of the Chief of Police with the result that criminal investigation by this branch of major offenses was co-ordinated with the uniform branch of this department.



WILLIAM E. ALLEN
Chief of Police

WILLIAM E. ALLEN
Chief of Police

- | | | | | |
|-----------------|----------------------------|--------------------------|----------------------------|-------------------------|
| Chief of Police | 2. Inspector, Staff Office | 3. Inspector of Police | 4. Inspector of Detectives | 5. Inspector of Traffic |
| Ident. Bureau | 7. Cap't., No. 1 Station | 8. Cap't., No. 2 Station | 9. Captains of Detectives | 10. Record Bureau |

CITY OF TOLEDO

OHIO

DIVISION OF POLICE

January 1st, 1940.


POLICE PENSION

PENSIONERS	POLICE	WIDOWS	CHILDREN	TOTALS
12-31-38	76	73	41	190
Added during 1939	<u>7</u>	<u>6</u>	<u>3</u>	<u>16</u>
Totals	83	79	44	206
Removed during 1939	<u>4</u>	<u>5</u>	<u>6</u>	<u>15</u>
12-31-39	79	74	38	191

Short wave diathermy COST OF PENSIONS 77


YEAR	POLICE	WIDOWS	CHILDREN	TOTAL PAYROLL
1933	35	67	39	\$63751.17
1934	38	70	34	65980.67
1935	58	71	35	81006.25
1936	66	70	36	88539.57
1937	67	70	40	107977.01
1938	76	73	41	110073.73
1939	79	74	38	118010.51

NOTE: By error examinations were not compiled separately in 1939 but are included in office calls.



WILLIAM E. ALLEN
Chief of Police

- 1. Chief of Police
- 2. Inspector, Staff Office
- 3. Inspector of Police
- 4. Inspector of Detectives
- 5. Inspector of Traffic
- 6. Ident. Bureau
- 7. Cap't., No. 1 Station
- 8. Cap't., No. 2 Station
- 9. Captains of Detectives
- 10. Record Bureau



CITY OF TOLEDO

OHIO

DIVISION OF POLICE

January 16, 1940.

POLICE SURGEON

Service report for 1939:

Property received	225208.89
Office Calls	204
Hospital calls	130
House Calls	61
*Examinations	
Short wave diathermy treatments.	77
Fracture of the leg.	1
Fracture of the arm.	1
Fracture of the back.	1
Dislocation of the knee	2
Dislocation of the shoulder	1
Fracture of toes.	2
Fracture of fingers.	2
Suture of patellar tendon.	1
Fracture of ribs.	2

NOTE: By error examinations were not compiled separately in 1939 but are included in office calls.



CITY OF TOLEDO

OHIO

DIVISION OF POLICE

January 10, 1940.

RAY E. ALLEN
Chief of Police

PROPERTY ROOMS

The Bureau of Public Relations consists of various members of this department. Annual Report 1939: to lecture on police subjects. These lectures were given to outside groups and civic organizations interested in law enforcement and good government. Also many lecture-tours were made of the Safety building, Alarm building, Court House, and colleges in the city of Toledo and its metropolitan area.

Property received - - - - -	\$25208.89
Property returned - - - - -	\$21506.00
Property cases still pending - - - - -	\$ 2902.00
Property confiscated and destroyed - - - - -	\$ 800.89
	<u>\$25208.89</u>

Money received from number slips - - - - -	\$ 5365.14
Money returned by court order - - - - -	\$ 4056.30
Money cases still pending - - - - -	\$ 73.74
Money confiscated and turned into Police fund - - - - -	\$1235.10

All the live property now being held in the property room has been checked with the property book and found to be in proper order.

NOTE

- 1. Chief of Police
- 2. Inspector, Staff Office
- 3. Inspector of Police
- 4. Inspector of Detectives
- 5. Inspector of Traffic
- 6. Captains of Detectives
- 7. Cap't., No. 1 Station
- 8. Cap't., No. 2 Station
- 9. Captains of Detectives
- 10. Record Bureau

CITY OF TOLEDO

OHIO

DIVISION OF POLICE

February 9, 1940.

PUBLIC RELATIONS

The Bureau of Public Relations consists of various members of this department who are qualified to lecture on police subjects. These lectures were given to outside groups and civic bodies interested in law enforcement and good government. Also many lecture-tours were made of the Safety building, Alarm building, Court House, and County Jail by student bodies from the various schools and colleges in the city of Toledo and its metropolitan area. Ohio State Highway Patrol Cars, United States Coast Guard, and the Federal Bureau of Investigation.

Lectures to Civic Groups Total attendance

Large room for 15 cars and 26 motorcycles and is supervised by 1 Sgt., 4 Radio men, (1 man on each 12,911 and 1 relief man) 1 motorcycle Service man, and 1 Barn man.

Lecture-tours Units Serviced Total attendance


Automobile	102	57	Central S.	3,444	Receivers	8
Motorcycles		26	Michigan State Police			1
The above statement does not include 60,000 school children lectured to by the Bureau of Safety Education on the subject of Safety.						
R.R.Co.		5	F.B.I. Hdqrs.			1
		2	Perrysburg State Hwy.			1

THE TOLEDO CLINIC FOR CRIME PREVENTION consisting of representatives of 34 public supported agencies interested in youth and child welfare held several meetings during the year for the purpose of studying local conditions with a view to the prevention of crime among youth. Cost of Radio parts and Supplies.

	\$ 47.99
	49.95
	99.87
	48.96
	59.13
Toledo Auto Elec. Co.	50.95
	49.11
	49.62
	51.62
	49.52
	54.90
Total	\$211.63

Radio Equipment to Adapt old Motorcycle Radios to new Cycles purchased and delivered June 1st 1939.

Cycle Co.	\$175.50
Davidson Cycle Co.	84.20
Total	\$259.80



- 1. Chief of Police
- 2. Inspector, Staff Office
- 3. Inspector of Police
- 4. Inspector of Detectives
- 5. Inspector of Traffic
- 6. Ident. Bureau
- 7. Cap't., No. 1 Station
- 8. Cap't., No. 2 Station
- 9. Captains of Detectives
- 10. Record Bureau

CITY OF TOLEDO

OHIO

DIVISION OF POLICE

February 6, 1940.

RADIO SERVICE

Activities, accomplishments and Costs 1939:

The Radio Service Bureau installs and maintains all Radios used in Police Communication, Scout Cars, Patrol Cars, Detective Cruisers, Station Receivers, Fire Chiefs, Rescue Squad, Sheriff's Cars, Terminal R.R. Police, New York Central R.R. Police, Michigan State Police at Erie Mich, Ohio State Highway Patrol Cars, United States Coast Guard, and the Federal Bureau of Investigation.

The Radio Service Bldg located at 720 Jefferson Ave., has storage room for 15 cars and 26 motorcycles and is supervised by 1 Sergeant, 4 Radio Service men, (1 man on each shift and 1 relief man) 1 Motorcycle Service man, and 1 Barn man.

Units Serviced			
Police Automobiles	57	Central Station Receivers	8
" Motorcycles	26	Michigan State Police	1
Fire Department Autos.	10	Lucas County Sheriff	2
County Sheriff Autos.	4	U.S.Coast Guard	1
" " Cycles	5	F.B.I. Hdqrs.	1
Terminal R.R.Co.	2	Perrysburg State Hwy.	1
New York Central R.R.Co.	<u>1</u>	Fulton County Sheriff	1
		New York Central R.R.Co.	<u>1</u>
Total Mobile Units	105	Total Station Units	16

Cost of Radio parts and Supplies.

January	\$ 47.99
February	49.95
March	
April	99.87
May	48.96
June	59.13
June Toledo Auto Elec.Co.	50.96
July	49.11
August	49.62
September	51.62
November	49.52
December	54.90
Total	\$611.63

Special Radio Equipment to Adapt old Motorcycle Radios to new Cycles purchased and delivered June 1st 1939.

Indian Cycle Co.	\$175.60
Harley Davidson CycleCo.	84.20
Total	\$259.80

- | | | | | |
|--------------------|----------------------------|--------------------------|----------------------------|-------------------------|
| 1. Chief of Police | 2. Inspector, Staff Office | 3. Inspector of Police | 4. Inspector of Detectives | 5. Inspector of Traffic |
| 6. Ident. Bureau | 7. Cap't., No. 1 Station | 8. Cap't., No. 2 Station | 9. Captains of Detectives | 10. Record Bureau |



CITY OF TOLEDO

OHIO

DIVISION OF POLICE

W. E. ALLEN
Chief of Police

MAINTENANCE COST	UNITS	PER UNIT	PER MONTH	PER YEAR
Police Automobiles	57	\$ 6.91	\$ 32.83	\$ 393.99
" Motorcycles	26	2.57	5.57	66.77
Fire Dept Automobiles	10	4.25	3.55	42.55
Sheriff's Cars	4	2.82	.97	11.27
" Cycles	5	5.24	2.26	27.12
Terminal R.R. Police Cars	2	1.07	.18	2.14

SPECIAL SERVICE

Crime Laboratory				34.82
Police Academy & Sign Shop				3.03
Property Room				2.35
Amplifier at Revolver Range				10.07
Communication Receivers at Radio Station				7.36
Station Receivers at Central Station				10.16
Total Cost all Electrical & Radio Equipment				\$ 611.63

Service Calls to change Cars on districts, taking Cars to the Municipal Garage for repairs, etc., and repairing Radios while on district.

Auto Calls	874	11	Radio Calls	71
- 3	563			154
- 11	277			195
- 7	267			147
Total	1107		Total	496

Batteries changed at Radio Service Bldg.		49
" " Municipal Garage		84
Speakers Repaired and Replaced.		25
Alibrators " " "		50
Generators Replaced		79
" Repaired by Service men		56
" " Manufacturer		23
Batteries charged and Replaced for Traffic Flashers		18
" Replaced by Municipal Garage for Flashers		11
Fire Chains Repaired and Replaced		57 Sets.

Radio Tubes used		
Tubes purchased		355
Tubes in stock Dec. 31st.	224	
Tubes used Police Autos	234	
" " Motorcycles	58	
" " Radio Station	8	
" " Crime Lab.	4	
" " Pistol Range	5	
" " Station Receivers	16	
" " County Cars	4	
" " County Cycles	12	
" " Terminal R.R.Co.	5	
" " Fire Department	5	
Tubes in stock January 1st 1939	575	

220
575

- | | | | | |
|--------------------|----------------------------|--------------------------|----------------------------|-------------------------|
| 1. Chief of Police | 2. Inspector, Staff Office | 3. Inspector of Police | 4. Inspector of Detectives | 5. Inspector of Traffic |
| 6. Ident. Bureau | 7. Cap't., No. 1 Station | 8. Cap't., No. 2 Station | 9. Captains of Detectives | 10. Record Bureau |



MELIA E. ALLEN
Chief of Police

CITY OF TOLEDO

OHIO

DIVISION OF POLICE

Service to CRIME LABORATORY for 1939: the
GENERAL R.R. Co. From January 1st to & including December 31, 1939:
Parts used to install Special Wiring and repair Amplifier and
Pickup Microphones.

14-39	2	6L6 tubes	Replaced 3-39	1-4	\$ 2.16	Repaired Generator
	1	W E 1247 Condenser			.69	8 hrs. Labor
	1	W E 1647 "			.81	
10-39	1	Yaxley O Control	Repaired 1 Generator		.60	
	1	Microphone Repair			5.25	
13-39	1	Turner Mike Repair	1-41 tube		5.00	
	2	6L6 tubes			1.52	
10-39	2	W E 1250 Condensers	1 Link Rad		1.38	Del 149L Radio
	2	Phone Plugs in new Ford Sedan			2.90	Del No. 132148
	2	Speaker Jacks			.30	
	3	B B 14 Condensers			.99	6 hrs Labor
	9	Resistors			.99	
10-39	12	Condensers	Installed 1 Link Rad		2.20	Del 149L Radio
	15	Connectors in new Chevrolet Sedan			3.27	Del No. 1941
	150	ft Crystal Mike Cord			5.25	
	1	E 6 U P Speaker			3.51	6 hrs Labor
					<u>34.82</u>	

Wiring of Police Academy at 2nd Precinct Station, Sign shop, etal.

	50	ft B X Cable	Communication Receiver at Radio Station		1.90	
	1	3 in Outlet			.12	
	1	" Cover	Communication Receiver No. 8 X 16		.05	6 hrs. Labor
	10	B X Connectors			.40	
	1	Socket	of Channel		.15	\$ 4.00
	1	M 50 Socket			.23	.50
	1	1/2 lb. Rubber tape			.18	.40
					<u>3.03</u>	6 hrs. Labor
		Property Room				.55
	1	R Chime Door Bell			.75	.58
	50	ft Service Cord			1.25	\$ 7.38
	1	2 1/2 Bell & Push Button			.35	
					<u>2.35</u>	


		Amplifier at Pistol Range	1 Unit			\$ 1.36
	2	#5999 Output Transformers			2.10	.68
	2	Oxford Special 6 ohm Speakers			3.90	1.32
	1	R M 261 Volume Control			1.87	.90
	1	6.3 volt Power Transformer			1.35	2.00
	2	78 tubes			.72	.48
	2	42 "			.78	1.80
	1	80 "			.35	1.75
					<u>10.07</u>	Total \$ 13.18

Total \$ 50.27

CITY OF TOLEDO

OHIO

DIVISION OF POLICE



Services rendered to Radio equipped cars of the TERMINAL R.R. Co. from January 1st to & including December 31, 1939:

		2 Cars.	
1-14-39	Car #51	Replaced 3-39 1-41 tubes & Repaired Genemotor	2 hrs. Labor
1-20-39	Car #52	Repaired 1 Genemotor	1 " "
1-13-39	Car #51	Replaced 1-41 tube	
1-28-39	Car #51	Installed 1 Link Radio Model 149L Radio in new Ford Sedan Serial No. 132148	6 hrs Labor
1-9-39	Car #52	Installed 1 Link Radio Model 149L Radio in new Chevrolet Sedan Serial No. 1941	6 hrs Labor
	10	Cars.	

2-1-39 New Rescue Squad car. Removed old type Bosch radio and installed rebuilt Model 48 Sparton with special power supply. Model E.M. Pioneer Genemotor

3 - 39
2 - 41 Total 5 tubes 15 " "

Repairs on Communication Receivers at Radio Station

Hallicrafter Station Receiver No. S X 17 & S X 16

Labor & Use of Channelist

1 6J5 tube	Installed 1 Link Model 149L Radio Serial	\$ 4.00	875
1 5Z3 "	In District Chief car No. 12	.60	6 hrs. labor
2 6V6 "	Installed 1 Link Model 149L Radio Serial	.48	871
2 6J7 "	In District Chief Car No. 11	.76	6 hrs. labor
1 6K7 "		.38	1 hrs. labor
1 6H6 "	Replaced 1 Genemotor Car No. 7	.38	1 hrs. labor
	Total	.38	19 hrs. labor

Parts used 3 - 39 tubes Total \$ 7.36 .44
1 - 37 " .33 .33

Repairs on Station Receivers at Central Station

State Police Station #4	Erie Mich. 1 Unit	2 - 57 tubes	\$ 1.36
Inspector of Police	1 Rebuilt Genemotor B.	1 - 35	3.05 .68
Inspector of Detectives	Special Power 1 Cable	2 - 47	5.70 1.32
Captain of Police	1 Special Control Cable	3 - 80	6.20 .90
Captain of Detectives	1 " "	1 - 24	42.25 2.00
Traffic Bureau	2 " "	1 - 45	.42
		3 - 32	" 1.80
	Cost per month \$ 3.55	4 Filter Units	1.68
	" " Unit 4.25	Total	\$ 10.16

Total Labor 19 hours.

CITY OF TOLEDO

OHIO

DIVISION OF POLICE



WILLIAM E. ALLEN
Chief of Police

Services rendered Radio equipped Autos and Motorcycles for Lucas County Jail
Coal received from Sam Davis Coal Co. for stoves in Service Building, 720 Jefferson Ave.

12-39	8,000 lbs.	
4-39	10,000 "	
7-39	9,000 "	
11-39	6,200 "	
	<u>33,800</u> "	
10-12-39	18,000 "	Donated by Capt. Huson N.Y.C.R.R.Co.

1 1/2 tons or 51,800 lbs. used at Radio Service during 1939:

Services to all Radio equipped cars of the FIRE DEPARTMENT from January 1st to & including December 31, 1939:

- 1 Fire Chief.
- 6 District Fire Chiefs.
- 2 Rescue Squad cars.
- 1 Fire Prevention car.
- Total 10 Cars.

2-1-39 New Rescue Squad car. Removed old type Bosch radio and installed rebuilt Model 43 Sparton with special power supply.
 1 Model E.M. Pioneer Genemotor
 1 Cowl Type Antenna
 3 - 39 tubes
 1 - 37 "
 1 - 42 " 1 Switch
 6 hrs. labor 6 hrs. labor

2-28-39 Installed 1 Link Model 149L Radio Serial No. 875 in District Chief car No. 12 6 hrs. labor
 3-1-39 Installed 1 Link Model 149L Radio Serial No. 871 in District Chief Car No. 11 6 hrs. labor

4-11-39 Replaced 1 Genemotor Car No. 7 1 hrs. labor
 Total 19 hrs. labor

Parts used	3 - 39 tubes	.48	1.44
	1 - 37 "	.33	.33
	1 - 42 "	.38	.38
	1 Genemotor complete E.M.		22.60
	1 Cowl Type Antenna		2.25
	1 Rebuilt Genemotor B.		3.65
	1 Special Power Cable		5.70
	1 Special Control Cable		6.20
	Total		\$ 42.55

Removed Motor Noise Car " 45 2 "
 Cost per month \$ 3.55
 1-78 tub " " Unit 4.25
 1-9-39 1 Vibrator Total Labor 19 hours.

12-39 1-6a7 tubes Station Red. County Jail " 1 "

-7-
CITY OF TOLEDO
OHIO

DIVISION OF POLICE

WILLIAM E. ALLEN
Chief of Police

Services rendered Radio equipped Autos and Motorcycles for Lucas County Sheriff from January 1st to & including December 31, 1939:

Date	Description	Vehicle	Cycle No	Hours	Notes
1-24-39	Installed 1 Model 127C Link Station Receiver in Lucas County Jail.	"	41	11	Labor Hour
1-3-39	1-78 1-38 1-New Vibrator	Car	2	2	"
1-3-39	Antenna Repaired	Car	44	21	"
1-11-39	Vibrator Socket	Cycle	2	2	"
1-24-39	1 Vibrator 1 Speaker 3-78 tubes	"	4	1	"
1-28-39	1 Volume Control & Switch	"	4	1	"
1-7-39	1 Vibrator & Speaker repaired	"	3	1	"
1-17-39	1 " " 1-38 tube	"	4	1	"
1-18-39	Installed 1 Link Radio Model 149L Radio #1847 and Power Supply #51 in	Car	51	6	"
1-5-39	1-41 1-78- 1-6x5 tubes 1.0008 1-.0125	"	41	2	"
1-20-39	1 Vibrator	Cycle	5	1	"
1-24-39	1 Speaker Repair 1 Switch	"	3	1	"
1-24-39	1-78 tube	"	1	1	"
1-4-39	1 Vibrator	"	5		"
1-7-39	1 " " repaired	"	3		"
1-26-39	1 " " and repairs on Radio Service Building	"	2		"
1-27-39	Model 43 Sparton Radio installed in County Rescue Squad car, 8 Suppressors, and 2 Condensers	Car	45	2	"
8-31-39	1 New Antenna 1-1st R F Coil Replaced	Cycle	5	1	"
8-31-39	1 Vibrator replaced	"	2	1	"
9-6-39	1-38 2-78 tubes	"	5	1	"
9-15-39	Removed Motor Noise	Car	45	2	"
10-7-39	1-78 tube	"	34	1	"
10-9-39	1 Vibrator replaced	Cycle	3		"
10-12-39	1-6a7 tubes Station Red. County Jail	"		1	"



CITY OF TOLEDO

OHIO

DIVISION OF POLICE

County Service Continued

Date	Description	Car No.	Hours
10-14-39	1-294 Vibrator 1-Volume Control & Switch	34	1 Hour
11-2-39	1 New Genemotor	41	1 "
11-3-39	1-42 tube	42	1 "
11-9-39	New Wiring	4	2 "
11-14-39	1 Model 199 Link Radio installed in Car	34	6 "
	1 Old Motorola removed		
Total Labor			40 Hours

Units	Costs Parts Cycles	Costs Parts Autos.
4 Units		4 Units
No 171HD Vibrators	2.70	1 Rebuilt Genemotor 3.65
294 "	1.95	1 41 tube .35
78 tubes	.42	1 42 " .38
38 "	.38	1 6X5 " .59
Volume Controls	.60	1 6A7 " .42
Switches	.25	1 .0008 Condenser .22
Vibrator Socket	.60	1 .0125 " .30
Speaker Unit	.90	5 .5 " 30% 1.50
R F Coil	.60	8 Suppressors 20% 1.60
Cycles total	\$27.12	1 Cowl Type Antenna 2.25
Cost per month	\$2.26	Auto total \$11.26
" " units	5.42	
Labor on Autos	22 hours	Costs per month \$.07
" " Cycles	18 "	" " units 2.82

Service and repairs on Radio Service Building, 720 Jefferson Ave.

- 1-1-39 Key No 8 to Radio Service Bldg. to Inspector Chas. W. Roth.
- 3-14-39 Received 1 New Replacement Fire Pot for Stove from Dave Goldstein Stove Co. 715 Monroe St.
- 3-15-39 Hot water storage tank safety pipe rusted and blew out Replaced by crew from sign shop.
- 11-28-39 Plumbing repaired at Service Bldg. by H.HYMAN & E.RUBLE from street dept. Parts \$1.00 Labor 16 hrs.
- 12-29-39 B.E.Weber Co. 1- $\frac{7}{8}$ Moment Safety Valve installed on Hot water Heater by H.HYMAN Street dept. Labor 6 hrs. Unit Cost 28.00

-9-
CITY OF TOLEDO

OHIO

DIVISION OF POLICE

January 10, 1940.



RAY E. ALLEN
Chief of Police

Special Service to Radio Equipment at Service Bldg.

MOTORCYCLES

SAFETY EDUCATION

April 10 Old type Radios were removed from old Motorcycles and Power Supplies and Chassis were seperated and installed in Harley Davidson Motorcycles. New Volume Controls-Speakers Antenna and Control Cables were Replaced.

July 5 Old type Radios were installed in New Indian Motorcycles.

Lectures	Number	Attendance
----------	--------	------------

AUTOMOBILES

April	10 New Scout Cars	New LINK RADIOS were installed. Including Special Spot lights, Cowl lights, Dash lights, Gun Cases, and Sirens with Double Button Control.	270
	Adult Groups		513
	5 New Patrol Wagons.	NEW LINK RADIOS were installed. Including same Special Equipment as Scout cars.	59,975

RADIO MEETING

October 5th to 9th attended a meeting of POLICE RADIO COMMUNICATION OFFICERS at Kansas City, Mo., where considerable Radio information was received. Due to information received from this department the Mallory Manufacturing Co. of Indianapolis, Ind., replaced 15 Motorcycle Vibrators at no cost to this Dept. (Net price \$2.70 each or \$40.50)

Ward Antenna Co. furnished this Dept. with 15 Antenna Loading Coils to adapt the new Whip Type Antenna for Police work.

These Units with Whip Type Antenna were installed on all Plymouth Scout cars and G.M.C. Patrol wagons during the month of November, and have proven very successful by eliminating trolley noises and general interference.

Statistical Report

The traffic statistical report lists pedestrians under 15 yrs of age as 4 killed and 339 injured in the City of Toledo during 1939, which is an exceptionally good record in this age group.

- | | | | | |
|-------------------------|----------------------------|--------------------------|----------------------------|-------------------------|
| 1. Chief of Police | 2. Inspector, Staff Office | 3. Inspector of Police | 4. Inspector of Detectives | 5. Inspector of Traffic |
| 6. Sup't. Ident. Bureau | 7. Cap't., No. 1 Station | 8. Cap't., No. 2 Station | 9. Captains of Detectives | 10. Record Bureau |

CITY OF TOLEDO

OHIO

DIVISION OF POLICE

January 10, 1940.

RAY E. ALLEN
Chief of Police

SAFETY EDUCATION

The Bureau of Safety Education lists the following activities for 1939:

Two members of this department were enrolled in the Ohio State University, school of Police Administration for six days during the month of March, the expense of which amounted to approximately fifty dollars.

Lectures	Number	Attendance
Parochial Schools	35	9,715
Public Schools	52	49,477
County Schools	2	270
Adult Groups	27	513
Total	116	59,975

One member of this department was sent to the Ohio State University school of Police Administration for a period of three months the expense of which was approximately \$400.00 as donated by the office of the Chief of Police.

A revolver team consisting of seven most consistent shooters registered during their three day stay entered nine matches. Their shooting ability placed them in the upper fifty per-cent of the Police teams present. This team competed in matches at Akron, Jackson, Pa., Youth Groups, Canada. Medals for second and third places were won by this group in several of the numerous contests entered. The entry this year at Camp Perry of a revolver team representing this department in the National Matches, is the first since 1933. Special uniforms, entry fees and other minor incidental expenses were contributed by public. This Bureau also assisted with the Police Training program at the academy law school in March and April and Fire Arms Training in August, September and October at the Revolver Range, and with the construction of the Range.

A revolver team consisting of seven most consistent shooters registered during their three day stay entered nine matches. Their shooting ability placed them in the upper fifty per-cent of the Police teams present. This team competed in matches at Akron, Jackson, Pa., Youth Groups, Canada. Medals for second and third places were won by this group in several of the numerous contests entered. The entry this year at Camp Perry of a revolver team representing this department in the National Matches, is the first since 1933. Special uniforms, entry fees and other minor incidental expenses were contributed by public.

This Bureau also assisted with the Police Training program at the academy law school in March and April and Fire Arms Training in August, September and October at the Revolver Range, and with the construction of the Range.

The traffic statistical report lists pedestrians under 15 yrs of age as 4 killed and 259 injured in the City of Toledo during 1939, which is an exceptionally good record in this age group.

A registration fee of twenty-five cents and an entrance fee of one dollar was charged the competitors registering in the tournament. A fee of twenty-five cents also was charged for each individual shooting the re-entry match. However any competitor re-entering the Combat Match was charged the full fee of one dollar. It was found that this latter feature was to some extent undesirable and no doubt should be dis-

- Chief of Police
- 2. Inspector, Staff Office
- 3. Inspector of Police
- 4. Inspector of Detectives
- 5. Inspector of Traffic
- Sup't. Ident. Bureau
- 7. Cap't., No. 1 Station
- 8. Cap't., No. 2 Station
- 9. Captains of Detectives
- 10. Record Bureau



CITY OF TOLEDO

OHIO

RAY E. ALLEN
Chief of Police

DIVISION OF POLICE

January 22, 1940.

SPECIAL ACTIVITIES 1939

(Not including Traffic Bureau)

Two members of this department were enrolled in the Ohio State University, school of Police Administration for six days during the month of March, the expense of which amounted to approximately fifty dollars.

One member of this department was sent to the National Police Academy in Washington, D.C. for a period of three months the expense of which amounted to approximately \$400.00 was donated by civic spirited citizens through the office of the Chief.

One Inspector was sent to the Ohio State University school of Police Administration for a period of two days to deliver lectures and lead conference, the expense of which was paid by the University.

A revolver team consisting of seven most consistent shooters registered at Camp Perry Ohio to compete in the National Matches and during their three day stay entered nine matches. Their shooting ability placed them in the upper fifty per-cent of the Police teams present. This team also competed in matches at Akron, Ohio., Jackson, Mich., Sewichley, Pa., and Windsor, Canada. Medals for first, second and third places were won by this group in several of the numerous contests entered. The entry this year at Camp Perry of an organized revolver team representing this department in the National Matches, is the first since 1933. Special uniforms, entry fees and other minor incidental expenses were contributed by public spirited citizens with the approval of the Chief.

THE GREAT LAKES REVOLVER TOURNAMENT held at our range on October 8th was well attended and the registration showed twenty-two visiting competitors representing various States and Canada. The newly designed " Toledo Police Combat Course" consists of ten shots fired at twenty-five yards using the Standard American Targets; six shots fired at thirty-three yards on the Tax-payers run; six shots fired at sixty-eight to twenty-five yards on the Zig-zag course, and twelve shots fired at twenty to thirty-five yards on the Motorized Rodeo.

A registration fee of twenty-five cents and an entrance fee of one dollar was charged the competitors registering in the tournament. A fee of twenty-five cents also was charged for each individual shooting the re-entry match. However any competitor re-entering the Combat Match was charged the full fee of one dollar. It was found that this latter feature was to some extent undesirable and no doubt should be dis-

Chief of Police

2. Inspector, Staff Office

3. Inspector of Police

4. Inspector of Detectives

5. Inspector of Traffic

Ident. Bureau

7. Cap't., No. 1 Station

8. Cap't., No. 2 Station

9. Captains of Detectives

10. Record Bureau

CITY OF TOLEDO

OHIO

DIVISION OF POLICE

1939

pensed with in the future.

Medals were issued to the highest ten visiting competitors and also to the highest ten local officers. Several of the Toledo Police Women entered the International match and showed great skill in their ability to shoot this type of course.

The "Roulet Trophy" donated by the Roulet company of this city is the permanent International Championship Trophy which will remain here, to be shot for annually and the winner's name, score and date of participation will be engraved thereon from year to year.

The "Dan-Chester Trophy" likewise is a permanent trophy donated by the Dan-Chester company of this city to be won by the highest individual score in this same match attained by a local police officer.

1. Academy

8. Personnel & Police Surgeon

2. Several of the nationally known competitors from other departments went on record, predicting that the new Combat Course would no doubt revolutionize police shooting and training methods. They recommended that the International Match over this course be held in Toledo annually a few days previous to the National Matches held at Camp Perry, for the convenience of police officers who travel from every state in the union each year over great distances, and in this manner greater attendance and competition would be enjoyed. Proceeds from the entrance fees were used to defray the expenses incurred by the match and the balance applied to the cost of travel to Sewickley, Pennsylvania. Of these accounts an itemized list was prepared and submitted to the Chief for his approval.

13. Women's Bureau

Early in November the City Manager assigned, through regular channels one and three-quarter acres of wooded section in Bay View park immediately adjacent to the range on the westerly side, for future use in police training. A safety mound nine feet high and eighteen feet wide at the base is under construction which will when finished enclose this area, of which approximately one hundred and fifty feet was near completion on December 31st. Inside this enclosure hazards are contemplated which will be set up in exact likeness to conditions encountered by the average police officer in routine duty and will be known as the "Zig-zag and Draw Course" elaborated upon and replacing our present zig-zag course. It is expected that this work will be completed by early summer of 1940 in time to train the next class of cadets.

- 1. Chief of Police
- 2. Inspector, Staff Office
- 3. Inspector of Police
- 4. Inspector of Detectives
- 5. Inspector of Traffic
- 6. Chief of Bureau
- 7. Cap't., No. 1 Station
- 8. Cap't., No. 2 Station
- 9. Captains of Detectives
- 10. Record Bureau

CITY OF TOLEDO

OHIO

DIVISION OF POLICE

1939

February 16, 1940

STAFF BUREAUS

STREET LIGHTS

Hours Work in 1939

Servicing all branches in the police department and coordinated under the supervision of a Staff Inspector:

January	704	\$ 55.20	
February	342	17.10	
March	444	22.20	
April	168	8.40	
1. Academy	131		8. Personnel & Police Surgeon
May	194	9.70	
2. Armament	102		9. Plants & Equipment
June	114	5.70	
3. Communications	90		10. Police Operations
July	164	4.92	
4. Crime Prevention	200		11. Public Relations
August	440	13.20	
5. Jails & Equipment			12. Radio Service
September			
6. Missing Persons	309		13. Records \$138.72
October			
7. Motor Vehicles & Equipment			14. Safety Education
November			
December			
Reported			15. Women's Bureau

Note: In Octo (Kitchen) ate was changed from five cents per hour to three cents per hour, which is the cause of the reduction in the refund.

2. Inspector, Staff Office
7. Cap't., No. 1 Station

3. Inspector of Police
8. Cap't., No. 2 Station

4. Inspector of Detectives
9. Captains of Detectives

5. Inspector of Traffic
10. Record Bureau

CITY OF TOLEDO

OHIO

DIVISION OF POLICE

February 16, 1940

STREET LIGHTS

Hours dark in 1939

Month	Number of hours	Refund
January	704	\$ 35.20
February	342	17.10
March	444	22.20
April	168	8.40
May	134	6.70
June	194	9.70
July	102	5.10
August	114	5.70
September	90	4.50
October	164	4.92
November	200	6.00
December	440	13.20

3096 \$138.72

Reported by police officers.

Note: In October the rate was changed from five cents per hour to three cents per hour, which is the cause of the reduction in the refund.

Respectfully yours,

Inspector of Traffic

BJE/vn

Chief of Police

2. Inspector, Staff Office

3. Inspector of Police

4. Inspector of Detectives

5. Inspector of Traffic

Ident. Bureau

7. Cap't., No. 1 Station

8. Cap't., No. 2 Station

9. Captains of Detectives

10. Record Bureau

February 26, 1940

TRAFFIC

Mr. Ray E. Allen,
Chief of Police,
Toledo, Ohio.

Dear Sir:-

ANNUAL REPORT

Attached are papers covering the statistical report of the Division of Traffic for the year 1939.

TOLEDO POLICE DIVISION OF TRAFFIC

Every effort has been made to make it most comprehensive, yet at the same time reduce it to the most simple form. Where possible comparisons have been made with previous annual recordings so as to permit one to visualize the steady improvements evident in many of the activities.

Pertinent remarks by way of explanation have been inserted in this report with reference to certain items appearing in the various tabulations and charts as an aid to the reader, where the item referred to is of more than general interest in the traffic field as related to the more general police problems.

Permit me to take this opportunity of thanking yourself, and others of the official family for the splendid cooperation and assistance accorded the Traffic Division. We are conscious and appreciative of those efforts and interest which has aided us in a successful administration of traffic in the City of Toledo.

Respectfully yours,

Inspector of Traffic

EJE/vn

	<u>Pages</u>
Accidents, daylight-darkness study - - - - -	9
Accidents, five-year study - - - - -	8
*Accidents, summary (National Safety Council form) - - - - -	11-18
Accident prevention and education - - - - -	6
Accident squad - <u>ANNUAL REPORT</u> activities - - - - -	3-5
" " " arrest of the year - - - - -	4
" " " <u>TOLEDO POLICE DIVISION OF TRAFFIC</u> - - - - -	5-6
" " " relation for fatal accidents - - - - -	5
Enforcement index - - - <u>1939</u> - - - - -	6
Motor vehicle registration statistics - - - - -	8
Moving vehicle violations, cleared, uncleared, etc. - - - - -	9
" " " violations, convictions - - - - -	6
Parking meters - parts maintenance, etc. - - - - -	1
" " " regulation report - - - - -	2
" " " revenue report - - - - -	1-2
" " " service report - - - - -	2
Revenue, total traffic summary - - - - -	10
Sign shop activities - - - - -	7-8
*Violations, summary (F.B.I. report form) - - - - -	7
" " " arrest, citations, summary - - - - -	9-10

*F.B.I. - Federal Bureau of Investigation requests.
 *N.S.C. - National Safety Council request.

PARKING METER REGULATION REPORT - 1939

Month	Total Days	Tags Issued	Meters Collected	Amount	Meters	DAILY AVERAGE	Money-1939	Money-1938	Pages
Jan.	25	4430	13140	\$7520.61	177	285	\$300.82		33
Feb.	28	5139	14347	9192.16	201	331	328.75		9
Mar.	27	5139	14347	9192.16	201	331	328.75		33-75
Apr.	30	5896	17724	9613.34	165	380	370.90		8
May	26	4896	11724	9613.34	165	380	370.90		337-85
Jun.	30	5896	17724	9613.34	165	380	370.90		11-18
Jul.	25	4030	10717	8473.66	161	328	338.94		33-12
Aug.	25	3382	11188	8455.28	135	417	338.23		6
Sep.	25	3382	11188	8455.28	135	417	338.23		23-68
Oct.	23	3557	15039	5072.31	154	654	385.17		3-5
Nov.	23	3557	15039	5072.31	154	654	385.17		331-44
Dec.	25	4075	10715	8455.28	135	417	338.23		4
	"	"	hours, prosecution						5-6
1939	TOTAL	303	49688	relation to fatal accidents	195	534	434.02		5

1938	TOTAL	299	30241	165462	168	533	345.13		6
				Motor vehicle registration statistics					8
				Increase 4			3773.02		
				Decrease					9
				Moving vehicle violations, cleared, uncleared, etc.					9
				" " violations, convictions					6

As will be seen by the above tabulation there were 15686 less meters collected from 1 parking meters - parts maintenance, etc. - average of about 30 less per week. This was due primarily to the change in collection policy providing for no collections on Saturdays. It is expected that this change had an effect on total revenue, certainly it cannot be denied that it was an added incentive to young hoodlums in their revenue report - to the tune throughout the year. It also mean that additional collectors should be employed, or a change of policy allowing for collection from all service reports - it has been recommended from time to time that complete collections be made daily. Other factors indicated by the report are as follows:

Revenue, total traffic summary - 10
 However, Sign shop activities - 7-8
 revenue maintain a fairly constant ratio. As will be shown by following tabulations of no. *Violations, summary (F.B.I. report form) - 7
 revenue could be had if we were able to eliminate the greater part of motor-service troubles." In this arrest, citations, summary - 9-10
 is fast depreciating. It was estimated originally that 5 years would be the average life of the meters. That the estimate was undoubtedly correct is indicated by the meter *F.B.I. - Federal Bureau of Investigation request.
 were well over 100 percent when the meter is out of order it is automatically out of service. Parkers make little effort to insert coins under such circumstances and when officers issue yellow tags under such circumstances, it not only brings just criticism against the system and the department, but this division must release the tag in question.

Following is a report of the meter service record and complaint record for 1939 with a total-item comparison with that for 1938. The report includes as far as is possible the actual cost of service-parts maintenance exclusive of labor, and the number of meters broken into or damaged by petty thieves. Being as it is a report as to time it necessarily followed that reworkings were far apart as to time. Thus, had they PARKING METER SERVICE RECORD undoubtedly that many additional yellow tags would have been issued.

1939

Further, there was a considerable increase in the number of meters broken into during 1939 which further raised the cost of service. Many of the petty thieves were arrested because of the delinquency of such minors by exposing them to meters.

Month	Run Down	Meter Complaints	Complaint Justified	Complaint Not Justified	Meter Disorder	Parts Purchased	Meter Thefts
Jan.	59	575	425	150	412	\$ 35.00	13
Feb.	87	610	449	191	437	12.00	12
Mar.	38	700	497	203	477	412.50	20
Apr.	129	750	482	268	476	12.80	6
May.	115	701	490	211	484	278.50	6
Jun.	29	652	474	178	402	80.00	72
Jul.	26	530	375	155	361	2.50	14
Aug.	26	702	454	248	443	43.25	11
Sep.	44	667	478	189	438	00	73
Oct.	50	868	659	209	586	140.00	40
Nov.	84	1189	790	399	639	00	151
Dec.	189	1058	814	244	693	17.50	151

	Fatal Accidents	Injury Accidents	Fines Made	Total Investigations	Photos Enlarged Taken	Hit-run Cases	Hit-run Cleared
1939	876	9032	6417	2615	5848	\$ 934.05	569
1938	4	101	70	271	52	2	2
Total	364	4853	3534	251319	2488	558.80	304
Increase	512	4179	2883	1296	3360	\$ 375.25	265

The above report shows that whereas in 1938 only 27 percent of the complaints registered against the parking meters were not justified, that nevertheless though good service was rendered in 1939 there was a 29 percent of the total complaints that were not justified. Taken together with a consequent decrease in total percent of justifiable complaints, and the additional factor of increased parts-service cost and labor cost, the only answer is that the depreciation factor is becoming more pronounced. It is true, of course, that more persons are prone to complain when they hear their friend has been granted a release on a tag issued under such circumstances. Further, the \$375.25 increase in parts purchased does not represent the true picture since parts amounting to well over \$500 were purchased during 1939, late, to be paid for out of 1940 funds.

The labor factor, also, has not been included in the above item. Our records indicate that whereas during 1938 only three months of extra labor were provided for meter service, that during 1939, a laborer from the Sign Shop was assigned to assist in meter service work for a total of approximately six months. Discounting both of these factors, and taking the \$934.05 as the true cost, it still shows a total of 93 cents parts cost per meter in 1939 compared with 55 cents in 1938. While this does not seem large, yet it represents about an 80 percent increase. Meter disorder demands have increased labor needs to the extent of at least 50 percent. the men assigned to this activity for the fine record of 1938 and 1939. You will note they have had outstanding success in the apprehension of the hit-run drivers.

ARREST ACTIVITIES OF ACCIDENT SQUAD - 1939

It is equally obvious that the present system of meter collections is not satisfactory from yet another viewpoint. There was in 1939 an increase of 140 percent in the number of meters run down, due not because the collectors failed to wind them as they collected, but because collections being far apart as to time it necessarily followed that rewindings were far apart as to time. Thus, had they been properly wound at all times, undoubtedly that many additional yellow tags would have been issued.

Further, there was a considerable increase in the number of meters broken into during 1939 which further raised the cost of service. Many of the petty thieves were arrested and because they were juveniles were turned over to the Juvenile Court. This court takes the attitude that this department is contributing to the delinquency of such minors by exposing them to meters containing money, a viewpoint that is in many respects justified. The net result is that corrective measures are not now possible through arrest and prosecution, and it becomes almost imperative that this department adopt a new collection policy which will empty every meter at the end of each week day.

Following are several tabulations showing the various activities of our accident investigation squad.

INVESTIGATIONAL ACTIVITIES OF ACCIDENT SQUADS - 1939

Month	Fatal Accidents	Injury Accidents	Runs Made	Total Investigations	Photos Taken	Enlargements	Hit-run Cases	Hit-run Cleared
Jan.	2	115	87	215	36	104	2	2
Feb.	4	101	70	271	52	144	4	3
Mar.	4	98	86	258	114	114	8	6
Apr.	5	128	132	237	200	190	3	3
May	4	118	123	280	114	151	4	4
Jun.	1	132	95	236	89	116	5	4
Jul.	4	120	121	297	164	210	4	4
Aug.	3	124	127	385	170	208	1	1
Sep.	3	117	67	261	82	148	4	4
Oct.	3	136	161	333	220	150	2	2
Nov.	2	135	112	318	194	89	8	8
Dec.	5	162	126	369	107	46	7	6

1939	40	1486	1307	3510	1602	1438	352	47
1938	48	1466	936	2750	1201	772	44	29
Total	88	2952	2243	6260	2803	2210	79	76

There was approximately 10 investigations made daily during 1939 as compared to about 7 in 1938. The tabulation shows the increased necessity for accurate reporting of accidents, and the increased demand for more scientific check of evidence by way of photographs, measurements, statements and trained investigators. Results accomplished by this activity have been extremely worth while and much credit can be given to the men assigned to this activity for the fine record of 1938 and 1939. You will note they have had outstanding success in the apprehension of the hit-run drivers.

ACCIDENT ARREST ACTIVITIES OF ACCIDENT SQUAD - 1939

Month	1939						1938		Hit Run
	Run'g Speeding	Reck- less Driving	Driving While Under Influ.	Pedes- Right of-Way	Miscell- aneous	Total Arrests	Total Convictions	Hit Run	
Jan.	12	6	2	1	13	37	37	2	
Feb.	3	15	8	5	11	43	42	3	
Mar.	8	29	11	5	3	98	89	6	
Apr.	4	22	6	3	20	62	60	3	
May	4	20	6	5	31	83	69	4	
Jun.	1	18	13	4	23	63	52	4	
Jul.	1	9	7	2	22	50	38	4	
Aug.	2	14	8	2	65	73	63	1	
Sep.	1	75	12	3	6	147	124	4	
Oct.	1	28	10	6	47	88	71	2	
Nov.	3	28	11	4	1	55	78	8	
Dec.	1	30	8	8	6	27	74	6	
1939 Total	26	300	106	44	23	400	914	797	47
1938 Total	110	257	106	53	20	351	932	691	33
Increase	86			9			18		
Decrease		43			3	49	106		14

In the future the policy of this bureau will be to file with charging in all cases where evidence appears to us to be sufficient to sustain on a probable cause hearing.

All this is necessary in such case is to satisfactorily show probable cause. The officer will never be held liable for a violation of some state unless he has definite proof of a violation of a statute. It has been held that it is sufficient to prove a violation of a statute relating to motor vehicle operation.

The percent of total cases convicted in 1938 were 74 percent whereas during 1939 it rose to 87 percent. This is a good indication that officers assigned to this squad are better at gathering evidence and presenting it to the court, and speaks well for their ability to absorb new methods and make application of them to the cases at hand. There was a decided drop in the number of arrests for speeding. However, the speedometer in the accident car has a variability of about 15 miles per hour which until corrected cannot be used as a matter of evidence in speeding cases.

In the column under miscellaneous arrests in the above tabulation there are also the following non-traffic arrests which also appeared in the 1938 report:

TRAFFIC COURT	CHARGE	1939		1938	
		PLEA JURY	GRAND CORONER'S HEARING	DAKE ROOM	TOTAL
Rape				0	2
Robbery				0	3
Shooting to kill				1	0
Cutting to kill				0	1
Material witness (traffic deaths)				37	44
Burglary				3	2
Larceny (includes petit and grand)				4	1
Concealed weapons				0	2
Recovered stolen automobiles				5	0
Suspicious				1	00
Fugitive				0	3
Disturbance				1	0
Soliciting towing at accident scene				6	0
Drunk and disorderly				34	0
Assault and battery				2	0
False fire alarm				2	0
Shooting fire works				6	0
Failing to obey command of officer				1	0
Total				103	58

ACCIDENT INVESTIGATION SQUAD ACTIVITIES re FATAL ACCIDENTS

ITEM	1938	1939
Hit-run accident fatal cases - - - - -	6	0
" " " " " apprehended - - - - -	4	0
" " " " " not apprehended - - - - -	2	0
Manslaughter charges - - - - -	4	1
" " " " " convictions - - - - -	3	0
" " " " " pending - - - - -	1	1
Grand Jury returned "no bill" - - - - -	3	2
Referred to police court for disposition - - - - -	4	8
Convictions obtained in police court - - - - -	3	8
Coroner's finding was accidental death - - - - -	31	30
" " " " " pending at close of year - - - - -	1	1

You will note there have been about 30 fatalities in both years in which the coroner returned a verdict of accidental death. True it was accidental, yet it was thus determined there was insufficient evidence on which to predicate grand jury action. In the future the policy of this bureau will be to file an affidavit charging manslaughter in all cases where evidence appears to us after careful consideration to sufficient on which to predicate grand jury action. All this is necessary in such case is to satisfactorily show probable cause for believing a violation of such nature to fall within the statutory definition of manslaughter. The coroner will never hold an accused driver for grand jury action unless he has definite proof of a violation of some state law while it has been held that it is sufficient to prove a violation of a municipal ordinance relating to motor vehicle operation.

Further to remove many of the obstacles surrounding prosecution of such cases this bureau has frequently recommended to various groups, including this department, that steps be taken to remove the difficulty by amending our present state law in this respect so that on a showing of negligence the driver involved in fatal motor vehicle accident will be automatically held for the grand jury.

ACCIDENT INVESTIGATION SQUAD HOURS SPENT PROSECUTING CASES

MONTHS	TRAFFIC COURT	COM. PLEA. COURT	GRAND JURY	CORONER'S HEARING	DARK ROOM	1939 TOTAL	1938 TOTAL
Jan.	29:45		2:30	2:15	26:45	20:45	63:15
Feb.	42:45			3:00	8:15	54:00	50:30
Mar.	55:45			5:25	23:00	84:10	72:00
Apr.	43:15	9:30		5:00	51:30	109:15	17:05
May.	53:30	2:00	3:15	10:00	44:50	113:35	63:45
Jun.	59:30	1:30	1:30	1:15	25:35	85:20	50:00
Jul.	33:50			7:15	47:00	87:45	47:15
Aug.	52:15			3:00	47:30	102:45	75:05
Sep.	59:15			8:50	16:00	85:15	92:15
Oct.	41:30				41:00	82:45	90:45
Nov.	68:25	13:30		4:10	11:00	97:05	144:25
Dec.	52:00	30:15		6:35	45:30	114:20	105:15
TOTAL	587:25	36:45	7:17	56:45	387:25	1075:35	761:35

The majority of accidents are caused while one or more vehicles are in operation and while or because of one or more traffic law violations.

The above report shows that a minimum increase of 267 hours spent in the prosecution of accident cases by the accident squad during 1939 as compared to 1938, or a daily average of approximately an hour increase over 1938. At the present time this squad consumes approximately three and one half hours average per day in the prosecution part of their duties, and it is expected this will gradually increase as more demand is being made for their service daily.

TWO YEAR COMPARISON - ACCIDENT PREVENTION AND EDUCATION

ACTIVITY	1938	1939
Instructions to N.Y.A. School police groups	19	26
Traffic School, municipal Traffic Court	43	39
Radio - safety talks, etc., W.S.P.D.	2	36
" " " " W.T.C.L.*	12	40
P.T.A. groups, safety talks	6	14
Civic Groups	14	37
TOTAL	96	192

This would indicate there was exactly one hundred percent more work done in this field during 1939 than during 1938 which is most commendable and there is apparent a worth while showing of results when consideration is given to the accident analysis. In addition thereto, through use of the N.Y.A. school police officers prior to the holidays and during the holidays of November and December 1939, approximately 96,000 pedestrian warning and educational cards were distributed to pedestrian violators in the congested areas, both downtown and in the outlying districts.

Through the medium of the safety talk we may safely estimate that at sometime during the year every adult person was reached either directly or via radio broadcast. all of this work was augmented particularly with reference to the downtown district by the continuous changing of safety posters throughout the district which has been possible through direct contribution of the Safety Council and Radio Station W.S.P.D. Further, the accident clock installed at the Safety Building has been in continuous service since 1938 and will be kept correctly operating except for periods necessary for repair or repainting.

FIVE YEARS OF MOVING VEHICLE VIOLATIONS CONVICTIONS and ENFORCEMENT INDEX

YEAR	TOTAL ARRESTS FOR MOVING VIOLATIONS	TOTAL SUCH CONVICTIONS	PER CENT OF TOTAL CONVICTED	TOTAL FATAL AND ACCIDENT INJURY	*RATIO IN PER CENT TO THE ACCIDENTS
1935	4847	4229	87	1845	2.2
1936	7188	6625	92	2022	3.2
1937	10123	9967	98	2017	4.9
1938	19140	15282	80	1514	10.09
1939	16192	13302	80	1525	8.7

The ratio of moving vehicle violations convictions to the total number of injury and fatal accidents is known as the enforcement index. There is shown unfortunately an index for 1939 which is a decrease of approximately 20 per cent under 1938 which is a fair indication that not enough work has been done in traffic law enforcement relative to moving vehicle violations. Certainly the majority of accidents are caused while one or more vehicles are in operation and while or because of one or more traffic law violations.

On the basis of the even slight increase in total personal injury accidents during 1939 over those for 1938, at least 3000 more arrests should have been made as a result of selective enforcement. Had this been done with at least 80 percent possibility of convictions there would have been 2400 more convictions which would have resulted in an index of 10 plus, which is recognized everywhere as normal for a city the size of Toledo. It therefore follows to improve the accident record the index should be increase to at least 12, which is recognized elsewhere as ideal for conditions such as we find in Toledo.

PERSONS CHARGED BY POLICE FOR VIOLATIONS OF TRAFFIC AND MOTOR VEHICLE LAWS

NATURE OF VIOLATIONS	RELEASED BY	TOTAL PERSONS	ARRESTED	SUMMONED, CITED OR NOTIFIED
	POLICE, NO FORMAL CHARGE	CHARGED		
1. Speeding		645	504	141
2. Reckless driving		259	246	13
3. Improper, defective lights or brakes		6316		6316
4. Non-observance of signal, traffic lights		3098	19	3079
5. Improper license or registration		1490	22	1468
6. Illegal parking	5545	113283	65	113228
7. Pedestrian violations		2712	373	2339
8. All other violations				
TOTALS	5545	127813	1229	126584

The entire tabulation above is presented here to only comply with the request of the Federal Bureau of Investigation. You will note it does not include breakdowns which are universally considered as pertinent information. This is not offered as criticism, but merely to support the lack of comment as connected with other phases of this report.

POLICE SIGN SHOP ACTIVITIES - 1938 and 1939

CLASSIFICATION	1938	1939
Ninety minute time limit signs	1465	1167
Sixty minute time limit signs	1434	1218
Thirty minute time limit signs	244	390
Fifteen minute time limit signs	1152	1098
Five minute time limit signs	100	35
No parking-here to corner signs	1563	1112
Same - between signs	643	412
" Day or night signs	6609	4388
" certain hours, restriction signs	275	270
" driveway, restriction signs	764	785
" building entrance, restriction signs	466	570
Slow signs	430	1081
Stop signs	1934	2093
Bases brought in from the streets	1126	1695
Bases placed on the streets	1401	1660
Poles brought in from the streets	3568	2131
Poles taken out, placed on streets	2888	5180
Safety zone - no parking signs	103	168

DAYLIGHT and DARENESS ACCIDENTS 1935 - 1939

	1938	1939
Truck weight - tonnage limit signs	1011	609
Drive slowly - children play, signs	233	276
One-way street, alley, directional signs	540	505
Funeral, church, signs in and out	822	3286
Semaphores serviced	27	26
Miscellaneous signs and other operations	9623	5802
1935 16 955 3234 4205 18 826 3021 3093 6100		
1936 15 1154 4135 5304 19 741 4547 4547 8100		
1937 20 1095 5142 6557 19 953 4189 5191 11748		
Total operations	38757	36164

In addition to the above the following operations were recorded as activities during 1939: 722 523 5214 32 762 3376 4161 9375

Hours painting in the shop	3970	3432
" " " " street	412	1375
Square feet street painted	9356	22674
Hours in shop, blacksmith and helper	2599	2699
Hours in shop, truck drivers	480	284
1935 8100 51 19 slight increase; also that 78		

The total of signs operations, 36164 for 1939, represents an average of about 120 per each working day, which is in itself evidence of considerable activity when we consider the great amount of laning, striping, zoning, etc., done on the streets by the shop men during 1939. Also note there was about 140 percent more street painting work done in 1939 than during 1938. Unquestionably it has been a very effective medium of traffic control.

During 1940 there will be a definite program carried through directed at the adult group of pedestrians. FIVE YEARS OF ACCIDENTS IN TOLEDO the many serious pedestrian injury and fatal accidents.

YEAR	TOTAL ACCIDENTS		INJURY PERCENT		FATAL ACCIDENTS	
	PERCENT INCREASE	PERCENT DECREASE	PERCENT INCREASE	PERCENT DECREASE	PERCENT INCREASE	PERCENT DECREASE
1935	9100	11 inc.	6255	15 inc.	1781	61
1936	9871	22 inc.	7849	25 inc.	1958	61
1937	11748	19 inc.	9731	11 inc.	1948	69
1938	8836	25 dec.	7322	24 dec.	1466	48
1939	9375	6 inc.	7850	7 inc.	1484	41

All percentages are approximate only to avoid decimals where possible. This tabulation represents a very good record in accident work when considered together with other tabulations in the complete report. The percentages of increase are on the whole slight. Causation is unpredictable in any attempt to account for increases or decreases where the margin is slight. For instance, the slight increase in total accidents may be due to better accident reporting, i.e., a better conception of the need for reporting and compliance therewith. The fairly consistent reduction in fatal accidents since 1937 cannot be overlooked however, since by our death ratio we are classed with other cities in our population group. The Safety Building, rather than merely given a citation to appear. As a result our registration for this county has increased about 13 percent in the past five years, from 97,910 in 1935 to 110,000 in 1939. In addition to this there has been a corresponding increase during the same period of approximately 3.5 square miles of patrol area and approximately a 50,000 increase in the population of the metropolitan area, which must be considered in any traffic study of Toledo. In view, then, of the fact this department over the same period shows a decrease in about 9 percent of personnel, it is certainly very evident that commendable work has been done.

DAYLIGHT and DARKNESS ACCIDENTS 1935 - 1939

VIOLATIONS - ARRESTS - CITATION SUMMARY 1938 - 1939

YEAR	(- - - - DAYLIGHT - - - - -)				(- - - - DARKNESS * * - - -)				GRAND TOTAL
	FATAL	INJURY	NON-INJ.	TOTAL	FATAL	INJURY	NON-INJ.	TOTAL	
1935	16	955	3234	4205	48	826	3021	3895	8100
1936	15	1154	4135	5304	49	804	3714	4567	9871
1937	20	1095	5442	6557	49	953	4189	5191	11748
1938	17	773	4387	5177	31	693	2935	3659	8836
1939	9	722	4483	5214	32	762	3376	4161	9375
Miscellaneous violations					20050				17974

YEAR ACCIDENTS PERCENT DAYLIGHT PERCENT DARKNESS (It will be noted from this tabulation that during 1939 the darkness accidents show a slight increase; also that 78 percent of the fatal accidents occurred during dark hours as against 64 percent in 1938, hence indicating a definite increase in this classification.)

YEAR	ACCIDENTS	PERCENT DAYLIGHT	PERCENT DARKNESS
1935	8100	51	49
1936	9871	53	47
1937	11748	55	45
1938	8836	58	42
1939	9375	56	44

During 1940 there will be a definite program carried through directed at the adult group of pedestrians in an effort to offset the many serious pedestrian injury and fatal accidents.

MAJOR OFFENSES CLEARED AND UNCLEARED 1938-1939

VIOLATIONS	(- - - - 1938 - - - - -)			(- - - - 1939 - - - - -)		
	CLEARED	UNCLEARED	TOTAL	CLEARED	UNCLEARED	TOTAL
Speeding	1115	229	1344	616	29	645
Reckless driving	293	32	325	246	13	259
Driving under influ.	425	30	455	316	10	326
Running red light	2809	513	3322	2542	556	3098
Open muffler	150	38	188	186	54	240
Section 21	177	45	222	113	26	139
Miscellaneous	3563	632	4195	2806	691	3497
Total Totals	8532	1519	10051	6825	1379	8204

Clearances for both 1938 and 1939 were approximately 84 percent of the totals. However, it is most interesting to see the results of the policy adopted during 1939 with reference to cases of speeding, wherein all violators were booked at the Safety Building, rather than merely given a citation to appear. As a result during 1939 only 4 percent went uncleared whereas during 1938 there were 17 percent went uncleared. If this can be taken as indicative of anything it should be to consider the advisability of adopting a similar policy in cases of running red lights, for during 1938 the uncleared light cases were 15 percent of the total whereas during 1939 such cases increased to 18 percent of the total. Such a policy might well be a factor in decreasing careless and negligent operation involving traffic light obedience which is the cause of many of the traffic lighted intersection accidents.

TRAFFIC ACCIDENT SURVEY

VIOLETIONS - ARRESTS - CITATION SUMMARY 1938 - 1939

Following are the complete analyses of violations during 1939 and where possible a comparison has been made with those for 1938. It is difficult to make a more comprehensive report due to the change in the National Safety Council report forms beginning with 1939.

CLASSIFICATION	1938	1939
Speeding	1344	645
Reckless driving	325	259
Driving under the influence of alcohol	455	326
Parking over time, including meter zones	24161	20731
" restricted zones	8145	7990
" parking improper lights	1891	6316
Miscellaneous violations	20050	17984

Total violations cleared	56371	54251
Less major offenses included in the above listing	10051	8204
Total minor cases cleared	46320	46047

	1938	1939
Violators who were known to live outside the city limits; unable to get service; records remain uncleared	10548	9134
Violators who reside in other states; unable to get service; records remain uncleared	31284	32115
Violators who failed to appear; warrants were issued; had moved or had given fictitious names on applying for license; records remain uncleared	34225	32313
with electric car		
with bicycle		
with horse drawn		
with fixed object		
Non-collision		
Other Traffic - Total		
R.R. - not with motor car		
Total minor violations	122377	119609

SUMMARY OF FINES

CLASSIFICATIONS	1938		1939	
	FINED	AMOUNT	FINED	AMOUNT
11. Other vehicles	2		2	
\$1.00 fines	28686	\$28686	27318	\$27318
\$2.00 fines	6631	13262	5386	10772
\$3.00 fines	1860	5580	1729	5187
Total violator's fines in bureau	37177		24433	
Total fines collected from violators		\$47528.00		\$43277.00
Total fines assessed by traffic court		23347.65		22481.15
Total collections parking meters		103196.23		10669.05
Total traffic revenue		\$174071.88		\$172726.20

The total amount listed above as collections from parking meter will always vary from that reported by the city treasurer inasmuch as collections in that office are recorded as of the day they are received in the Treasury, whereas the Traffic Bureau records the amounts as of the day the coins are actually deposited in the parking meters. This method is necessary so that we may be better able to arrive at an effective measure of enforcement effort and to thus maintain a fairly constant level of value for this regulation.

TRAFFIC ACCIDENT SURVEY

Following are the complete analysis of the accident reports recorded during 1939 and where possible a comparison has been made with those for 1938. It is quite difficult to make a more comprehensive report due to the change made in the National Safety Council report forms beginning with April 1939. The new form has more detail than was formerly shown with the result that comparison is in many respects impossible.

Following each tabulation comments will appear where believed necessary to call attention to certain important facts shown therein. It should also be noted that the entire breakdown is based on methods recommended by the National Safety Council.

TIME	1938	1939	1938	1939	1938	1939
1. Total Traffic	8836	9375	50	41	1815	1824
2. Motor Vehicle - Total	8834	9373	50	40	1813	1823
3. Collision with pedestrian	684	668	33	32	681	648
4. Same with other motor	7770	8230	10	14	903	873
5. " -with railroad train	14	16	1	1	20	11
6. " -with electric car	59	41	Total 41 accidents		5	7
7. " -with bicycle	94	153			64	95
8. " -with horse drawn	175	125	6	1	107	4
9. " -with fixed object	30	124			32	91
10. Non-collision	2	2			2	1
11. Other Traffic - Total	2	1			2	1
12. R.R. - not with motor car						
13. Elec. Car - not with " "						
14. Other vehicle	2				2	1

CLASSIFICATION

The above tabulation shows there was a 6 percent increase in total accidents and a slight increase in the number of persons injured. Of real interest is the 18 percent reduction in the total number of persons killed, particularly when it is recalled there was a worthwhile reduction made in this classification in 1938 as compared with 1937. Also of particular interest is the absence of bicycle fatalities for both years (1938 and 1939) although the number of persons injured in this classification increased greatly during 1939 or approximately 48 percent. The outstanding fact, however, is found in the fatality classification where it indicates 32 of the total of 41 person killed during 1939 were pedestrians, or 78 percent, which is the highest percentage increase occurring in this classification since records were kept by this bureau, and, as will be shown by analysis elsewhere in this report, the great majority of these occurred during the dark hours and involved adult pedestrians.

TYPES OF MOTOR VEHICLES
THE TIME ACCIDENTS HAPPEN

<u>TYPE OF MOTOR VEHICLES</u>		<u>1938</u>	<u>1939</u>
<u>TIME PERIODS</u>		<u>1938</u>	<u>1939</u>
1. Passenger cars		15258	16764
1.	12:01 A.M. to 6:00 A.M.	742	1019
2.	6:01 " " 7:00 "	92	119
3.	7:01 " " 8:00 "	276	307
4.	8:01 " " 9:00 "	313	306
5.	9:01 " " 10:00 "	296	305
6.	10:01 " " 11:00 "	380	385
7.	11:01 " " 12:00 Noon	441	505
8.	12:01 P.M. to 1:00 P.M.	441	420
9.	1:01 " " 2:00 "	412	435
10.	2:01 " " 3:00 "	464	477
11.	3:01 " " 4:00 "	626	641
12.	4:01 " " 5:00 "	737	781
13.	5:01 " " 6:00 "	786	788
14.	6:01 " " 7:00 "	542	551
15.	7:01 " " 8:00 "	579	574
16.	8:01 " " 9:00 "	546	621
17.	9:01 " " 10:00 "	415	427
18.	10:01 " " 11:00 "	310	332
19.	11:01 " " 12:00 Midnight	329	328
20.	Not stated definitely; no record	109	54
2. Resident within the metropolitan district		789	858
3. Resident elsewhere in the same		787	872
4. Resident of some other state		287	272
Total accidents		8836	9375

It will be noted that again as for all past years the peak accident hours are from 4:00 P.M. to 6:00 P.M. Other elements of daylight darkness accident studies will appear in the breakdown shown on page 9.

LOCATION OF ACCIDENTS

<u>CLASSIFICATION</u>	<u>1938</u>	<u>1939</u>
1. At intersections	2913	5511
2. Not at intersections, or between blocks	12671	3843
3. Not stated definitely; no record	403	21
Total accidents		9374

Along with the general increase in all accidents there was a greater increase in the number of intersection accidents, which might or might not be another indication that more attention must be given to enforcement directed at traffic light violations which was previously commented upon. Parent age groups are used, therefore it was necessary to group the three classifications for the purpose of this report. However, the reports and analysis would indicate that the majority of drivers involved are in the age group between 30 and 49 years of age. Hence, here again we find that any program directed at adult pedestrian groups will also reach the driver group, for today we are motorists and tomorrow we are pedestrians. There has been a definite reduction in accidents involving motorists over 65 years of age.

TYPES OF MOTOR VEHICLES

<u>TYPE OF MOTOR VEHICLES</u>	<u>1938</u>	<u>1939</u>
1. Passenger cars	15258	16764
2. Trucks, commercial cars	715	623
3. Taxicabs	425	258
4. Buses	211	179
5. Motorcycles (not bicycles)	24	27
6. Not stated	210	101
Total vehicles involved	16843	17952

You will note a considerable decrease in bus and taxicab accidents. Fleet operators as a whole have safety programs that are generally effectively carried out without police aid and the record for the past year shows this to be true. Losses incurred by fleet owners through high insurance rates and direct liabilities are the incentive.

RESIDENCE OF DRIVERS

	<u>1938</u>	<u>1939</u>
1. Resident of this city	15158	16276
2. Resident within the metropolitan district	739	858
3. Resident elsewhere in the same state	431	443
4. Resident of some other state	257	172
5. Not stated; no record	208	103
Total drivers recorded	16843	17852

AGE OF DRIVERS INVOLVED

	<u>1938</u>	<u>1939</u>
1. Under 20 years of age	589	573
2. Between 20 and 29 years of age	2913) -17164
3. Between 30 and 49 years of age	12671	
4. Between 50 and 64 years of age	403	
5. 65 years of age and over	58	
6. Not stated; no record	209	108
Total drivers recorded	16843	17852

The new analysis form as adopted in April 1939 does not permit a closer breakdown to use as a comparison with 1938 since different age groups are used. Therefore it was necessary to group the three classifications for the purpose of this report. However, the reports and analysis would indicate that the majority of drivers involved are in the age group between 30 and 49 years of age. Hence, here again we find that any program directed at adult pedestrian groups will also reach the driver group, for today we are motorists and tomorrow we are pedestrians. There has been a definite reduction in accidents involving motorists over 65 years of age.

SEX OF THE DRIVERS INVOLVED

	1938	1939
Male drivers	16108	17238
Female drivers	444	514
Sex, if driver not stated; no record	211	100
Total drivers involved	16943	17852

MANNER OF COLLISION

	1938	1939
1. Angle collisions	3932	6268
2. Head-on collisions	1532	591
3. Rear-end collisions	1018	1076
4. Backed into other vehicle	462	341
5. Sideswiped other vehicle	1783	1078
6. No definite record of type	109	21
Total pedestrian movement	8836	9375

Angle collision have always predominated, yet it will be noted that during 1939 there was a considerable decrease in head-on collisions and sideswipe collisions, as compared with a tremendous increase in angle collisions. It would seem that our efforts to get motorists to confine their driving to the right side of the street has produced remarkable results, while on the other hand it has resulted in the increase of angle collisions. To stress the need for observance of right of way rules should be helpful in this classification, and to further stress the need for each motorist to know what constitutes the assured clear distance ahead and the ability of both himself and his car under such circumstances would serve to obtain a decrease in rear end collisions. Following the car ahead too closely when sudden stops are probable usually results in this type of collision, and this is particularly true at intersections controlled by traffic lights.

MISCELLANEOUS EVENTS

	1938	1939
1. Skidding	209	325
2. Blow-out	26	24
3. Ran off roadway	46	86
Total miscellaneous	281	435

There is an indication here that some motorists are becoming increasingly careless about their speed during bad weather and pavement conditions. Skidding and ran-off roadway as listed here are two events which are fairly well connected. If the skid is great enough at speeds unsafe for the conditions, the usual result is to leave the roadway. Such motorists have not yet learned to adjust their driving to the traffic conditions immediately at hand. The decrease was brought about through fairly rigid and consistent enforcement of the ordinances pertaining thereto. It is becoming increasingly difficult to find clear cut evidence of violations at the scenes of accidents.

WHAT THE PEDESTRIANS WERE DOING

	1937	1938	1939
1. Crossing at intersection with signal		80	67
2. Same-against signal	687	3950	357 61
3. Same-no signal	474	27119	90 108
4. Same-diagonally	160	1118	135 27
5. Crossing not at an intersection	25	7325	35 353
6. Hitching on vehicle	20314	15793 5	17322 6
7. Playing in the roadway	232	1246	72 10
8. Walking in the roadway		30	16
9. Working in the roadway such recorded	22416	12843 6	17922 11
10. Waiting for or getting on or off street car at safety zone		8	5
11. Same- no safety zone			1
12. Getting on or off other vehicle			4
13. Not in roadway			18
14. Not stated; no record			20
Total pedestrian movement		714	680

During 1939 consistent effort was made to discourage children from playing in the street and the results show it was well worth while. The problem of the jay-walking pedestrian is still with us. During 1939 there were 441 of the total pedestrians who disregarded common sense rules of safety in crossing streets. Any program which can reduce this problem to a minimum is acceptable. Persuasion has not been the method so far, hence the natural question is whether or not coercive methods should be used.

(NOTE: Former classification changed to as follows:)

	1938	1939
1. Railroad crossing gates	933	767
2. Officer or watchman	3032	3042
3. Automatic signal	47	55
4. Stop sign	115	53
1. Exceeding the speed limit	1297	731
2. Did not have the right of way	945	902
3. Cutting in	458	625
4. On the wrong side of the road	883	227
5. Passing standing street car	0	0
6. Drove through safety zone	2	1
7. Passing on hill or curve	1726	616
8. Failed to signal	1143	574
9. Improper turn-wide right turn	1373	584
10. Same-cut corner on left turn	416	405
11. Same-turn from wrong lane	1558	854
12. Disregarded stop sign	966	813
13. Disregarded signal	288	537
14. Other improper driving	6221	10633
15. No improper driving	209	59
16. Not stated		
Total drivers' actions recorded	16843	17852

It will be noted that speeding, failing to give proper signals, and improper turn movements have decreases considerably as causes of accidents, and that failure to observe signs has also decrease greatly. Certainly much of the decrease was brought about through fairly rigid and consistent enforcement of the ordinances pertaining thereto. It is becoming increasing difficult to find clear cut evidence of violations at the scenes of accidents.

CONDITION OF VEHICLES INVOLVED

	<u>1937</u>	<u>1938</u>	<u>1939</u>
Under influence of alcohol			
1. Defective brakes	687	399	357
2. Improper lights	474	272	90
3. Defective steering mechanism	160	114	155
4. Other defects	25	73	35
5. No defects apparent	20814	15793	17352
6. Not stated; no definite information	252	192	72
Total such recorded	<u>22412</u>	<u>16843</u>	<u>17952</u>

The analysis for the year of 1937 was also included in this tabulation to show further the necessity for compulsory motor vehicle inspection. Of the approximately 57,000 vehicles involved in the three year period there were approximately 6 percent where there was a clear indication of defective equipment which directly contributed to the cause of the accident. Just how many of the others had defective equipment which was not apparent at the time will never be known. It is interesting to note the number of cases in which a decrease appears involving improper lights and defective brakes. At least a large part of this reduction can be attributed to our continuous effort to enforce the ordinance in this respect.

TRAFFIC CONTROL FUNCTIONING

	<u>1938</u>	<u>1939</u>
/-(NOTE: Former classification changed to as follows:)		
1. Railroad crossing gates) Provided-not functioning -	933	767
2. Officer or watchman) Provided-functioning- - - -	3032	3062
3. Automatic signal) No control provided - - - -	4758	5508
4. Stop signs) Not stated - - - - - - - -	113	38
5. Warning signs; slow, etc.)		
6. No control functioning)		
7. Not stated)		
Total accidents	<u>8836</u>	<u>9375</u>

We find again as in previous years that too many accidents are happening because one or more drivers involved in accidents are failing to observe the signs and signals that have been installed for their benefit and protection. We find too that many accidents occur where there are no signs or signals to aid the motorist, yet this is obviously no basis for installing such signs and signals when taken alone.

There is support to be found here for the contention made previously that it is bad traffic economy to eliminate operation of traffic lights during certain hours on arterial highways. Certainly there have been very many serious personal injury accidents which might have been prevented at such intersections had the traffic lights been in operation. At least it is fair to assume that at least one of the drivers involved would have observed the regulation.

CONDITION OF DRIVER

	<u>1938</u>	<u>1939</u>
1. Under influence of alcohol	597	732
2. Physical defect (eyesight, etc.)	81	36
3. Other defects	36	23
4. No defect apparent	15944	16999
5. Not stated	185	62
Total Drivers analyzed	16843	17852

Here again, as in 1938, we find a slight increase of cases involving driving while under the influence of alcohol. Under our present enforcement system it is quite necessary to rely on the officers ability to recognize objective symptoms of intoxication sufficient upon which to base an arrest and possible conviction, so that where the officer feels there is insufficient evidence no arrest is made. However, it is believed that driving ability is impaired in most cases of alcohol consumption. It is expected that during 1940 more work will be done in this respect and will be augmented in each case by a chemical test for intoxication. Further, attitudes of both the citizen and the police officer must be changed. This violation should and will be eventually considered, as an anti-social act.

WEATHER CONDITIONS
CONDITION OF PEDESTRIAN

	<u>1938</u>	<u>1939</u>
1. Clear weather	2159	169
2. Under influence of alcohol, etc.	21	7
3. Physical defects (eyesight, etc.)	4	3
4. No defect apparent	631	563
5. Not stated	0	38
Total accidents	631	563
Total pedestrians analyzed	711	680

Here too we find intoxication on the increase. Under a new policy adopted during 1939 because of the prevalence of this type of pedestrian accident, the bureau now prosecutes the pedestrian for being intoxicated, which in addition to the injury already suffered will eventually prove helpful in reducing this type of accident. In a few cases during 1939 pedestrians were subjected to this type of treatment and results are expected from a continuation of this policy. Certainly if a driver intoxicated he should be prosecuted, and particularly so when he has thereby caused an accident. The same logic should be followed in the case of the intoxicated pedestrian who staggers out into the street and thereby becomes a hazard to the motorist which difficult to overcome.

The last tabulation, above, is more fully covered in a special study of these conditions on page 9 of this report, which brings out the more important relationships for a five year period.

There is no further comment made here as to road, weather and light conditions since the relationship of these factors to the whole show no great change over previous years, and any use of the figures must be in relationship to the whole. Facts themselves are valueless. They are only useful when considered in their relation to other things.

ROAD CONDITION

	<u>1938</u>	<u>1939</u>
1. Road under repair	172	139
2. Obstruction not lighted	87	55
3. Other defect	44	30
4. No defect-	8403	9117
5. Not stated	130	34

The accident reports of our Traffic Bureau are the best possible determining the effectiveness of the whole traffic program. The traffic bureau keeps many day to day records which serve as indexes for the various phases of traffic administration.

Total accidents 8836 • 9375

ROAD SURFACE

	<u>1938</u>	<u>1939</u>
1. Dry	5972	6833
2. Wet, snowy, icy, etc.	2732	2405
3. Not stated definitely; no record	132	147
Total accidents	<u>8836</u>	<u>9375</u>

To all persons and organizations who have in any way contributed in this work we express our sincere appreciation, and urge they continue their helpfulness throughout 1940.

WEATHER CONDITIONS

	<u>1938</u>	<u>1939</u>
1. Clear weather	6229	7712
2. Cloudy, fog, raining, snowing, etc.	2480	1616
3. Not stated definitely; no record	127	147
Total accidents	<u>8836</u>	<u>9375</u>

LIGHT CONDITIONS

	<u>1938</u>	<u>1939</u>
1. Daylight	5220	5214
2. Dusk or semi-darkness	705	714
3. Darkness-street lights	2785	3400
4. Darkness-no street lights	17	4
5. Not stated	108	43
Total accidents	<u>8836</u>	<u>9375</u>

The last tabulation, above, is more fully covered in a special study of light conditions on page 9 of this report, which brings out the more important relationships for a five year period.

There is no further comment made here as to road, weather and light conditions since the relationship of these factors to the whole show no great change over previous years, and any use of the figures must be in relationship to the whole. Facts themselves are valueless. They are only useful when considered in their relation to other things.



W. E. ALLEN

DIVISION OF POLICE

January 11, 1940.

Chief of Police

The education, engineering and enforcement program of this department are based, practically speaking, on the factual information obtained from a careful study of the information found in the various accident reports. It is only by use of the factual material thus made available that the various programs can be effectively co-ordinated into efficient administration of the whole.

Annual report of the women's bureau for the year

The accident report as analyzed is one of the best possible indexes for determining the effectiveness of the whole traffic program. The traffic bureau keeps many day to day records which serve as indexes for the various phases of traffic administration.

796 less than last year.

3242 Office interviews in regard to Complaints.

406 less than last year.

It is hoped that this report of the activities of the bureau for 1939 have set forth the most essential records of our successes and failures. Certainly we are on the right path in traffic administration and it is hoped that worthwhile reductions in serious injury and fatal accidents will continue to accrue to the citizens as a direct result of our efforts.

Felonies. 4 Attempt Rape

2 Bastardy

To all persons and organizations who have in any way contributed in this work we express our sincere appreciation and thanks, and urge they continue their helpfulness throughout 1940.

5 Rape

1 Sodomy

Misdemeanors. 5 Adultery

8 Assault & Battery

1 Bench Warrant

3 Complaining Witness

10 Contributing to the Delinquency of a Minor

4 Drunk & Disorderly

1 Engaging in Game of Chance

13 Exhibiting Gambling Device

4 Fornication

7 Held for Dr. Pauli

6 Indecent Exposure

2 Indecent Liberties

1 Lunacy Warrant

1 Malicious Destruction of Property

8 Molesting

5 Neglect of Minor Children

2 Peace Warrant

1 Petit Larceny

2 Obtaining Goods by False Pretenses

2 Practicing Medicine without a License

1 Practicing Osteopathy without a License

33 Safekeeping

3 Suspicion

6 Suspicious Person

2 Vagrancy

3 Vio. Dance Hall Ordinance

3 Vio. Fortune Telling Ordinance

1 Vio. Street Trade Ordinance

1 Vio. Traffic Ordinance



CITY OF TOLEDO

OHIO

RAY E. ALLEN
Chief of Police

DIVISION OF POLICE

January 11, 1940.

Annual report of the women's bureau for the year of 1939.

5029 Investigations on Complaints.
796 less than last year.
3242 Office interviews in regard to Complaints.
406 less than last year.

ARRESTS: 161 Arrests (adult) made by policewomen 23 more than last year. 17 Felonies. 144 Misdemeanors.

Felonies.

- 4 Attempt Rape
- 2 Bastardy
- 1 Checks - Insufficient Funds
- 2 Forgery
- 2 Incest
- 5 Rape
- 1 Sodomy

Misdemeanors.

- 5 Adultery
- 8 Assault & Battery
- 1 Bench Warrant
- 3 Complaining Witness
- 10 Contributing to the Delinquency of a Minor
- 4 Drunk & Disorderly
- 1 Engaging in Game of Chance
- 13 Exhibiting Gambling Device
- 4 Fornication
- 7 Hold for Dr. Pauli
- 6 Indecent Exposure
- 2 Indecent Liberties
- 1 Lunacy Warrant
- 1 Malicious Destruction of Property
- 8 Molesting
- 5 Neglect of Minor Children
- 2 Peace Warrant
- 1 Petit Larceny
- 2 Obtaining Goods by False Pretenses
- 2 Practicing Medicine without a License
- 1 Practicing Osteopathy without a License
- 38 Safekeeping
- 3 Suspicion
- 6 Suspicious Person
- 2 Vagrancy
- 3 Vio. Dance Hall Ordinance
- 3 Vio. Fortune Telling Ordinance
- 1 Vio. Street Trade Ordinance
- 1 Vio. Traffic Ordinance



CITY OF TOLEDO

OHIO

DIVISION OF POLICE

RAY E. ALLEN
Chief of Police

Juvenile. 101 Boys and girls taken in custody, under 18 yrs.

WOMEN'S DETENTION QUARTERS:

1637 Women admitted and cared for in bureau.

Cost of repairs \$25.00.
Cost of supplies \$50.00.

MISCELLANEOUS:

216 Cases in Court
13,276 Dance Hall Permits
170 Dance Hall License Applications
356 Hours Patrolling
166 Statements
166 Letters
2 Out of Toledo Visits
77 Missing People Located
2479 Visits to Beer Gardens, Dance Halls and other
public places. 424 more than last year.

RECOVERED PROPERTY:

1 Watch - Value \$45.00.
Clothes - Value \$35.00.

CONFISCATED:

221 Punch Boards
895 Magazines taken off racks
227 Magazine racks censored

PUBLIC TALKS

72 Appearances
9977 Attendance

5. Capt., No. 2 Station
3. Inspector of Police
4. Inspector of Police