


**DIVISION
of
POLICE**



**City
of
Toledo, Ohio**

**ANNUAL
REPORT**

1968 & 1969

CITY OF TOLEDO OHIO



JAMES B. DAKEN
CITY MANAGER

DONALD R. SHANTEAU
SAFETY DIRECTOR

DIVISION OF POLICE

SAFETY BUILDING
525 NO. ERIE STREET
TOLEDO, OHIO 43624

ROBERT J. DUCK
CHIEF OF POLICE

LEADS OHQ48Q7



January 30, 1973

To: Mr. D. R. Shanteau, Director of Public Safety
From: Robert J. Duck, Chief of Police
Subject: Annual Reports of the Division of Police for the
Years 1968 and 1969

I herewith submit the Annual Reports of the Division of Police for the years 1968 and 1969, summarizing the record of activities for those years.

The reports for these years were not published previous to this time as the statistical data had not been compiled due to the shortage of personnel in the Police Statistical Section.

Since additional help has been added, we were able to submit the 1970 Annual Report early in the year 1971, and to complete the work necessary to furnish the accompanying reports. With the publication of these reports, we are once again complete in our annual reports of the work of the Division of Police.

This report is offered in my sincere hope that it will provide you and the Administration with a complete guide in measuring the efforts of this division in promoting the general welfare of the citizens of the City of Toledo.

Respectfully submitted,

Robert J. Duck,
Chief of Police

RJD:bg

INDEX

Page

Administrative Staff and Unit Command

Crime Prevention Bureau

Departmental Juvenile
Cited and Adjusted
Juvenile Arrests - Sex

'A'

Section

1968

Known Offenses

Census Tract	14
Month of Occur	14-1
Class I Offenses	15
Class I and II Offenses	16
Class I and II Offenses (Juvenile)	17
Rate Per Population	18
Value of Property	19
Value of Property by Type of Crime	20

Letter of Transmittal

Personnel

Promotions	1
Retirements	2
Pensioners - Deceased	3
Resignations	4

Persons Charged

Age	12-13
Race	12-13
Sex	12-13

Property Stolen and Recovered

4-5

I N D E X

	<u>Page</u>
Administrative Staff and Unit Command - - - - -	2
Crime Prevention Bureau	
Departmental Juvenile Arrests -	
Cited and Adjusted - - - - -	11
Juvenile Arrests - Sex and Age - - - - -	12
Known Offenses	
Census Tract Map - - - - -	14
Month of Occurrence - - - - -	6-7
Class I Offenses - - - - -	15
Class I and II Offenses - - - - -	16
Class I and II Offenses (Juvenile) - - - - -	17
Rate Per Population - - - - -	10
Value of Property Stolen and Recovered - - - - -	8
Value of Property Stolen and Recovered by Type of Crime - - - - -	9
Letter of Transmittal	
Personnel	
Promotions - - - - -	3
Retirements - - - - -	4
Pensioners - Deceased - - - - -	5
Resignations - - - - -	4
Persons Charged	
Age - - - - -	12-13
Race - - - - -	12-13
Sex - - - - -	12-13
Property Stolen and Recovered - - - - -	8-9

ADMINISTRATIVE STAFF AND UNIT COMMAND

ANTHONY A. BOSCH

CHIEF OF POLICE

Deputy Chief - Traffic Bureau	Howard M. Tripp
Deputy Chief - Bureau of Identification and Records	William G. Wiener
Deputy Chief - Detective Bureau	Edward J. Nasser
Deputy Chief -	Erwin P. Oehlers
Deputy Chief - Uniform Branch	Robert J. Duck
Deputy Chief - Communications & Personnel	Thurman L. Leighton
Captain - Uniform Shift	Michael D. Liwo
Captain - Uniform Shift	William C. Knitt
Captain - Uniform Shift	Robert E. Gray
Captain - Detective Bureau Shift	William J. Gray
Captain - Detective Bureau Shift	Thomas C. O'Leary
Captain - Detective Bureau Shift	Raymond C. Vetter
Captain - Crime Detection Laboratory	Ted B. Kwiatkowski
Captain - Detectives - Crimes Against Property)	Marion A. Davey
- Detectives - Crimes Against Persons)	
Captain - Bureau of Identification and Records	Ferdinand Wiegand
Captain - Academy and Training	Merl A. Gladieux
Captain - Crime Prevention Bureau	Kenneth C. Rebensal
Secretary of Police	Cornelius O. Petersen

P R O M O T I O N S

1968

January 1, 1968	Raymond C. Vetter	Captain
January 1, 1968	Arnold Grimes	Lieutenant
February 1, 1968	Norbert Declercq	Lieutenant
February 6, 1968	Robert Lewandowski	Sergeant
February 6, 1968	John Szyperski	Sergeant
February 6, 1968	Sam Mihailoff	Sergeant
February 6, 1968	Richard Gawronski	Sergeant
July 1, 1968	Richard Langenderfer	Sergeant
August 23, 1968	Ferdinand Wiegand	Captain
September 27, 1968	Norman Mouch	Lieutenant
December 20, 1968	Raymond Nowak	Sergeant

R E S I G N A T I O N S

1968

January 2, 1968	Laurel A. Swartz	Patrolman
March 4, 1968	Gerald Miller	Patrolman
March 8, 1968	Kit Abbey	Patrolman
April 3, 1968	Arthur Shirey	Cadet
April 5, 1968	Gary Friend	Cadet

R E T I R E M E N T S

1968

January 1, 1968	Owen S. Green	Captain
January 1, 1968	Woodrow Zietler	Lieutenant
March 1, 1968	Robert Markee	Patrolman
March 11, 1968	Merlin Schroeder	Patrolman
May 1, 1968	Thomas Case	Captain
July 1, 1968	Ronald Ludwikowski	Sergeant
December 31, 1968	Harry Michalak	Sergeant
December 31, 1968	Leo Niese	Sergeant
December 31, 1968	Joseph Hoye	Patrolman
December 31, 1968	Anthony Iwinski	Patrolman
December 31, 1968	John Masney	Patrolman
December 31, 1968	Anthony Nowak	Patrolman

DECEASED PENSIONERS

1968

February 26, 1968	Henry B. Rabe
June 9, 1968	George E. Geisert
July 5, 1968	Ernest M. Carl
August 20, 1968	Leonard D. Mills
August 31, 1968	Kenneth Jameson
September 7, 1968	John J. Mullen

KNOWN OFFENSES BY MONTH - 1968

	JAN.	FEB.	MARCH	APRIL	MAY	JUNE	JULY	AUG.	SEPT.	OCT.	NOV.	DEC.	TOTAL
RAPE													
FORCE	3	9	8	5	4	4	4	7	3	3	5	1	56
ASSAULT TO RAPE -ATTEMPTS	5	1	3	-	4	5	2	4	2	3	-	1	30
TOTAL	8	10	11	5	8	9	6	11	5	6	5	2	86
ROBBERY													
HIGHWAY, STREET, ETC.	67	53	69	69	51	63	63	61	51	40	53	43	683
COMMERCIAL HOUSE	17	26	15	17	12	6	9	9	13	10	9	3	146
GAS STATION	3	8	2	7	3	5	5	5	5	4	6	5	58
CHAIN STORE	-	1	1	1	-	-	1	2	-	-	1	-	7
RESIDENCE	10	8	14	5	5	5	7	5	6	6	7	6	84
BANK	-	1	-	1	-	-	1	-	1	1	-	1	6
MISCELLANEOUS	1	4	2	1	1	8	6	2	5	7	4	2	43
TOTAL	98	101	103	101	72	87	92	84	81	68	80	60	1027
BURGLARY													
RESIDENCE -DWELLING-													
1. NIGHT	79	95	101	66	59	68	102	78	67	97	85	79	976
2. DAY	42	47	62	39	61	67	69	69	75	93	47	33	704
3. UNKNOWN	9	13	19	8	12	10	20	19	22	18	8	13	171
NONRESIDENCE													
1. NIGHT	143	173	181	164	127	130	119	118	104	101	91	103	1554
2. DAY	5	4	6	7	19	5	11	14	6	12	4	7	100
3. UNKNOWN	10	6	7	7	12	11	21	10	18	10	6	8	126
TOTAL	288	338	376	291	290	291	342	308	292	331	241	243	3631
LARCENY - VAULE													
OVER \$50	171	162	196	210	254	250	241	230	201	307	275	266	2763
\$5 TO \$50	349	410	429	609	610	684	685	733	518	559	479	499	6564
UNDER \$5	76	144	179	150	142	161	152	161	131	151	137	221	1805
TOTAL	596	716	804	969	1006	1095	1078	1124	850	1017	891	986	11132
LARCENY - NATURE													
POCKET PICKING	10	13	8	13	9	13	11	16	13	6	11	7	132
PURSE SNATCHING	15	15	18	26	9	7	14	10	5	11	14	17	161
SHOPLIFTING	59	109	156	117	112	97	89	107	103	123	138	118	1328
THEFT FROM AUTOS	117	128	154	138	152	186	150	164	123	210	187	199	1908
THEFT -ACCESSORIES-	141	130	153	162	167	167	147	196	164	177	211	172	1991
BICYCLES	15	48	60	208	213	241	290	276	172	142	70	23	1758
FROM BUILDINGS	166	183	166	178	189	198	200	185	128	196	171	187	2147
FROM COIN-OPR. MACH.	3	14	4	11	1	18	7	4	11	8	5	6	92
ALL OTHER	70	76	85	116	150	168	170	166	131	142	84	257	1615
TOTAL	596	716	804	969	1006	1095	1078	1124	850	1017	891	986	11132
AUTO THEFTS	105	148	106	94	136	162	108	135	99	127	120	84	1424

ACTUAL OFFENSES BY MONTH OF OCCURRENCE

TYPE OF OFFENSE	JAN	FEB	MARCH	APRIL	MAY	JUNE	JULY	AUG	SEPT	OCT	NOV	DEC	TOTAL
CLASS 1 OFFENSES-----													
CRIMINAL/HOMICIDE-----													
MURDER/MONIEG, MANSLGHTR	3	3	4	2	2	-	2	-	-	3	2	1	22
MANSLGHTR BY NEGLIGENCE	1	2	-	-	1	2	1	3	2	1	2	1	16
RAPE	8	10	11	5	8	9	6	11	5	6	5	2	86
ROBBERY	98	101	103	101	72	87	92	84	81	68	80	60	1027
AGGRAVATED ASSAULT	38	45	24	25	39	39	45	35	32	30	40	27	419
BURGLARY, 3E	288	338	376	291	290	291	342	308	292	331	241	243	3631
LARCENY-THEFT-----													
\$50 AND OVER	171	162	196	210	254	250	241	230	201	307	275	266	2763
UNDER \$50	425	554	608	759	752	845	837	894	649	710	616	720	8369
AUTO THEFT	105	148	106	94	136	162	108	135	99	127	120	84	1424
TOTAL CLASS 1 OFFENSES	1,137	1,363	1,428	1,487	1,554	1,685	1,674	1,700	1,361	1,583	1,381	1,404	17,757
CLASS 2 OFFENSES-----													
OTHER ASSAULTS	205	268	325	288	393	525	416	442	390	467	398	293	4,410
FORGERY & COUNTERFEITING	18	37	47	27	31	63	45	23	21	31	53	17	413
EMBEZZLEMENT AND FRAUD	90	148	100	105	122	131	105	104	81	76	53	30	1,145
STOLEN PROPERTY	4	0	4	9	8	6	9	9	7	18	6	7	87
WEAPON OFFENSES	25	17	21	25	30	36	17	29	19	31	19	41	310
COMMERCIALIZED VICE	9	4	5	8	13	0	17	16	8	9	6	13	108
SEX OFFENSES	41	74	52	50	63	52	56	55	54	63	61	35	646
FAMILY OFFENSES	40	44	43	39	38	35	46	48	35	45	25	36	474
NARCOTIC DRUG LAWS	3	1	2	2	1	1	0	3	1	3	1	1	19
STATE LIQUOR LAWS	17	27	15	9	22	22	17	10	10	15	21	6	192
DRUNKENNESS	348	327	419	362	520	511	500	667	569	825	494	414	5,656
DISORDERLY CONDUCT	133	146	177	178	184	194	229	179	206	177	181	103	2,087
VAGRANCY	12	10	5	12	8	17	13	36	15	14	17	14	173
GAMBLING	19	10	14	20	13	28	36	10	11	17	27	18	223
DRIVING INTOXICATED	101	122	160	97	121	145	112	116	117	127	159	163	1,538
ROAD & DRIVING LAWS	357	322	359	362	429	443	541	464	417	387	361	362	4,834
PARKING VIOLATIONS	1	1	0	0	0	0	0	0	0	0	0	0	2
TRAFFIC LAWS	82	89	102	102	97	110	121	126	112	82	84	79	1,186
ALL OTHER OFFENSES	770	756	1,038	1,380	1,276	1,241	1,208	1,101	1,154	1,309	1,145	805	13,233
TOTAL CLASS 2 OFFENSES	2,276	2,403	2,969	3,075	3,369	3,557	3,488	3,438	3,227	3,396	3,101	2,437	36,736
CLASS 3 OFFENSES-----													
FEDERAL OFFENSES	8	13	25	15	9	23	17	25	14	14	12	7	182
NON-OFFENSE ARRESTS	97	69	85	72	120	80	76	87	51	82	112	43	974
TOTAL CLASS 3 OFFENSES	105	82	110	87	129	103	93	112	65	96	124	50	1,156
GRAND TOTAL	3,518	3,848	4,507	4,649	5,052	5,345	5,255	5,250	4,653	5,075	4,606	3,891	55,649

VALUE OF PROPERTY STOLEN AND RECOVERED -1968-

	JAN.	FEB.	MARCH	APRIL	MAY	JUNE	JULY	AUG.	SEPT.	OCT.	NOV.	DEC.	TOTAL
CURRENCY STOLEN	28727	39601	31570	52495	32021	35395	45870	25483	32231	54820	35866	41679	455758
CURRENCY RECOVERED	1065	1284	631	1721	930	3739	9041	11948	5578	3129	453	1338	40857
JEWELRY STOLEN	11994	15124	7676	8482	10614	12521	6333	9236	18184	10696	30145	22203	163208
JEWELRY RECOVERED	371	2985	162	174	2299	1204	1245	2692	3083	289	4107	364	18975
FURS STOLEN	2199	1250	1900	-	1200	900	2700	-	659	1775	21117	22247	55947
FURS RECOVERED	-	200	-	-	-	-	-	2700	-	-	-	-	2900
CLOTHING STOLEN	12704	11647	11087	8917	10653	9600	8413	7284	8544	15794	12465	21465	138573
CLOTHING RECOVERED	591	993	476	1249	711	725	1066	1836	905	841	2948	931	13272
AUTOMOBILES STOLEN	106703	147210	83830	81714	126849	168682	95452	156598	66338	81315	94920	64986	1274597
AUTOMOBILES RECOVERED	98651	134073	98635	90744	125637	155098	103190	121325	75415	83705	97315	51026	1234814
MISCELLANEOUS STOLEN	41988	61965	58495	56758	124537	62483	62403	72707	80287	67404	83513	80470	859010
MISCELLANEOUS RECOVERED	3119	7853	6528	4298	7665	12034	9433	9968	5288	6661	6112	4165	83124
TOTAL STOLEN	204315	276797	194558	208366	305874	295531	221171	271308	206243	231804	278026	253050	2947093
TOTAL RECOVERED	103797	147388	106432	98186	137242	172800	123975	150469	90269	94625	110935	57824	1393942

VALUE OF PROPERTY STOLEN PER MONTH BY TYPE OF CRIME -1968-

	JAN.	FEB.	MARCH	APRIL	MAY	JUNE	JULY	AUG.	SEPT.	OCT.	NOV.	DEC.	TOTAL
ROBBERY													
HIGHWAY, STREET, ETC.	2548	4157	3407	3768	3063	3302	3589	3713	1687	1850	3067	2539	36690
COMMERCIAL HOUSE	4305	6990	3423	4001	1226	203	1484	868	4395	4466	5450	307	37618
GAS STATION	679	1075	95	339	130	411	362	632	811	267	123	748	5872
CHAIN STORE	-	500	1000	299	-	-	-	500	-	-	150	-	2449
RESIDENCE	1048	1475	283	327	110	236	1293	568	1392	525	457	439	8153
BANK	-	5970	-	8500	-	-	11817	-	4158	358	609	16000	47054
MISCELLANEOUS	87	309	46	540	10	99	753	214	358	417	185	50	3951
TOTAL	8667	20476	8754	17774	5004	4669	19298	6695	12801	8134	9432	20083	141787
BURGLARY													
RESIDENCE -DOWELLING-	10046	24746	14952	8296	10039	12427	9986	11563	11489	19384	14091	27339	174358
1. NIGHT	5958	8585	6691	8011	7454	7519	9485	9932	17654	9388	8684	12626	111987
2. DAY	884	1345	5102	773	2110	3501	2048	3093	4516	6338	883	2069	32662
3. UNKNOWN	-	-	-	-	-	-	-	-	-	-	-	-	-
NONRESIDENCE -STORE-	27916	29370	26741	25016	36516	25988	19543	22058	18788	34326	39283	14858	321303
1. NIGHT	45	316	318	83	612	310	229	916	1250	356	896	2057	7388
2. DAY	209	405	1430	4217	4202	536	431	753	1782	2172	27664	30248	74049
3. UNKNOWN	-	-	-	-	-	-	-	-	-	-	-	-	-
TOTAL	45058	64767	55234	46396	60933	50281	41722	49215	55479	71964	91501	89197	721747
LARCENY - VALUE													
OVER \$50	35183	34027	36234	47204	96716	54718	47397	40408	59156	56866	70008	68452	646369
\$5 TO \$50	8550	10047	10251	15018	16124	16967	17044	18058	12286	13334	11835	9877	159391
UNDER \$5	154	270	255	260	248	264	258	334	213	191	330	455	3232
TOTAL	43887	44344	46740	62482	113088	71949	64699	58800	71655	70391	82173	78784	808992
LARCENY - NATURE													
POCKET PICKING	979	415	797	1085	992	1709	1973	802	2048	2255	1831	1421	16307
PURSE SNATCHING	235	976	637	655	923	50	251	272	21	117	564	482	5183
SHOPLIFTING	1261	1859	1085	1798	2961	825	1459	1193	1664	2283	2582	1297	20267
THEFT FROM AUTOS	16922	14757	15127	16406	57667	18828	12137	12854	12987	24765	21860	21428	245738
THEFT - ACCESSORIES-	4653	5031	6482	7536	8058	7421	11775	9783	8662	8853	11389	7585	97228
BICYCLES	436	1383	1720	5892	6334	6946	8174	7748	4413	4372	2164	625	50207
FROM BUILDING	14842	13795	16026	23230	23576	20649	23058	18392	16296	16578	25645	19179	231466
FROM COIN-OPR. MACH.	29	110	63	36	10	99	179	53	522	226	24	42	1395
ALL OTHER	4530	6018	4903	5842	12567	15222	5693	7703	25042	10942	16114	26725	141201
TOTAL	43887	44344	46740	62482	113088	71949	64699	58800	71655	70391	82173	78784	808992
AUTO THEFT													
	106703	147210	83830	81714	126849	168682	95452	156598	66308	81315	94920	64986	1274567

KNOWN OFFENSE TOTALS, PERCENTAGE CLEARED BY ARREST,
RATE PER 100,000 POPULATION

	<u>1968</u>	<u>1967</u>	<u>1966</u>	<u>1965</u>	<u>1964</u>
MURDER					
Known Offenses	22	34	26	20	9
Pct. Cleared by Arrest	72.7	76.5	92.3	100.0	77.8
Rate Per 100M	5.7	8.6	6.5	5.0	2.4
NEGLIGENT MANSLAUGHTER					
Known Offenses	16	27	29	22	15
Pct. Cleared by Arrest	106.3	96.3	100.0	95.5	80.0
Rate Per 100M	4.1	6.8	7.3	5.6	4.1
FORCIBLE RAPE					
Known Offenses	86	77	65	45	53
Pct. Cleared by Arrest	77.9	67.5	80.0	84.4	75.8
Rate Per 100M	22.5	19.5	16.4	11.4	14.3
ROBBERY					
Known Offenses	1027	1063	660	487	405
Pct. Cleared by Arrest	28.1	37.6	31.1	37.6	45.0
Rate Per 100M	269.9	269.2	167.5	124.0	110.8
AGGRAVATED ASSAULT					
Known Offenses	419	401	391	307	310
Pct. Cleared by Arrest	84.5	88.3	90.3	93.2	93.5
Rate Per 100M	109.9	101.5	99.2	78.2	84.8
BURGLARY					
Known Offenses	3631	4137	3374	3096	2543
Pct. Cleared by Arrest	30.4	25.7	21.5	23.9	31.2
Rate Per 100M	952.7	1047.7	856.3	788.7	695.8
LARCENY-\$50 & OVER					
Known Offenses	2763	2746	2417	2311	2021
Pct. Cleared by Arrest	14.0	13.5	14.1	13.0	14.4
Rate Per 100M	725.0	695.4	613.4	588.7	552.7
LARCENY UNDER \$50 VALUE					
Known Offenses	8369	7888	7580	7851	8159
Pct. Cleared by Arrest	25.0	22.4	23.5	23.2	20.4
Rate Per 100M	2196.0	1997.7	1923.8	2000.0	2231.4
AUTO THEFT					
Known Offenses	1424	1882	1358	1161	884
Pct. Cleared by Arrest	35.0	33.4	32.5	41.6	40.5
Rate Per 100M	373.6	476.6	344.6	295.7	241.8
TOTAL					
Known Offenses	17757	18255	15900	15300	14399
Pct. Cleared by Arrest	27.2	25.7	24.9	25.5	25.3
Rate Per 100M	4659.4	4623.4	4035.5	3898.0	3937.9
TOTAL					
Serious Offenses	9372	10340	8291	7427	6225
Pct. Cleared by Arrest	9.3	28.0	25.8	20.5	31.5
Rate Per 100M	2459.2	2618.8	2104.3	1892.2	1684.0

Serious Offenses is a term used to measure crime. It includes seven Offenses; Murder and Non-Negligent Manslaughter, Forcible Rape, Robbery, Aggravated Assault, Burglary-Breaking and Entering, Larceny \$50 and Over and Auto Theft.

The population estimate used as a basis for the crime rate follows:
 1964 estimated population-370,000; 1965 estimated population-372,500;
 1966 estimated population-375,000; 1967 estimated population-377,500;
 1968 estimated population-380,000.

	JUV BOYS CITED COURT	JUV GIRLS CITED COURT	JUV BOYS CASE ADJ.	JUV GIRLS CASE ADJ.	TOTAL CITED COURT	TOTAL CASE ADJ.	GRAND TOTAL
CLASS 1 OFFENSES							
1 CRIMINAL HOMICIDE	0	0	1	0	0	1	1
A- MURDER, NONNEG. MANSL.	0	0	0	0	0	0	0
B- MANSL. BY NEGLIGENCE	0	0	0	0	0	0	0
2 RAPE	0	0	6	6	0	6	6
3 ROBBERY	7	1	48	3	8	51	59
4 AGGRAVATED ASSAULT	1	0	9	2	1	11	12
5 BURGLARY	59	2	183	4	61	187	248
6 LARCENY							
A- \$50 AND OVER	33	1	45	5	34	50	84
B- UNDER \$50	259	37	434	171	296	605	901
7 AUTO THEFT	14	0	140	6	14	146	160
TOTAL CLASS 1 OFFENSES	373	41	866	191	414	1057	1471
CLASS 2 OFFENSES							
8 OTHER ASSAULTS	261	49	88	17	310	105	415
9 FORGERY, COUNTERFEITING	3	0	9	1	3	10	13
10 EMBEZZLEMENT, FRAUD	5	0	8	2	5	10	15
11 STOLEN PROPERTY	26	0	39	1	26	40	66
12 WEAPON OFFENSES	78	0	45	0	78	45	123
13 COMMERCIALIZED VICE	0	0	1	2	0	3	3
14 SEX OFFENSES	42	5	41	9	48	50	98
15 FAMILY OFFENSES	0	0	0	0	0	0	0
16 NARCOTIC DRUG LAWS	0	0	1	0	0	1	1
17 STATE LIQUOR LAWS	0	0	15	3	6	18	24
18 DRUNKENNESS	5	1	149	12	17	161	178
19 DISORDERLY CONDUCT	12	5	147	29	766	176	942
20 VAGRANCY	615	151	147	0	0	0	0
21 GAMBLING	0	0	5	0	0	5	5
22 DRIVING INTOXICATED	0	0	12	0	0	12	12
23 ROAD AND DRIVING LAWS	89	5	2590	429	94	3019	3113
24 PARKING VIOLATIONS	0	0	0	0	0	0	0
25 TRAFFIC LAWS	0	0	381	37	0	418	418
26 ALL OTHER OFFENSES	1098	256	1333	487	1354	1820	3174
TOTAL CLASS 2 OFFENSES	2235	472	4864	1029	2707	5893	8600
CLASS 3 OFFENSES							
27 SUSPICION	0	0	0	0	0	0	0
28 FEDERAL OFFENSES	0	0	21	0	0	21	21
29 NON-OFFENSE ARRESTS	5	3	274	205	8	479	487
TOTAL CLASS 3 OFFENSES	5	3	295	205	8	500	508
GRAND TOTAL	2613	516	6025	1425	3129	7450	10579

AGE, SEX AND RACE OF PERSONS ARRESTED
under 18 years of age
(Include those released without having been formally charged)

CLASSIFICATION OF OFFENSES	SEX	AGE						Total Under 18	RACE											
		10 and Under	11-12	13-14	15	16	17		White	Negro	Indian	Chinese	Japanese	All Other						
Murder and Nonnegligent Manslaughter	01a	Male																		
		Female																		
Manslaughter by Negligence	01b	Male					1	1	1											
		Female																		
Forcible Rape	02	Male	2	2			1	3		2	6									
		Female																		
Robbery	03	Male	11	13	12	20	25	36	124											
		Female	6	2	2	1			11	30	105									
Aggravated Assault (Return B-4a-d)	04	Male	1		4	1	2	2	10	5	7									
		Female							2											
Burglary--Breaking or Entering	05	Male	95	94	153	102	53	72	523											
		Female	6	4	8			2	18	281	315									
Larceny-Theft (Except Auto Theft)	06	Male	208	227	333	159	132	123	182											
		Female	24	51	87	43	36	53	204	928	548									
Auto Theft	07	Male	1	13	25	28	32	51	201	175	144									
		Female				1	5	3	16											
Other Assaults (Return B - 4e)	08	Male	87	90	123	59	65	58	488											
		Female	21	9	32	8	12	7	89	315	262									
Arson	09	Male	5	5	3	3	4	1	21	9	14									
		Female				1	1		2											
Forgery and Counterfeiting	10	Male	1			3	8	5	17											
		Female			1			1	2	15	4									
Fraud	11	Male	2	1	4	4	1	3	15											
		Female						1	2	12	5									
Embezzlement	12	Male							1	1										
		Female																		
Stolen Property; Buying, Receiving, Possessing	13	Male	7	8	21	13	10	9	68	32	38									
		Female						1	2											
Vandalism	14	Male	139	101	145	46	32	35	498											
		Female	9	14	8	2	2	5	40	387	151									
Weapons; Carrying, Possessing, etc.	15	Male	8	20	49	17	15	17	126	94	33									
		Female			1				1											
Prostitution and Commercialized Vice	16	Male					1	5	1	1	5									
		Female																		
Sex Offenses (Except Forcible Rape and Prostitution)	17	Male	17	17	28	14	9	13	103											
		Female	2	1	4	5	1	3	16	84	35									
Marijuana	18	Male							1											
		Female									1									
Opium or Cocaine and Their Derivatives (Morphine, Heroin, Codeine)	a	Male																		
		Female																		
Marijuana	b	Male																		
		Female																		
Synthetic Narcotics - Manufactured Narcotics Which Can Cause True Drug Addiction (Demerol, Methadones)	c	Male																		
		Female																		
Other - Dangerous Non-Narcotic Drugs (Barbiturates, Benzadrine)	d	Male																		
		Female																		
Gambling	19	Male			3	1		1	5											
		Female								4	1									
Bookmaking (Horse and Sport Book)	a	Male																		
		Female																		
Numbers and Lottery	b	Male																		
		Female																		
All Other Gambling	c	Male			3	1		1	5											
		Female								4	1									
Offenses Against Family and Children	20	Male																		
		Female																		
Driving Under The Influence	21	Male						3	9	11	1									
		Female																		
Liquor Laws	22	Male			4	3	1	12	20											
		Female			1	1	2	1	5	25										
Drunkenness	23	Male		3	19	34	51	71	178											
		Female			5	6	1	6	18	152	43	1								
Disorderly Conduct	24	Male	329	311	414	183	162	143	1539											
		Female	67	87	161	46	39	72	412	200	251									
Vagrancy	25	Male					1		1											
		Female								1										
All Other Offenses (Except Traffic)	26	Male	191	242	438	320	299	258	1755											
		Female	20	41	135	97	90	77	461	1574	642									
Suspicion	27	Male																		
		Female																		
Curfew and Loitering Law Violations	28	Male	2	11	51	63	93	129	773											
		Female	3	3	15	10	22	15	67	273	133									
Run-Aways	29	Male	2	18	46	42	25	20	160											
		Female	4	19	65	53	43	17	201	271	90									
TOTAL			1277	1414	2451	1427	1235	1314	8218	6889	3334									

* 1 boy Poss'n of Narcotic implement only - not categorized

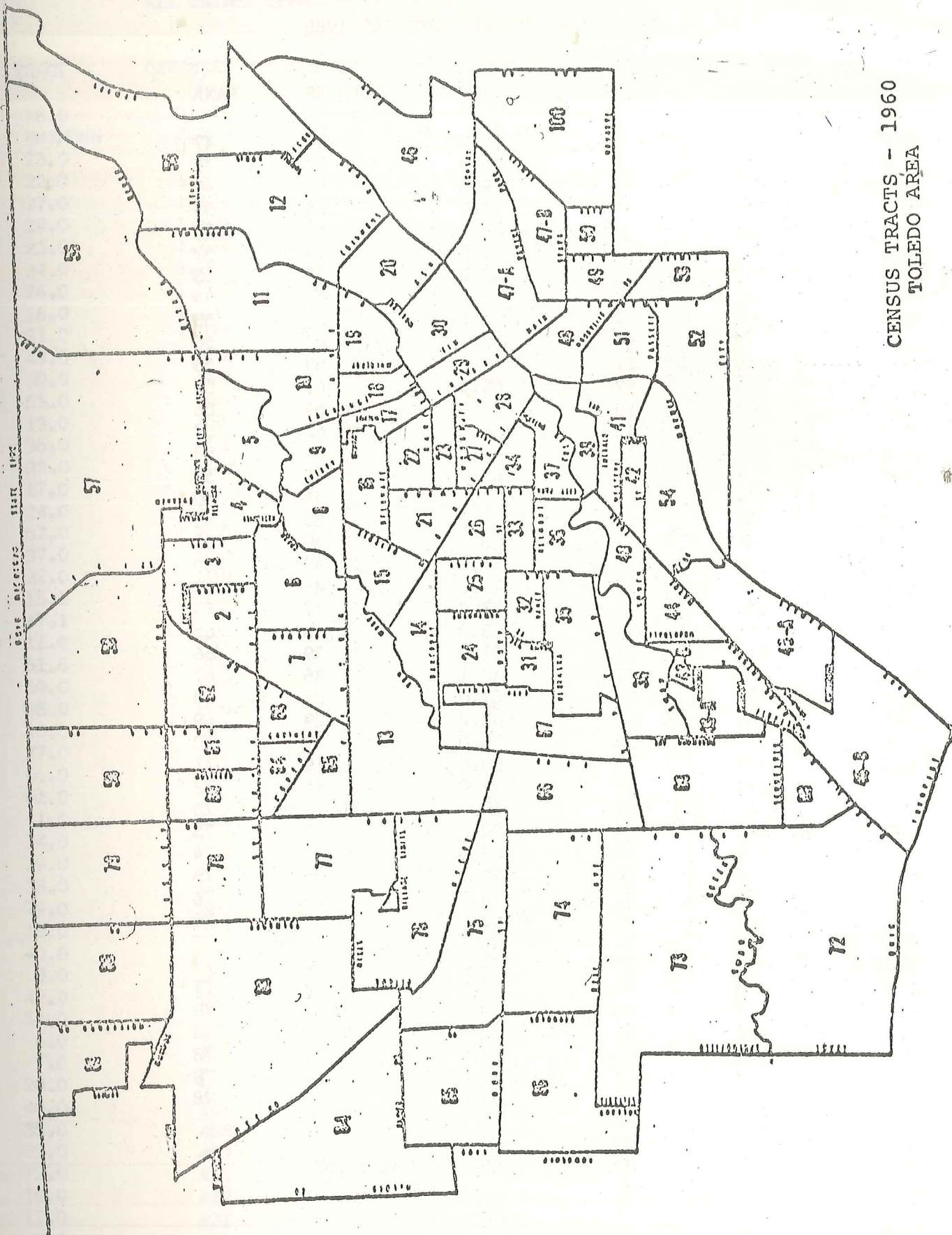
**AGE, SEX AND RACE OF PERSONS ARRESTED
18 years of age and over**

(Include those released without having been formally charged)

CLASSIFICATION OF OFFENSES	SEX	AGE													TOTAL	RACE								
		18	19	20	21	22	23	24	25-29	30-34	35-39	40-44	45-49	50-54		55-59	60-64	65 and over	White	Negro	Indian	Chinese	Japanese	All Other
Murder and Nonnegligent Manslaughter	Male	3	1		1		2		3		1	4	2					18	5	13				
	Female																							
Manslaughter by Negligence	Male		2		2				2		1	1						10	10	1				
	Female																							
Forcible Rape	Male		2	3		1	2	1	3	3								17	8	9				
	Female																							
Robbery	Male	10	10	10	10	6	9	6	18	17	3	3	1					103	33	77	1			
	Female	2	1	1	1	1	1	1	1	1	1	1	1					8						
Aggravated Assault (Return B-4a-d)	Male	2	3	6	2	7	1	2	13	12	3	9	3			5		68	30	53				
	Female	1	1	1	1	1	1	2	5	2	1	1	1					15						
Burglary--Breaking or Entering	Male	38	20	14	12	5	6	4	11	12	3	1	2					130	67	66				
	Female	1	1							1								3						
Larceny-Theft (Except Auto Theft)	Male	47	46	21	25	24	17	12	51	24	26	25	27				27	427	468	317	2			
	Female	37	27	27	26	23	14	17	60	23	24	17	27				8	360						
Auto Theft	Male	18	10	7	8	11	3	3	20	7	4	5	1			3		100	55	47	1			
	Female	2	1		1													3						
Other Assaults (Return B-4e)	Male	44	48	48	49	53	47	28	167	126	76	69	53				24	871	545	416	6			
	Female	4	11	4	7	2	4	4	19	10	9	6	7				3	96						
Arson	Male																	1	1	1				
	Female																							
Forgery & Counterfeiting	Male		5	4	1	4	3	12	10	5	1						1	46	42	16				
	Female		2		1	1		1	4	2	1													
Fraud	Male	10	9	9	17	13	11	14	46	31	26	26	10				12	241	233	107	3			
	Female	2	3	6	5	2	3	7	29	17	10	11	5				2	102						
Embezzlement	Male	1	1			6	4	2										21	17	6	1			
	Female					1												3						
Stolen Property; Buying, Receiving, Possessing	Male	6	4	7	2	2			10	7	3	1						44	21	23				
	Female																							
Vandalism	Male	8	9	8	2	5	3	1	20	9	2	6	3				1	81	62	31	2			
	Female	1	1		1	3	3	1	2	1								14						
Weapons; Carrying, Possessing, etc.	Male		10	5	9	5	4	5	8	26	18	9	11				10	132	64	85				
	Female		1	1	1	2		4	3	1								5						
Prostitution and Commercialized Vice	Male	1	4	3	2	2	1	1	9	8							6	40	41	93	1			
	Female	3	10	9	15	15	8	6	22	5		1	1					95						
Sex Offenses (Except Forcible Rape and Prostitution)	Male	6	8	6	14	9	7	10	26	16	9	14	5				10	151	120	30	2			
	Female																							
Narcotic Drug Laws	Male	12	11	9	3	8	6		10	6	1	5	3				2	76	62	30				1
	Female	3	2	1	1	1	2		4	1	1	1	1					17						
Opium or Cocaine and Their Derivatives (Morphine, Heroin, Codeine)	Male	2		1		1			1	3	1	4	1				1	15	5	11				
	Female																							
Marijuana	Male	5	7	5	2	5	3		3	1			1				1	33	28	9				1
	Female	3		1		1													5					
Synthetic Narcotics - Manufactured Narcotics Which Can Cause True Drug Addiction (Damarol, Methadone)	Male																							
	Female																							
Other - Dangerous Non-Narcotic Drugs (Barbiturates, Benzodrine)	Male	5	3	3		2	2		5		1	1	1					22	28	2				
	Female		2			1			2	1	1							8						
Gambling	Male	1	2	3	5	4	4	5	13	13	15	29	37				18	179	36	170	1			
	Female	1	2	1	1	1	2	6	5		1	4	2				1	28						
Bookmaking (Horse and Sport Book)	Male								5		2	2					2	19	18	1				
	Female																							
Numbers and Lottery	Male	1		2	3	1	2	2	5		7	18	21				13	93	1	92				
	Female	1	2	1	1	1	2	6	5		1	4	2				1	2						
All Other Gambling	Male	1	1	1	2	3	2	3	8	8	8	9	14				3	57	16	50	1			
	Female																							
Offenses Against Family and Children	Male	4	6	9	15	12	16	22	95	78	40	48	25				7	382	195	197	2			
	Female				1	1			4	3	1	1						12						
Driving Under The Influence	Male	28	29	34	40	51	45	202	173	219	229	190					133	1630	1350	379	12			1
	Female	1	1	3	1	1	2	18	15	20	16	17					11	113						
Liquor Laws	Male	10	7	4	2	2	1	17	8	4	9	2					4	79	43	56				
	Female	2			3			1	2		2	1					2	20						
Drunkenness	Male	214	191	147	155	172	126	115	583	474	668	827	795				605	6047	4870	1655	73			1
	Female	9	17	15	10	8	9	70	62	65	84	69					55	552						
Disorderly Conduct	Male	56	44	38	26	40	24	16	61	20	26	37	22				14	444	235	318	3			
	Female	8	9	8	6	5	6	7	20	7	18	3	7				4	112						
Vagrancy	Male	13	7	4	5	1	1	4	17	13	18	27	27				19	215	173	43	4			1
	Female		1		2				1			1					1	6						
All Other Offenses (Except Traffic)	Male	65	43	51	50	51	33	27	151	95	64	65	42				37	815	577	354	3			1
	Female	6	7	2	7	3	7	9	15	16	10	17	8				7	120						
Suspicion	Male																							
	Female																							
TOTAL		678	629	528	548	573	450	406	1856	1358	1394	1619	1416	1030	660	448	486	14079	9363	4593	117	1	4	1

*Note - NARCCTICS - 6 arrests (males) for "implements" (not categorized)
NARCCTICS - 7 male glue sniffers included in "D"

CENSUS TRACTS - 1960
TOLEDO AREA



CLASS #1 OFFENSES BY CENSUS TRACT FOR 1968

TRACT	OFFENSES	RANK	TRACT	OFFENSES	RANK
28.0	794	1	65.0	89	47
25.0	291	2	35.0	87	48
22.0	276	3	19.0	84	49
59.0	243	4	74.0	81	50
13.0	222	5	9.0	80	51
55.0	221	6	3.0	79	52
16.0	211	7	49.0	78	53
29.0	208	8	53.0	75	54
48.0	204	9	4.0	74	55
62.0	203	10	2.0	69	56
17.0	194	11	73.0	69	56
15.0	186	12	85.0	69	56
36.0	184	13	86.0	69	56
47.1	177	14	64.0	62	57
24.0	176	15	31.0	60	58
26.0	176	15	63.0	56	59
79.0	176	15	69.0	51	60
58.0	167	16	5.0	50	61
30.0	166	17	60.0	49	62
23.0	164	18	44.0	48	63
37.0	162	19	75.0	48	63
42.0	162	19	47.2	47	64
57.0	156	20	83.0	43	65
21.0	154	21	61.0	39	66
39.0	153	22	43.1	36	67
10.0	151	23	67.0	31	68
27.0	147	24	43.2	29	69
38.0	147	24	56.0	27	70
40.0	146	25	50.0	19	71
51.0	145	26	71.0	12	72
11.0	144	27	10.0	7	73
UNKNOWN	141	28	80.0	7	73
8.0	139	29	88.0	6	74
41.0	138	30	70.0	5	75
6.0	135	31	76.0	3	76
34.0	135	31	82.0	3	76
33.0	125	32	45.0	2	77
66.0	125	32	81.0	2	77
14.0	123	33	97.0	2	77
32.0	118	34	20.0	1	78
77.0	116	35	43.0	1	78
18.0	114	36	47.0	1	78
72.0	112	37	84.0	1	78
7.0	110	38	91.0	1	78
52.0	106	39			
54.0	106	39			
45.1	105	40			
68.0	100	41			
45.2	98	42			
78.0	97	43			
12.0	95	44			
20.0	94	45			
46.0	89	46			
			GRAND TOTAL	10,579	

ALL CRIMES OFFENSES FOR 1968 BY CENSUS TRACT

TRACT	OFFENSES	RANK	TRACT	OFFENSES	RANK
28.0	5,601	1	9.0	401	54
UNKNOWN	2,924	2	68.0	398	55
25.0	1,765	3	65.0	366	56
22.0	1,596	4	4.0	365	57
27.0	1,484	5	49.0	356	58
29.0	1,405	6	2.0	345	59
23.0	1,320	7	47.2	333	60
34.0	1,251	8	45.1	328	61
26.0	1,249	9	73.0	310	62
16.0	1,136	10	53.0	308	63
21.0	1,077	11	64.0	307	64
48.0	1,074	12	31.0	306	65
30.0	989	13	45.2	303	66
55.0	959	14	86.0	300	67
13.0	945	15	74.0	296	68
36.0	922	16	75.0	286	69
33.0	913	17	85.0	245	70
17.0	906	18	44.0	221	71
24.0	882	19	67.0	212	72
57.0	866	20	60.0	210	73
37.0	820	21	61.0	199	74
32.0	818	22	5.0	197	75
15.0	812	23	63.0	192	76
47.1	729	24	83.0	188	77
11.0	707	25	43.2	185	78
51.0	700	26	69.0	169	79
59.0	683	27	56.0	150	80
58.0	680	28	50.0	131	81
10.0	677	29	43.1	114	82
77.0	673	30	88.0	21	83
66.0	643	31	71.0	18	84
62.0	639	32	80.0	17	85
41.0	629	33	76.0	10	86
14.0	626	34	70.0	9	87
39.0	607	35	10.0	7	88
38.0	606	36	45.0	7	88
79.0	603	37	87.0	7	88
18.0	581	38	82.0	5	89
40.0	575	39	84.0	5	89
8.0	565	40	43.0	4	90
42.0	549	41	81.0	4	90
54.0	548	42	47.0	3	91
6.0	546	43	97.0	3	91
7.0	519	44	1.0	3	91
20.0	513	45	12.0	2	92
46.0	506	46	14.0	2	92
35.0	488	47	17.0	2	92
52.0	459	48	18.0	2	92
72.0	451	49	20.0	2	92
19.0	449	50	22.0	2	92
12.0	421	51	41.0	2	92
3.0	410	52	48.2	2	92
78.0	407	53	51.0	1	93

GRAND TOTAL 56,764

JUVENILE ARRESTS BY CENSUS TRACT
CLASS 1 and CLASS 2

1 9 6 8

TRACT	OFFENSES	RANK	TRACT	OFFENSES	RANK
28.0	794	1	65.0	89	46
25.0	291	2	35.0	87	47
22.0	276	3	19.0	84	48
59.0	243	4	74.0	81	49
13.0	222	5	9.0	80	50
55.0	221	6	3.0	79	51
16.0	211	7	49.0	78	51
29.0	208	8	53.0	75	52
48.0	204	9	4.0	74	53
62.0	203	10	2.0	69	54
17.0	194	11	73.0	69	54
15.0	186	12	85.0	69	54
36.0	184	13	86.0	69	54
47.1	177	14	64.0	62	55
24.0	176	15	31.0	60	56
26.0	176	15	63.0	56	57
79.0	176	15	69.0	51	58
58.0	167	16	5.0	50	59
30.0	166	17	60.0	49	60
23.0	164	18	44.0	48	61
37.0	162	19	75.0	48	61
42.0	162	19	47.2	47	62
57.0	156	20	83.0	43	63
21.0	154	21	61.0	39	64
39.0	153	22	43.1	36	65
10.0	151	23	67.0	31	66
27.0	147	24	43.2	29	67
38.0	147	24	56.0	27	68
40.0	146	25	50.0	19	69
51.0	145	26	71.0	12	70
11.0	144	27	10.0	7	71
UNKNOWN	141	28	80.0	7	71
8.0	139	29	88.0	6	72
41.0	138	30	70.0	5	73
6.0	135	31	76.0	3	74
34.0	135	31	82.0	3	74
33.0	125	32	45.0	2	75
66.0	125	32	81.0	2	75
14.0	123	33	97.0	2	75
32.0	118	34	20.5	1	76
77.0	116	35	43.0	1	76
18.0	114	36	47.0	1	76
72.0	112	37	84.0	1	76
7.0	110	38	91.0	1	76
52.0	106	39			
54.0	106	39			
45.1	105	40	GRAND TOTAL		10,579
68.0	100	41			
45.2	98	42			
78.0	97	43			
12.0	95	44			
20.0	94	45			
46.0	89	46			

INDEX

Administrative Staff and Unit Command

Crow Prevention Bureau

Departmental Juvenile

Cited and Adjusted

Juvenile Arrests - Sex and Age

Known Offenses

Census Tract Map

Month of Occurrence

Class I Offenses

Class I and II Offenses

Class I and II Offenses (Juveniles)

Rate Per Population

Value of Property

Value of Property

by Type of Crime

Letter of Transmittal

Personnel

Resignations

Retirements

Volunteers - Deceased

Resignations

Active members - deaths

Persons Charged

Age

Sex

Race

Property Seized and Recovered

'B'

Section

1969

Page

1

2

3

4

5

6

7

8

9

10

11

12

13

14

15

16

17

18

19

20

21

22

23

24

25

26

27

28

29

30

31

32

33

34

35

36

37

38

39

I N D E X

	<u>Page</u>
Administrative Staff and Unit Command - - - - -	2
Crime Prevention Bureau	
Departmental Juvenile Arrests -	
Cited and Adjusted - - - - -	11
Juvenile Arrests - Sex and Age - - - - -	12
Known Offenses	
Census Tract Map - - - - -	14
Month of Occurrence - - - - -	6-7
Class I Offenses - - - - -	15
Class I and II Offenses - - - - -	16
Class I and II Offenses (Juvenile) - - - - -	17
Rate Per Population - - - - -	10
Value of Property Stolen and Recovered - - - - -	8
Value of Property Stolen and Recovered by Type of Crime - - - - -	9
Letter of Transmittal	
Personnel	
Promotions - - - - -	3
Retirements - - - - -	4
Pensioners - Deceased - - - - -	5
Resignations - - - - -	4
Active members - deaths - - - - -	5
Persons Charged	
Age - - - - -	12-13
Race - - - - -	12-13
Sex - - - - -	12-13
Property Stolen and Recovered - - - - -	8-9

ADMINISTRATIVE STAFF AND UNIT COMMAND

ANTHONY A. BOSCH

CHIEF OF POLICE

Deputy Chief - Traffic Bureau	Edward J. Nasser
Deputy Chief - Bureau of Identification and Records	William G. Wiener
Deputy Chief - Detective Bureau	Marion A. Davey
Deputy Chief - Human Relations Bureau	Erwin P. Oehlers
Deputy Chief - Uniform Branch	Robert J. Duck
Deputy Chief - Communications and Personnel	Thurman L. Leighton
Captain - Uniform Shift	Michael D. Liwo
Captain - Uniform Shift	Robert E. Gray
Captain - Uniform Shift	William C. Knitt
Captain - Detective Bureau Shift	Thomas C. O'Leary
Captain - Detective Bureau Shift	William J. Gray
Captain - Detective Bureau Shift	Raymond C. Vetter
Captain - Detectives - Crimes Against Property)) John Weinandy
Captain - Detectives - Crimes Against Persons)	
Captain - Crime Detection Laboratory	Edward E. Clancy
Captain - Bureau of Identification and Records	Ferdinand Wiegand
Captain - Academy and Training	Merl A. Gladieux
Captain - Crime Prevention Bureau	Kenneth C. Rebensal
Secretary of Police	Cornelius Petersen

P R O M O T I O N S

1969

February 1, 1969	Patrick McNulty	Lieutenant
February 1, 1969	Walter Abele	Sergeant
February 1, 1969	Frank Hays	Sergeant
February 1, 1969	Lawrence Przeslawski	Sergeant
February 1, 1969	Robert Masiker	Sergeant
April 25, 1969	Edward Clancy	Captain
April 25, 1969	Kenneth Ramsdell	Lieutenant
May 9, 1969	Richard Kwiatkowski	Lieutenant
May 9, 1969	Larry Dyal	Sergeant
May 9, 1969	Francis Conger	Sergeant
July 1, 1969	Irving Swan	Sergeant
August 11, 1969	Marion Davey	Deputy Chief
August 11, 1969	John Weinandy	Captain
August 11, 1969	Arthur Posadny	Lieutenant
August 11, 1969	Lynn Paquette	Lieutenant
August 11, 1969	Steven Kowaleski	Lieutenant
August 11, 1969	George Thabit	Sergeant
August 11, 1969	Walter Zale	Sergeant
August 11, 1969	Ronald Kazmierski	Sergeant
August 11, 1969	Benjamin Cooley	Sergeant
August 11, 1969	William Kolinski	Sergeant
August 11, 1969	Gerald Langenderfer	Sergeant
August 11, 1969	Rose Reder	Sergeant
August 11, 1969	Joseph Heer	Sergeant
August 11, 1969	Ramon Carr	Sergeant

R E S I G N A T I O N S

1969

January 1, 1969	Howard Peeps	Patrolman
January 14, 1969	Terry Cecil	Patrolman
January 28, 1969	Edward Wiener	Patrolman
March 22, 1969	Zigmund Ronda	Patrolman
April 21, 1969	Miguel Urrutia	Patrolman
May 12, 1969	Larry Brown	Patrolman
July 26, 1969	Regis Boyle	Sergeant
October 23, 1969	Daniel Wardrop	Patrolman
October 31, 1969	Willie Hutchinson	Patrolman
December 30, 1969	Paul Saelzer	Patrolman

R E T I R E M E N T S

1969

January 3, 1969	Charles Hunt	Patrolman
February 1, 1969	Denzel Lydick	Lieutenant
February 1, 1969	John Kaweski	Sergeant
April 11, 1969	Ted Kwiatkowski	Captain
May 1, 1969	Forest Guhl	Lieutenant
December 1, 1969	Edward Jarczyński	Lieutenant
December 1, 1969	Robert Murphy	Sergeant
December 31, 1969	Nelson Moss	Captain
December 31, 1969	William Knitt	Captain
December 31, 1969	Harold Fauble	Lieutenant
December 31, 1969	Thomas Prosser	Sergeant
December 31, 1969	Mary A. Gilley	Policewoman

DEATHS - ACTIVE MEMBERS

1969

December 10, 1969

Ernest Cappelletty

Patrolman

DECEASED PENSIONERS

1969

January 13, 1969

Albert D. Carper

March 9, 1969

Walter Hauden

March 11, 1969

Charles E. Weihl

May 14, 1969

Henry E. Sembach

May 23, 1969

Paul T. Fakehany

June 12, 1969

Christopher C. Dersch

August 9, 1969

Arnold Ledergerber

October 12, 1969

Harold M. Elliott

December 31, 1969

Arthur F. Langendorf

KNOWN OFFENSES BY MONTH - 1969

	JAN.	FEB.	MARCH	APRIL	MAY	JUNE	JULY	AUG.	SEPT.	OCT.	NOV.	DEC.	TOTAL
RAPE	5	3	4	5	9	1	4	9	6	5	4	6	58
FORCE	1	3	1	1	2	1	2	1	1	1	-	-	17
ASSAULT TO RAPE -ATTEMPTS	6	6	5	6	7	2	6	10	7	5	4	11	75
TOTAL	12	12	14	16	18	4	12	20	14	11	8	17	150
RUBBERY	38	38	35	60	36	49	67	77	48	55	39	42	584
HIGHWAY, STREET, ETC.	10	3	6	7	2	3	6	9	8	11	4	11	80
COMMERCIAL HOUSE	7	-	5	4	2	3	7	10	3	5	10	4	60
GAS STATION	1	-	-	-	-	-	-	1	-	-	-	-	2
CHAIN STORE	1	11	1	7	6	2	3	4	3	8	7	6	59
RESIDENCE	-	-	-	-	-	-	-	-	-	-	-	-	-
BANK	5	1	2	4	2	1	4	4	-	4	4	3	34
MISCELLANEOUS	62	53	49	62	48	56	87	105	62	63	64	66	819
TOTAL	124	127	123	149	132	148	141	132	113	144	91	113	1537
BURGLARY	67	73	56	72	66	83	100	172	121	104	130	98	1152
RESIDENCE -DWELLING-	30	22	40	60	73	52	50	64	69	64	58	66	586
1. NIGHT	12	11	11	18	9	23	20	26	18	10	12	15	185
2. DAY	18	10	29	42	64	29	30	38	51	54	46	51	301
3. UNKNOWN	15	10	16	20	20	20	20	26	18	10	12	15	185
NONRESIDENCE	124	127	123	149	132	148	141	132	113	144	91	113	1537
1. NIGHT	3	5	4	7	9	8	13	18	6	6	6	6	91
2. DAY	6	4	5	12	9	9	10	8	6	5	7	11	92
3. UNKNOWN	242	242	257	318	296	323	344	440	333	333	304	309	3743
TOTAL	242	242	257	318	296	323	344	440	333	333	304	309	3743
LARCENY VALUE	257	287	265	302	310	309	278	347	312	363	297	303	3633
OVER \$50	337	348	449	500	537	675	612	702	543	532	485	538	6258
\$5 TO \$50	107	124	109	127	130	145	127	126	101	138	141	256	1631
UNDER \$5	701	759	826	929	977	1129	1017	1175	956	1033	923	1097	11522
TOTAL	701	759	826	929	977	1129	1017	1175	956	1033	923	1097	11522
LARCENY - NATURE	5	5	20	13	7	10	8	7	5	7	7	7	101
POCKET PICKING	15	10	12	5	12	7	11	12	7	12	10	7	120
PURSE SNATCHING	98	65	66	95	132	118	98	119	85	139	133	172	1340
SHOPLIFTING	131	152	133	162	142	155	134	138	146	159	137	148	1737
THEFT FROM AUTOS	154	191	220	215	221	218	198	229	234	218	241	218	2599
THEFT-ACCESSORIES-	5	30	73	155	160	248	250	280	174	125	63	20	1581
BICYCLES	217	191	191	167	149	217	145	201	158	184	202	229	2251
FROM BUILDINGS	7	7	7	4	3	11	9	6	3	7	8	8	80
FROM COIN-OPR. MACH.	69	108	84	113	151	147	164	183	144	140	122	288	1713
ALL OTHER	701	759	826	929	977	1129	1017	1175	956	1033	923	1097	11522
TOTAL	142	117	116	124	122	124	103	130	113	112	150	108	1467

TYPE OF OFFENSE	JAN	FEB	MARCH	APRIL	MAY	JUNE	JULY	AUG	SEPT	OCT	NOV	DEC	TOTAL
CLASS 1 OFFENSES-----													
CRIMINAL HOMICIDE-----	0	3	0	1	2	0	2	4	2	3	2	0	19
MURDER-NONNEG. MANSLGHTR	2	2	2	1	3	1	0	0	3	0	0	3	17
MANSLGHTR BY NEGLIGENCE	6	5	4	5	6	3	7	9	6	6	6	12	75
RAPE	62	63	50	78	49	59	88	105	61	85	60	69	819
ROBBERY	26	25	24	44	35	23	34	41	47	37	40	44	422
AGGRAVATED ASSAULT	238	243	257	319	299	317	345	439	331	332	307	315	3,743
BURGLARY, 3RD													
LARCENY-THEFT-----	254	267	266	304	311	308	279	345	313	363	297	306	3,638
\$50 AND OVER	445	469	552	632	666	819	739	832	645	666	629	795	7,889
UNDER \$50	144	113	118	124	120	128	100	128	111	117	149	110	1,467
AUTO THEFT													
TOTAL CLASS 1 OFFENSES	1,177	1,205	1,275	1,508	1,491	1,658	1,595	1,903	1,519	1,609	1,490	1,654	18,084
CLASS 2 OFFENSES-----													
OTHER ASSAULTS	275	284	258	401	419	419	433	445	422	420	470	322	4,568
FORGERY & COUNTERFEITING	51	28	53	42	52	62	56	28	72	27	35	17	543
EMBEZZLEMENT AND FRAUD	156	132	100	91	118	139	166	119	79	108	153	44	1,435
STOLEN PROPERTY	7	8	37	10	10	5	17	10	10	9	11	5	139
WEAPON OFFENSES	21	35	23	34	40	19	37	30	25	16	19	43	343
COMMERCIALIZED VICE	10	12	10	6	20	10	10	20	28	10	15	7	190
SEX OFFENSES	57	33	50	66	66	53	49	88	61	63	68	54	713
FAMILY OFFENSES	39	26	14	22	24	25	47	43	58	49	47	33	431
NARCOTIC DRUG LAWS	4	15	14	19	7	3	5	8	19	3	3	12	176
STATE LIQUOR LAWS	9	8	20	9	13	2	6	5	7	2	16	14	112
DRUNKENNESS	404	570	534	513	600	558	623	667	637	557	577	581	6,821
DISORDERLY CONDUCT	112	163	158	145	173	166	153	155	157	134	146	99	1,783
VAGRANCY	12	11	15	11	18	8	31	26	24	35	18	14	223
GAMBLING	28	14	9	12	19	13	11	19	11	30	24	25	212
DRIVING INTOXICATED	135	123	158	155	141	97	125	163	119	171	178	177	1,742
PARKING VIOLATIONS	446	408	510	432	447	453	434	486	422	395	408	343	5,186
TRAFFIC LAWS	0	0	0	0	0	0	0	0	0	0	0	0	0
ALL OTHER OFFENSES	73	87	112	105	97	89	111	114	112	101	89	82	1,172
TOTAL CLASS 2 OFFENSES	826	954	1,051	1,151	1,205	1,232	1,088	1,090	878	1,002	1,100	858	12,445
CLASS 3 OFFENSES-----	2,704	2,928	3,140	3,224	3,469	3,345	3,402	3,516	3,141	3,162	3,413	2,740	36,194
FEDERAL OFFENSES	5	14	24	15	19	14	10	19	15	11	10	17	173
NON-OFFENSE ARRESTS	78	59	106	82	71	87	87	95	98	79	91	62	995
TOTAL CLASS 3 OFFENSES	83	73	130	97	90	101	97	114	113	90	101	79	1,168
GRAND TOTAL	31,964	4,216	4,545	4,829	5,050	5,104	5,094	5,533	4,773	4,861	5,004	4,473	57,446

VALUE OF PROPERTY STOLEN AND RECOVERED -1969-

	JAN.	FEB.	MARCH	APRIL	MAY	JUNE	JULY	AUG.	SEPT.	OCT.	NOV.	DEC.	TOTAL
CURRENCY STOLEN	23752	28376	25109	22070	16299	40176	26116	32342	31164	30267	27742	29537	333650
CURRENCY RECOVERED	1260	3847	3414	1316	608	1137	2073	745	1292	2683	2711	1831	22917
JEWELRY STOLEN	25750	7731	4996	24787	18379	12203	7658	12628	14684	15675	10657	13021	168169
JEWELRY RECOVERED	675	2200	3564	1755	460	225	879	920	515	2124	524	225	14066
FURS STOLEN	6595	-	500	100	850	-	3050	300	-	2299	850	50	14594
FURS RECOVERED	-	-	-	-	-	-	-	-	-	-	-	-	-
CLOTHING STOLEN	14636	10678	10711	10917	6874	9853	6512	16491	7621	17104	13157	16318	141072
CLOTHING RECOVERED	1531	8144	1156	2286	1346	816	1479	5662	1428	2304	1188	2133	29477
AUTOMOBILES STOLEN	157300	75203	96680	101822	132276	88417	108287	104130	92458	113215	124564	92155	1286507
AUTOMOBILE RECOVERED	135225	81308	99240	71693	106305	82047	104372	84815	67444	108700	130139	78505	1149793
MISCELLANEOUS STOLEN	70185	62440	68743	78351	104271	113594	78188	101059	82165	107713	86131	87355	1040195
MISCELLANEOUS RECOVERED	5207	2627	8075	6502	8746	8302	5831	7845	7393	9637	15131	7787	93083
TOTAL STOLEN	298418	184428	207439	238047	278949	264243	229811	266950	228092	286273	263101	238436	2984187
TOTAL RECOVERED	143898	98126	115451	83554	117465	92527	114634	99587	78072	125448	149693	90481	1309336

VALUE OF PROPERTY STOLEN PER MONTH BY TYPE OF CRIME -1969-

	JAN.	FEB.	MARCH	APRIL	MAY	JUNE	JULY	AUG.	SEPT.	OCT.	NOV.	DEC.	TOTAL
ROBBERY													
HIGHWAY, STREET, ETC.	1651	1284	2624	14663	3762	2810	2359	3149	1443	2210	3860	1695	41710
COMMERCIAL HOUSE	2169	210	1307	452	150	917	1680	1217	1994	2161	2081	2327	16664
GAS STATION	267	-	508	459	146	1163	1350	1662	1122	393	1001	170	8241
CHAIN STORE	50	-	-	-	-	-	-	200	-	-	-	-	250
RESIDENCE	70	405	20	6102	263	60	503	747	460	1134	631	359	10754
BANK	-	-	-	-	-	-	-	-	-	-	-	-	-
MISCELLANEOUS	476	22	15	149	180	55	59	210	-	580	471	127	2344
TOTAL	4682	1921	4674	21825	4501	5005	5951	7185	5019	6478	8044	4678	79963
BURGLARY													
RESIDENCE -DWELLING-													
1. NIGHT	40920	12683	14500	7688	11612	14168	18609	25683	24371	21959	20301	19360	232254
2. DAY	6936	2160	7659	12803	22771	5282	5388	7502	13190	15403	9739	15786	124619
3. UNKNOWN	627	1802	2168	2243	1322	3225	2485	5367	1917	5503	1240	3301	31200
NONRESIDENCE													
1. NIGHT	29020	28198	17515	22802	20631	56688	17647	29567	17570	25492	20145	22144	307419
2. DAY	305	61	354	1789	1549	274	412	1355	417	1405	292	609	8822
3. UNKNOWN	345	1978	510	1856	2098	1937	2721	1716	120	112	329	431	14153
TOTAL	78153	47082	42706	49181	59983	81574	47262	71390	57585	69874	52046	61631	718467
LARCENY - VALUE													
OVER \$50	50540	52160	53233	52073	68460	72750	54410	64976	59582	84326	67679	67909	748098
\$5 TO \$50	7563	7819	9940	12962	13491	16095	13670	19040	13260	12134	10515	11525	148014
UNDER \$5	180	243	206	184	238	312	231	229	188	246	253	538	3048
TOTAL	58283	60222	63379	65219	82189	89157	68311	84245	73030	96706	78447	79972	899160
LARCENY - NATURE													
POCKET PICKING	291	729	985	1411	167	1287	1338	406	713	155	273	456	8211
PURSE SNATCHING	354	139	136	153	554	180	46	726	258	441	413	989	4389
SHOPLIFTING	1600	740	3163	964	2025	1053	2467	3367	2147	2005	1617	2288	23436
THEFT FROM AUTOS	18398	17662	17267	16709	18470	19644	12086	18418	13903	25676	21909	22483	222625
THEFT - ACCESSORIES-	8665	11140	14876	16789	21326	15637	15693	15974	17648	19775	17485	13827	188835
BICYCLES	184	860	2168	4612	4938	6644	6607	8442	5048	3735	2065	581	45884
FROM BUILDING	21575	23433	18533	18538	24357	26364	19521	25306	22450	33535	17368	30572	283552
FROM COIN-DR. MACH.	67	312	56	132	2	173	32	223	20	251	345	528	2141
ALL OTHER	7149	5207	6195	5911	10350	16175	10521	11383	10843	11133	16972	8248	120087
TOTAL	58283	60222	63379	65219	82189	89157	68311	84245	73030	96706	78447	79972	899160
AUTO THEFT													
	157300	75203	96680	101822	132276	86507	108287	104130	92458	113515	124564	92155	1286597

KNOWN OFFENSE TOTALS, PERCENTAGE CLEARED BY ARREST,
RATE PER 100,000 POPULATION

	<u>1969</u>	<u>1968</u>	<u>1967</u>	<u>1966</u>	<u>1965</u>
MURDER					
Known Offenses	19	22	34	26	20
Pct. Cleared by Arrest	94.7	72.7	76.5	92.3	100.0
Rate Per 100M	4.9	5.7	8.6	6.5	5.0
NEGLIGENT MANSLAUGHTER					
Known Offenses	17	16	27	29	22
Pct. Cleared by Arrest	94.1	106.3	96.3	100.0	95.5
Rate Per 100M	4.4	4.1	6.8	7.3	5.6
FORCIBLE RAPE					
Known Offenses	75	86	77	65	45
Pct. Cleared by Arrest	64.0	77.9	67.5	80.0	84.4
Rate Per 100M	19.6	22.5	19.5	16.4	11.4
ROBBERY					
Known Offenses	819	1027	1063	660	487
Pct. Cleared by Arrest	26.0	28.1	37.6	31.1	37.6
Rate Per 100M	214.3	269.9	269.2	167.5	124.0
AGGRAVATED ASSAULT					
Known Offenses	422	419	401	391	307
Pct. Cleared by Arrest	81.3	84.5	88.3	90.3	93.2
Rate Per 100M	110.4	109.9	101.5	99.2	78.2
BURGLARY					
Known Offenses	3743	3631	4137	3374	3096
Pct. Cleared by Arrest	25.1	30.4	25.7	21.5	23.9
Rate Per 100M	979.5	952.7	1047.7	856.3	788.7
LARCENY-\$50 & OVER					
Known Offenses	3633	2763	2746	2417	2311
Pct. Cleared by Arrest	13.3	14.0	13.5	14.1	13.0
Rate Per 100M	950.7	725.0	695.4	613.4	588.7
LARCENY UNDER \$50 VALUE					
Known Offenses	7889	8369	7888	7580	7851
Pct. Cleared by Arrest	24.7	25.0	22.4	23.5	23.2
Rate Per 100M	2064.5	2196.0	1997.7	1923.8	2000.0
AUTO THEFT					
Known Offenses	1467	1424	1882	1358	1161
Pct. Cleared by Arrest	36.2	35.0	33.4	32.5	41.6
Rate Per 100M	383.9	373.6	476.6	344.6	295.7
TOTAL					
Known Offenses	18084	17757	18255	15900	15300
Pct. Cleared by Arrest	25.1	27.2	25.7	24.9	25.5
Rate Per 100M	4732.5	4659.4	4623.4	4035.5	3898.0
TOTAL					
Serious Offenses	10178	9372	10340	8291	7427
Pct. Cleared by Arrest	8.6	9.3	28.0	25.8	20.5
Rate Per 100M	2663.5	2459.2	2618.8	2104.3	1892.2

Serious Offenses is a term used to measure crime. It includes seven Offenses; Murder and Non-Negligent Manslaughter, Forcible Rape, Robbery, Aggravated Assault, Burglary-Breaking and Entering, Larceny \$50 and Over and Auto Theft.

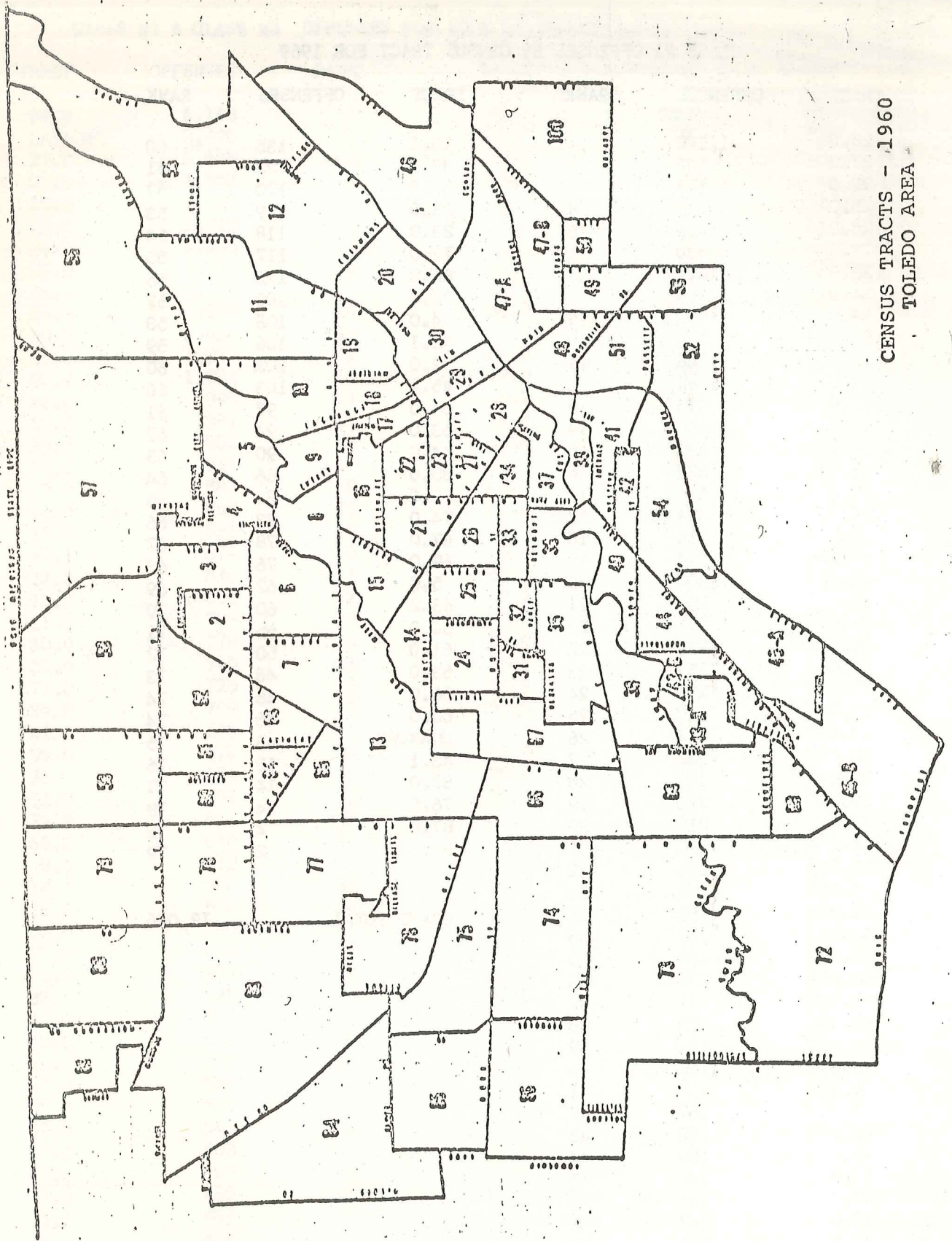
The population estimate used as a basis for the crime rate follows:
 1965 estimated population-372,500; 1966 estimated population-375,000;
 1967 estimated population-377,500; 1968 estimated population-380,000;
 1969 estimated population-382,500.

CLASS	OFFENSES	JUV BOYS		JUV GIRLS		JUV BOYS		JUV GIRLS		TOTAL CITED COURT	TOTAL CASE ADJ.	GRAND TOTAL
		CITED COURT	ADJ.	CITED COURT	ADJ.	CASE ADJ.	CASE ADJ.					
CLASS 1	OFFENSES											
1	CRIMINAL HOMICIDE	0	0	0	0	0	0	0	0	0	2	2
	A- MURDER, NONNEG. MANSL.	0	0	0	0	0	0	0	0	0	0	0
	B- MANSL. BY NEGLIGENCE	0	0	0	0	0	0	0	0	0	0	0
2	RAPE	1	4	27	13	171	43	2	4	29	15	36
3	ROBBERY	7	0	2	2	2	2	3	3	15	18	18
4	AGGRAVATED ASSAULT	2	1	1	1	1	1	1	1	1	1	1
5	BURGLARY	43	2	13	3	171	43	3	3	15	18	219
6	LARCENY											
	A- \$50 AND OVER	31	7	54	3	171	43	3	3	15	18	219
	B- UNDER \$50	213	53	423	199	171	43	3	3	15	18	219
7	AUTO THEFT	10	0	127	2	127	2	2	2	2	2	2
	TOTAL CLASS 1 OFFENSES	307	63	821	213	821	213	213	213	370	1034	1404
CLASS 2	OTHER ASSAULTS	280	89	79	14	79	14	14	14	369	93	462
9	FORGERY, COUNTERFEITING	2	2	7	2	7	2	2	2	4	9	13
10	EMBEZZLEMENT, FRAUD	7	5	11	5	11	5	5	5	12	16	28
11	STOLEN PROPERTY	54	10	28	2	28	2	2	2	64	30	94
12	WEAPON OFFENSES	62	1	35	0	35	0	0	0	63	35	98
13	COMMERCIALIZED VICE	0	0	2	11	2	11	11	11	0	13	13
14	SEX OFFENSES	40	6	33	13	33	13	13	13	46	46	92
15	FAMILY OFFENSES	0	0	0	0	0	0	0	0	0	0	0
16	MARCOTIC DRUG LAWS	0	4	53	0	53	0	0	0	14	60	74
17	STATE LIQUOR LAWS	10	1	14	1	14	1	1	1	1	15	16
18	DRUNKENNESS	0	10	181	20	181	20	20	20	31	201	232
19	DISORDERLY CONDUCT	21	10	170	31	170	31	31	31	689	201	890
20	VAGRANCY	544	145	170	31	170	31	31	31	689	201	890
21	GAMBLING	0	0	0	0	0	0	0	0	0	0	0
22	DRIVING INTOXICATED	2	0	0	0	0	0	0	0	2	0	2
23	ROAD AND DRIVING LAWS	0	0	18	0	18	0	0	0	0	18	18
24	PARKING VIOLATIONS	57	4	2749	468	2749	468	468	468	61	3217	3278
25	TRAFFIC LAWS	0	0	0	0	0	0	0	0	0	0	0
26	ALL OTHER OFFENSES	0	0	319	40	319	40	40	40	0	359	359
	TOTAL CLASS 2 OFFENSES	1176	344	1102	508	1102	508	508	508	1520	1610	3130
	TOTAL CLASS 2 OFFENSES	2255	621	4801	1122	4801	1122	1122	1122	2876	5923	8799
CLASS 3	SUSPICION	0	0	0	0	0	0	0	0	0	0	0
27	FEDERAL OFFENSES	1	0	9	0	9	0	0	0	1	9	10
28	NON-OFFENSE ARRESTS	7	11	201	188	201	188	188	188	18	389	407
29	TOTAL CLASS 3 OFFENSES	8	11	210	188	210	188	188	188	19	398	417
	GRAND TOTAL	2570	695	5832	1523	5832	1523	1523	1523	3265	7355	10620

AGE, SEX AND RACE OF PERSONS ARRESTED
under 18 years of age
(Include those released without having been formally charged)

CLASSIFICATION OF OFFENSES	SEX	AGE						Total Under 18	RACE							
		10 and Under	11-12	13-14	15	16	17		White	Negro	Indian	Chinese	Japanese	All Other		
Murder and Nonnegligent Manslaughter	01a	Male			1		1	1	3	1	2					
	Female															
Manslaughter by Negligence	01b	Male														
	Female															
Forcible Rape	02	Male			1		4	6	11	2	9					
	Female															
Robbery	03	Male	3	7	16	12	13	16	67	15	58					
	Female	1		3	1		1	6	12							
Aggravated Assault (Return B-4a-d)	04	Male		1	6	5	5	4	21	11	15					
	Female		1	2			2		5							
Burglary--Breaking or Entering	05	Male	59	98	147	78	73	55	510	247	279					
	Female	5	2	3	3	3	2	1	16							
Larceny-Theft (Except Auto Theft)	06	Male	158	215	320	174	132	132	1131	922	604					
	Female	28	64	133	56	66	48	39	395							
Auto Theft	07	Male		1	62	89	76	35	263	160	110					
	Female		1	2	1	3			7							
Other Assaults (Return B - 4e)	08	Male	127	116	126	58	61	49	537	401	293					
	Female	29	40	44	10	17	17	17	157							
Arson	09	Male	7	11	2	8	5	6	39	20	24					
	Female		1	3			1		5							
Forgery and Counterfeiting	10	Male			2	1	5	4	12	9	8					
	Female				2			1	5							
Fraud	11	Male		7	5	6	3	3	24	17	20					
	Female	4	1	1	4	2	1	1	13							
Embezzlement	12	Male														
	Female															
Stolen Property; Buying, Receiving, Possessing	13	Male	3	12	18	17	23	16	89	61	40					
	Female	1		3	3	4	1	1	12							
Vandalism	14	Male	109	112	129	53	39	47	489	369	147					
	Female	5	5	10	5	5	2	2	27							
Weapons; Carrying, Possessing, etc.	15	Male	3	17	44	17	15	12	108	84	25					
	Female			1					1							
Prostitution and Commercialized Vice	16	Male					1	1	2	5	11					
	Female				2	3	3	6	14							
Sex Offenses (Except Forcible Rape and Prostitution)	17	Male	6	21	23	15	16	17	98	72	46					
	Female	1	2	6	4	5	2	2	20							
Narcotic Drug Laws	Total	18			3	14	24	22	63	71	3					
	Female			3	4	4			11							
Opium or Cocaine and Their Derivatives (Morphine, Heroin, Codeine)	a	Male														
	Female															
Marijuana	b	Male			1	4	11	13	29	33	2					
	Female			3	1	2			6							
Synthetic Narcotics - Manufactured Narcotics Which Can Cause True Drug Addiction (Demerol, Methadone)	c	Male														
	Female															
Other - Dangerous Non-Narcotic Drugs (Barbiturates, Benzadrine)	d	Male			2	10	13	7	32	37						
	Female					3	2		5							
Gambling	Total	19				1	1	1	3	2	1					
	Female															
Bookmaking (Horse and Sport Book)	a	Male														
	Female															
Numbers and Lottery	b	Male														
	Female															
All Other Gambling	c	Male				1	1	1	3	2	1					
	Female															
Offenses Against Family and Children	20	Male														
	Female															
Driving Under The Influence	21	Male				1	8	9	18	18						
	Female															
Liquor Laws	22	Male				2	3	9	14	12	4					
	Female					1		1	2							
Drunkenness	23	Male	1	3	14	33	51	111	213	200	45					
	Female			9	6	7	10	32	63							
Disorderly Conduct	24	Male	250	294	380	175	207	180	1486	1180	699					
	Female	81	76	112	65	39	20	39	393							
Vagrancy	25	Male				1			1		1					
	Female															
All Other Offenses (Except Traffic)	26	Male	164	219	440	318	309	258	1708	1706	564					
	Female	17	41	155	125	127	97	56	562							
Suspicion	27	Male														
	Female															
Curfew and Loitering Law Violations	28	Male	2	16	35	46	77	56	232	238	47					
	Female		3	14	8	13	15	53	106							
Run-Aways	29	Male	14	10	38	33	40	17	152	303	84					
	Female	5	14	97	58	37	24	23	235							
TOTAL			1083	1411	2416	1517	1524	1314	9265	6126	3139					

*Note - NARCCTICS - 2 arrests (boys) for "implements" (not categorized)
NARCCTICS - 17 boy glue sniffers & 2 girl glue sniffers are included in "4"



CENSUS TRACTS - 1960
TOLEDO AREA

CLASS #1 OFFENSES BY CENSUS TRACT FOR 1969

TRACT	OFFENSES	RANK	TRACT	OFFENSES	RANK
28.0	1,340	1	20.0	135	50
27.0	593	2	49.0	122	51
22.0	573	3	31.0	120	52
25.0	529	4	38.0	119	53
26.0	491	5	83.0	118	54
77.0	434	6	73.0	117	55
23.0	429	7	86.0	116	56
34.0	399	8	75.0	109	57
33.0	398	9	4.0	108	58
57.0	389	10	45.1	106	59
36.0	388	11	2.0	103	60
21.0	386	12	45.2	103	60
13.0	376	13	64.0	97	61
15.0	350	14	53.0	94	62
47.1	333	15	44.0	90	63
66.0	327	16	85.0	86	64
10.0	324	17	9.0	84	65
11.0	324	17	74.0	83	66
32.0	316	18	67.0	78	67
24.0	314	19	69.0	76	68
16.0	307	20	5.0	62	69
48.0	293	21	43.2	60	70
30.0	279	22	50.0	55	71
55.0	279	22	61.0	50	72
62.0	257	23	63.0	48	73
79.0	251	24	56.0	46	74
17.0	249	25	60.0	46	74
37.0	244	26	UNKNOWN	43	75
58.0	242	27	43.1	18	76
29.0	232	28	88.0	14	77
39.0	213	29	76.0	4	78
72.0	212	30	87.0	4	78
14.0	210	31	84.0	2	79
59.0	206	32			
8.0	197	33			
35.0	195	34	GRAND TOTAL		18,086
51.0	188	35			
12.0	178	36			
65.0	178	36			
68.0	177	37			
40.0	175	38			
54.0	164	39			
18.0	160	40			
6.0	159	41			
7.0	157	42			
46.0	152	43			
42.0	150	44			
52.0	145	45			
47.2	144	46			
78.0	144	46			
41.0	141	47			
19.0	140	48			
3.0	139	49			

CLASS #1 & CLASS #2 OFFENSES FOR 1969 BY CENSUS TRACT

TRACT	OFFENSES	RANK	TRACT	OFFENSES	RANK
28.0	6,168	1	47.2	421	50
UNKNOWN	2,495	2	78.0	408	51
27.0	1,585	3	4.0	405	52
22.0	1,552	4	49.0	394	53
25.0	1,512	5	3.0	381	54
23.0	1,319	6	9.0	367	55
26.0	1,305	7	31.0	362	56
29.0	1,233	8	45.1	346	57
48.0	1,122	9	86.0	343	58
34.0	1,099	10	53.0	338	59
30.0	1,055	11	2.0	334	60
16.0	1,027	12	64.0	329	61
55.0	1,024	13	73.0	325	62
36.0	995	14	45.2	308	63
57.0	987	15	74.0	299	64
33.0	982	16	75.0	262	65
21.0	916	17	44.0	257	66
17.0	887	18	67.0	245	67
24.0	887	18	85.0	245	67
13.0	885	19	83.0	233	68
47.1	879	20	5.0	203	69
32.0	840	21	60.0	199	70
15.0	831	22	43.2	197	71
11.0	798	23	69.0	189	72
10.0	778	24	61.0	179	73
37.0	740	25	56.0	163	74
77.0	725	26	63.0	160	75
39.0	700	27	50.0	144	76
41.0	675	28	43.1	87	77
59.0	672	29	88.0	24	78
58.0	671	30	80.0	23	79
51.0	652	31	76.0	22	80
79.0	652	31	82.0	11	81
66.0	640	32	87.0	10	82
8.0	613	33	84.0	8	83
14.0	570	34	71.0	7	84
18.0	570	34	47.0	4	85
54.0	560	35	89.0	4	85
72.0	548	36	70.0	3	86
20.0	547	37	43.0	3	86
38.0	545	38	45.0	3	86
62.0	540	39	81.0	3	86
52.0	538	40	17.0	3	86
46.0	534	41	18.0	2	87
40.0	520	42	26.0	2	87
19.0	512	43	64.0	2	87
12.0	503	44	78.0	1	88
42.0	503	44	93.0	1	88
6.0	490	45			
7.0	485	46			
35.0	462	47			
68.0	454	48			
65.0	425	49			
			GRAND TOTAL	57,466	

JUVENILE ARRESTS BY CENSUS TRACT
CLASS #1 and CLASS #2

1 9 6 9

TRACT	OFFENSES	RANK	TRACT	OFFENSES	RANK
28.0	661	1	32.0	97	40
55.0	253	2	45.1	96	41
22.0	226	3	45.2	90	42
26.0	226	3	78.0	86	43
17.0	218	4	73.0	83	44
59.0	209	5	35.0	82	45
48.0	206	6	49.0	82	45
16.0	203	7	64.0	81	46
25.0	203	7	47.2	80	47
13.0	200	8	3.0	79	48
29.0	185	9	74.0	74	49
57.0	185	9	2.0	69	50
10.0	182	10	53.0	68	51
41.0	182	10	9.0	66	52
11.0	178	11	75.0	64	53
39.0	171	12	60.0	62	54
58.0	171	12	85.0	61	55
24.0	168	13	69.0	58	56
47.1	168	13	44.0	52	57
77.0	165	14	83.0	52	57
27.0	164	15	31.0	51	58
36.0	162	16	43.2	50	59
79.0	162	16	63.0	50	59
62.0	161	17	56.0	46	60
15.0	160	18	5.0	41	61
72.0	160	18	61.0	41	61
23.0	157	19	67.0	40	62
65.0	155	20	43.1	23	63
30.0	154	21	80.0	17	64
66.0	152	22	50.0	8	65
51.0	146	23	76.0	8	65
33.0	139	24	84.0	6	66
38.0	138	25	82.0	4	67
7.0	136	26	88.0	3	68
40.0	136	26	43.0	1	69
54.0	133	27	45.0	1	69
42.0	128	28	70.0	1	69
14.0	127	29	71.0	1	69
12.0	126	30	87.0	1	69
52.0	126	30			
6.0	125	31			
UNKNOWN	123	32			
19.0	120	33			
20.0	120	33			
21.0	120	33			
34.0	118	34			
8.0	116	35			
68.0	115	36			
18.0	105	37			
4.0	102	38			
86.0	102	38			
37.0	98	39			
46.0	98	39			

GRAND TOTAL 10,619

