

CHIEF OF POLICE

CITY OF
TOLEDO
OHIO

ANNUAL REPORT
1941

DEPARTMENT
OF
PUBLIC SAFETY
DIVISION OF POLICE



CITY OF TOLEDO

OHIO

INDEX

RAY E. ALLEN
Chief of Police

DIVISION OF POLICE

Offenses Known To The Police:

Academy Of Police	86
Accidental Death Report	56
Accidents - Motor Vehicle; Separate Index On Pages	87-88-89
Accomplishments And Special Activities	49
Armament Inventory - Gunes, Ammunition, Gases, etc.	20
Arrests (see "Persons Charged")	
Chief's Letter Of Transmittal	1-2
Civilian Defense Activities	49
Combat Range - Police	49
Communication Officer's Report:	
Despatches, Signal System, Miscellaneous Activities	60
Time Loss Study - Regular Patrol Services	21
Crime Detection Laboratory:	
Ballistics	58
Cases Cleared	57
Cases Reported	57
Chemical Analysis	58
Moulage	58
Micro-Analysis	58
Photography	59
Polygraph Examinations	57
Subjects Submitted	58
Crime Prevention Bureau:	
Adult Arrests	24-25
Clearances (extra) By Offense Charged	25
Complaints Received - How Cleared	25
Juveniles Cited To Court By Offense Charged	22-23
Juveniles Interviewed - Cases Adjusted	23-24
Miscellaneous Activities	26
Property Confiscations	26
Detective Bureau:	
Assist And Investigation Reports, By Squads	55
Clearance Report For Class #1, #2 and #3 Offenses	54
Homicide And Accidental Death Report	56
Inspector's Comment On Bureau's Activities	53
Great Lakes Revolver Tournament	49
Identification Bureau:	
Case Records	62
Fingerprint Data	61
Photography	61
Jails And Equipment	27
Juvenile Activities (see "Crime Prevention Bureau")	
Kitchen - Cost Of Feeding Prisoners; Inventory Of City Owned Equipment Used	28
Missing Person's Bureau:	
Communications	29
Out Of Town Requests For Locations	29
Persons Located Or Returned	29
Motor Equipment - Vehicle Operating Costs	30-31-32-33-34-35
Obituary For The Year	17



CITY OF TOLEDO

INDEX

OHIO

WELIA E. YARAY E. ALLEN

DIVISION OF POLICE

Chief of Police

Offenses Known To The Police:

Class #1 Offenses - Census Tract Analysis	12
Class #1 Offenses - Comparison 1932 to 1941 Inc.	3
Class #1 Offenses - F. B. I. Detailed Report	10
Class #1 Offenses - Percentage Cleared 1933 to 1941 Inc.	5
Class #1 Offenses - Prorated Comparison 1933 to 1941 Inc.	4
Classes #1, #2 and #3 Offenses - Distribution By Time Of Day	87-88 8-9
Classes #1, #2 and #3 Offenses - Distribution By Month Of Occurance	51 6-7
Classes #1, #2 and #3 Offenses - F. B. I. Composite Report for "Return A".	11

Operations

Parking Meter Service Report (Also See "Traffic Division")	36
Patrol Service - Time Loss Study	37
Persons Charged:	21

Age Groups	66-67-68-69
Citizenship And Employment	72
Common Pleas Court - Days Elapsed From Time Of Arrest To Date Final Disposition	84
Common Pleas Court - Dispositions	82-83
Convictions - F. B. I. Annual "Return C".	85
Education	74
Final Judge Disposing Of Case	80-81
Marital Status	73
Municipal Court - Days Elapsed From Time Of Arrest To Date Final Disposition	75-76
Municipal Court - Dispositions	77-78
Municipal Court - Sentences	79
Nativity And Color	70-71
Responsible Unit For Making Arrest	63-64-65

Police:

Ages Of Officers - By Classifications	16
Man Days - Showing Daily Average Strength Of Department	15
Pensions - Liability Status As of 12-31-41	18
Pensions - 9 Year Comparison Of Costs	18
Personnel - Appointments, Dismissals, Pensions and Military Inductions	17

Property Room - Merchandise, Monies Procured and Disbursed

Public Relations 48

Radio Service:

Fire Department Vehicles	43
Fire And Police Alarm Vehicles	44
Fixed Units - Total Used	39
Inventory Of Equipment	41
Lucas County Sheriff's Equipment	46
Mobile Units - Total Used	39
Motorcycle Equipment	45
NYCRR Police - Service To	45
Police Pistol Range - Service To	46
Requisitions	39
Supplies	47
TTRR Police - Service To	44



CITY OF TOLEDO

OHIO

INDEX

DIVISION OF POLICE

WILLIAM E. ALLEN

Chief of Police

Safety Education	48
Special Activities And Accomplishments	49
Staff Bureaus - List Indicating Supervision	14
Staff Office - Comment By Inspector Regarding Annual Report	13
Street Light Outages	50
Traffic Division - See Separate Index On Pages	87-88-89
Uniform Purchases	19
Women's Bureau:	
Arrests	51-52
Miscellaneous Activities	52
Public Relations Appearances	52

- 0 -



CITY OF TOLEDO

OHIO

LETTER OF TRANSMITTAL

RAY E. ALLEN
Chief of Police

DIVISION OF POLICE

More than 60 percent of all Class #1 offenses were larcenies, and the total known decreased from the previous year by 14.5 percent. Offenses against property, as compared with 1940, Mr. Edward A. DeAngelo, Director of Public Safety, Toledo, Ohio, 6 percent; Burglary decreased 11.3 percent; Auto Theft decreased 27.2 percent. Offenses against persons were as follows: Murder increased 18.2 percent; Negligent Sir: Manslaughter decreased 25.0 percent; Rape increased 87.0 percent and Aggravated Assaults increased .8 percent.

The ensuing tables and explanations set forth the general activities of the bureaus and functions within the Police Department for the year of 1941. from Automobiles, 13.8 percent, and Larceny of Automobile Accessories, 3.2 percent. The table listed directly below is representative of Toledo's ratio of offenses known to the police, for the most prevalent types of offenses reported (Class #1 Group), as compared with 36 other cities in our population group with total population of 29,894,166. These data are our measuring stick with national averages and immediately indicate to us any particular category of offenses which needs special attention.

PERCENT OF TOTAL OFFENSES KNOWN TO THE POLICE, BY OFFENSE

<u>Classification #1</u>	<u>Toledo</u>		<u>U. S. Average</u>	
	<u>Offenses</u>	<u>Percent of Totl</u>	<u>Offenses</u>	<u>Percent of Totl</u>
Murder	13	.25	1763	.45
Negligent Manslaughter	6	.12	1524	.38
Rape	43	.82	3446	.87
Robbery	185	3.53	20853	5.27
Aggravated Assaults	119	2.28	15486	3.91
Burglary, Breaking or Entering	1156	22.09	77622	19.60
Larceny - Theft	3153	60.26	210883	53.25
Auto Theft	557	10.65	64452	16.27
Total	5232	100.00	396029	100.00

Crimes against property (4866) represented 93.0 percent of the total Class #1 offenses, and the balance of 366 offenses represents crimes against persons - an even 7.0 percent. There is hardly any difference in the ratio of offenses against property and against persons as compared with 1940 data.

There were 109 larceny from persons offenses and 63 purse snatches committed, both classifications being charged against "property offenses", but do contain an element of personal force.

at for 47

- 1. Chief of Police
- 2. Inspector, Staff Office
- 3. Inspector of Police
- 4. Inspector of Detectives
- 5. Inspector of Traffic
- 6. Ident. Bureau
- 7. Cap't., No. 1 Station
- 8. Cap't., No. 2 Station
- 9. Captains of Detectives
- 10. Record Bureau



CITY OF TOLEDO

OHIO

Letter of Transmittal

DIVISION OF POLICE

RAY E. ALLEN
Chief of Police

More than 60 percent of all Class #1 offenses were larcenies, and the total known decreased from the previous year by 14.5 percent. Other offenses against property, as compared with 1940, were: Robbery decreased 3.6 percent; Burglary decreased 11.3 percent and Auto Theft decreased 27.2 percent. Offenses against persons were as follows: Murder increased 18.2 percent; Negligent Manslaughter decreased 25.0 percent; Rape increased 87.0 percent and Aggravated Assaults increased .8 percent.

Three most prevalent types of larcenies decreased as follows: Bicycles, 13.8 percent; Thefts from Automobiles, 13.8 percent, and Larceny of Automobile Accessories, 3.2 percent, and with the known difficulty of auto accessory replacement, owners should take extra precaution in protecting their property by making an actual record of their accessories as well as the recording of serial numbers of automobile tires, radios and heaters, as a safeguard.

The modernization of certain police vehicles, by ordering two-way radios, at this time, seems an actuality. This, without question, will increase the department's efficiency. In conjunction with two-way radio, our radio facilities should be further modernized to include a vertical style aerial for broadcasting. This type is a distinct advantage over our present horizontal aerial, which has been in use since the advent of police radio.

Sincerely,

Ray E. Allen
Ray E. Allen,
Chief of Police.

Class #1 Offenses	1941	1940
1-a Murder	13	11
1-b Neg. Manslaughter	6	8
2 Rape	43	25
3 Robbery	185	191
4 Agg't Assaults	115	95
5 Burglary-Breaking	115	131
6-a Larceny Over \$50	210	219
6-b Larceny Under \$50	267	346
7 Auto Theft	52	490
Total	502	580

CITY OF TOLEDO

OHIO

DIVISION OF POLICE

RAY E. ALLEN
Chief of Police



OFFENSES KNOWN TO THE POLICE


1932 to 1941 Inc

<u>Class #1 Offenses</u>	<u>1941</u>	<u>1940</u>	<u>1939</u>	<u>1938</u>	<u>1937</u>	<u>1936</u>	<u>1935</u>	<u>1934</u>	<u>1933</u>	<u>1932</u>
1-a Murder	13	11	11	8	9	10	12	18	20	12
1-b Neg. Manslaughter	6	8	12	7	12	11	6	10	1	2
2 Rape	43	23	25	27	32	31	16	32	27	27
3 Robbery	185	191	272	293	252	289	248	322	400	615
4 AGG't Assaults	119	118	95	106	130	126	118	119	116	151
5 Burglary-Breaking	1156	1304	1131	1350	1271	1174	1057	1338	1264	1752
6-a Larceny Over \$50	319	362	319	374	452	186	442	488	687	537
6-b Larceny Undr \$50	2834	3318	3446	3284	3431	2860	2980	3092	3482	3345
<u>7 Auto Theft</u>	<u>557</u>	<u>765</u>	<u>490</u>	<u>747</u>	<u>1075</u>	<u>1074</u>	<u>1207</u>	<u>1355</u>	<u>1742</u>	<u>2112</u>
Total	5232	6100	5801	6196	6664	5761	6086	6774	7739	8553

Note: Population estimate for 1941 - 282,349 compared with 281,055 for 1940.

per 1941

1. Chief of Police
 2. Inspector, Staff Office
 3. Inspector of Police
 4. Inspector of Detectives
 5. Inspector of Traffic
 6. Supt. Ident. Bureau
 7. Capt., No. 1 Station
 8. Capt., No. 2 Station
 9. Captains of Detectives
 10. Record Bureau



RAY E. ALLEN
Chief of Police

CITY OF TOLEDO

OHIO

DIVISION OF POLICE



RAY E. ALLEN
Chief of Police

Note: Population estimate for 1941 - 282,349 compared with 281,096 for 1940.

OFFENSES KNOWN TO THE POLICE

Rate Per 100,000 Population

<u>Class #1 Offenses</u>	<u>1941</u>	<u>1940</u>	<u>1939</u>	<u>1938</u>	<u>1937</u>	<u>1936</u>	<u>1935</u>	<u>1934</u>	<u>1933</u>
1-a Murder	4.6	3.9	3.5	2.5	2.8	3.4	4.1	6.1	70.0
1-b Neg. Manslaughter	2.1	2.8	3.8	2.2	3.8	3.7	2.0	3.4	6.8
2 Rape	14.1	8.2	7.3	8.6	10.1	11.0	5.5	11.0	.3
3 Robbery	65.5	68.0	86.3	93.0	80.0	99.4	85.3	110.7	9.0
4 AGG't Assaults	42.1	43.0	30.2	33.7	41.2	43.3	40.5	50.9	144.4
5 Burglary-Breaking	409.4	464.1	358.5	428.6	403.4	403.8	363.5	460.2	47.8
6-a Larceny Over \$50	113.0	128.8	101.3	118.7	143.4	63.9	152.0	167.8	446.1
6-b Larceny Undr \$50	1003.7	1180.8	1094.0	1042.5	1089.2	983.7	1025.0	1063.5	259.3
7 Auto Theft	197.3	272.2	154.6	237.1	341.2	369.4	415.1	534.8	1234.5
									656.9

1047
1941

1. Chief of Police
2. Inspector, Staff Office
3. Inspector of Police
4. Inspector of Detectives
5. Inspector of Traffic
6. Supt. Ident. Bureau
7. Capt., No. 1 Station
8. Capt., No. 2 Station
9. Captains of Detectives
10. Record Bureau

Handwritten note:
 1/16/1937

OFFENSES KNOWN TO THE POLICE

Percentage Of Offenses Cleared By Arrest

<u>Class #1 Offenses</u>	<u>1941</u>	<u>1940</u>	<u>1939</u>	<u>1938</u>	<u>1937</u>	<u>1936</u>	<u>1935</u>	<u>1934</u>	<u>1933</u>
1-a Murder	84.6	90.9	90.1	100.0	100.0	100.0	83.3	94.4	70.0
1-b Neg. Manslaughter	66.7	87.5	108.3	57.1	66.7	90.9	50.0	50.0	100.0
2 Rape	70.0	69.6	82.6	70.4	78.1	75.0	81.3	90.6	82.7
3 Robbery	33.5	43.7	48.2	33.1	26.1	37.0	28.6	31.4	24.3
4 AGG't Assaults	79.0	89.6	75.8	73.6	78.4	60.0	56.0	73.9	62.6
5 Burglary-Breaking	44.9	42.1	55.4	31.2	27.5	29.1	18.6	18.2	16.6
6-a Larceny Over \$50	7.2	13.1	13.5	9.3	15.7	20.0	20.8	17.6	19.0
6-b Larceny Undr \$50	23.8	22.1	23.2	22.6	29.8	18.0	18.9	18.5	19.6
7 Auto Theft	21.4	25.2	45.4	24.9	21.8	17.5	16.6	22.1	21.8
--	--	--	--	--	--	--	--	--	--

DIVISION OF POLICE

RAY E. ALLEN
 Chief of Police



MEMORANDUM FOR THE CHIEF OF POLICE

RAY E. ALLEN
 Chief of Police

Factory Bureau
Inspector of Police



CITY OF TOLEDO

OHIO

W. E. ALLEN
Chief of Police

DIVISION OF POLICE

DISTRIBUTION OF OFFENSES BY MONTH OF OCCURANCE

<u>Classification</u>	<u>Jan</u>	<u>Feb</u>	<u>Mar</u>	<u>Apr</u>	<u>May</u>	<u>Jun</u>
1-a Murder			1		3	1
1-b Neg. Manslaughter	1			1		
2 Rape	1	2	3	1	2	5
3 Robbery	14	15	13	11	7	10
4 Agg't Assault	15	6	10	5	13	15
5 Burglary-Breaking	88	93	93	100	75	66
6-a Larceny Over \$50	28	23	22	15	28	21
6-b Larceny Undr \$50	198	203	269	210	276	213
7 Auto Theft	58	51	52	37	34	38
Total Class #1	403	393	463	380	438	369
8 Other Assaults	53	48	60	52	53	50
9 Forgery, etc	3	1	1	1		
10 Fraud, etc	28	18	26	21	22	28
11 Weapon Offenses			1			
12 Stolen Property	2	5	2	9	10	4
13 Commercialized Vice	70	60	4	14	2	6
14 Sex Offenses	23	21	26	28	34	19
15 Family Offenses	37	48	54	52	55	45
16 State Drug Laws	2	1			1	
17 State Liquor Laws	17	15	13	10	15	8
18 Drunkenness	255	287	358	404	399	384
19 Disorderly Conduct	66	80	94	160	59	84
20 Vagrancy	3		1	4	4	
21 Gambling	881	777	886	893	907	881
22 Drive Intoxicated	31	18	28	23	26	15
23 Road Laws	55	43	39	53	62	63
24 Parking Violations	6	1	3		4	2
25 State Motor Laws	14	20	18	16	18	14
26 All Other Off's	74	118	180	147	154	108
Total Class #2	1620	1561	1794	1887	1825	1711
27 Suspicion Rel'd	25	9	35	24	20	20
28 Federal Offenses	8	15	25	8	8	25
29 Non-Offense Arrests	102	95	116	98	102	137
Total Class #3	135	119	176	130	130	182
GRAND TOTAL	2158	2073	2433	2397	2393	2262

Percentage of Offenses Cleared by Value

CHARGES KNOWN TO THE POLICE

By for 1947

- 1. Chief of Police
- 2. Inspector, Staff Office
- 3. Inspector of Police
- 4. Inspector of Detectives
- 5. Inspector of Traffic
- 6. Ident. Bureau
- 7. Cap't., No. 1 Station
- 8. Cap't., No. 2 Station
- 9. Captains of Detectives
- 10. Record Bureau



CITY OF TOLEDO

OHIO

DIVISION OF POLICE

WELLA E. ALLEN
Chief of Police

DISTRIBUTION OF OFFENSES BY MONTH OF OCCURANCE

<u>Classification</u>	<u>Jul</u>	<u>Aug</u>	<u>Sep</u>	<u>Oct</u>	<u>Nov</u>	<u>Dec</u>	<u>Grand Total</u>
1-a Murder		4	2	1		1	13
1-b Neg. Manslaughter	1			2		1	6
2 Rape	4	3	2	11	7	2	43
3 Robbery	16	27	18	14	17	23	185
4 Agg't Assaults	9	7	13	10	7	9	119
5 Burglary-Breaking	129	97	95	98	116	106	1156
6-a Larceny Over \$50	42	26	30	33	22	29	319
6-b Larceny Undr \$50	197	219	267	281	243	258	2834
7 Auto Theft	34	43	48	57	49	56	557
Total Class #1	432	426	475	507	461	485	5232
8 Other Assaults	77	84	88	57	48	58	728
9 Forgery, etc	1		1		1		9
10 Fraud, etc	22	28	30	41	23	29	316
11 Weapon Offenses			1		2		4
12 Stolen Property	2	3	7	7	13	18	82
13 Commercialized Vice	20	8	7	16	2	4	213
14 Sex Offenses	18	23	30	19	23	29	293
15 Family Offenses	57	40	41	68	32	72	601
16 State Drug Laws			5				9
17 State Liquor Laws	4	8	5	3	9		107
18 Drunkenness	356	447	421	328	283	296	4218
19 Disorderly Conduct	68	165	156	74	98	66	1170
20 Vagrancy		2	1				15
21 Gambling	909	911	927	962	869	933	10736
22 Drive Intoxicated	20	17	13	19	18	14	242
23 Road Laws	64	77	100	53	53	54	716
24 Parking Viol'tns	4	15	7	3	3	1	49
25 State Motor Laws	14	17	19	27	16	16	209
26 All Other Off'ns	141	110	117	171	121	141	1582
Total Class #2	1777	1955	1976	1848	1614	1731	21299
27 Suspicion Rel'd	12	15	15	34	16	21	246
28 Federal Offenses	28	35	26	23	27	31	259
29 Non-Offense Arrest	144	98	91	111	103	95	1291
Total Class #3	184	147	132	168	146	147	1796
GRAND TOTAL	2393	2528	2583	2523	2222	2363	28325

- 1. Chief of Police
- 2. Inspector, Staff Office
- 3. Inspector of Police
- 4. Inspector of Detectives
- 5. Inspector of Traffic
- 6. Ident. Bureau
- 7. Cap't., No. 1 Station
- 8. Cap't., No. 2 Station
- 9. Captains of Detectives
- 10. Record Bureau

DIVISION OF POLICE

DISTRIBUTION OF OFFENSES BY TIME OF DAY

<u>Classification</u>	<u>Un-known</u>	<u>12 pm 2 am</u>	<u>2 am 4 am</u>	<u>4 am 6 am</u>	<u>6 am 8 am</u>	<u>8 am 10 am</u>	<u>10 am Noon</u>
1-a Murder	1		1	1		1	
1-b Neg. Manslaughter	1					1	
2 Rape	4	9	5	1			1
3 Robbery	1	39	26	20	8	5	7
4 Agg't Assaults	3	17	12	8	3	4	
5 Burglary-Breaking	16	216	216	120	36	13	30
6-a Larceny Over \$50	4	87	19	12	9	11	16
6-b Larceny Undr \$50	53	563	134	51	41	110	171
7 Auto Theft		79	48	14	5	18	26
Total Class #1	83	1010	461	227	102	163	254
8 Other Assaults	313	83	40	19	13	8	22
9 Forgery, etc	2		1				1
10 Fraud, etc	191	11	4	4	4	5	12
11 Stolen Property		1					
12 Weapon Offenses	4	10	3	1	1	3	7
13 Commercialized Vice		88	29	39		3	
14 Sex Offenses	13	34	4	3	7	11	11
15 Family Offenses	307	14	21	5	6	37	37
16 State Drug Laws		2					
17 State Liquor Laws	4	11	14	16	1	3	4
18 Drunkenness	15	617	466	134	46	114	185
19 Disorderly Conduct	12	138	184	152	6	27	61
20 Vagrancy		2				1	3
21 Gambling		177	19	5	10	3296	4404
22 Drive Intoxicated	1	29	28	6	4	7	10
23 Road Laws	26	80	42	12	22	78	65
24 Parking Violations	13	3		3	1	6	6
25 State Motor Laws	4	32	8	12	4	9	19
26 All Other Offenses	373	294	104	38	15	38	30
Total Class #2	1278	1626	967	449	140	3646	4877
27 Suspicion Rel'd		20	24	16	11	13	28
28 Federal Offenses		23	6	7	2	12	16
29 Non-Offense Arrests	61	143	129	46	39	59	111
Total Class #3	61	186	159	69	52	84	155
GRAND TOTAL	1422	2922	1587	745	294	3893	5286

by J.W. 11/17



CITY OF TOLEDO

OHIO

CLASS # 1 - OFFENSES - DETAILED

DIVISION OF POLICE

WILLIAM E. ALLEN
Chief of Police

DISTRIBUTION OF OFFENSES BY TIME OF DAY

Classification	Noon	2 pm	4 pm	6 pm	8 pm	10 pm	Grand
	2 pm	4 pm	6 pm	8 pm	10 pm	12 pm	Total
1-a Murder	2			6	1	1	13
1-b Neg. Manslaughter				2	2	100.0	6
2 Rape	2	4	1	3	6	7	43
3 Robbery	3	4	7	14	23	28	185
4 Agg't Assaults	5	3	5	10	22	24	119
5 Burglary-Breaking	25	30	29	80	143	202	1156
6-a Larceny Over \$50	22	24	27	25	30	33	319
6-b Larceny Undr \$50	177	178	214	259	467	416	2834
7 Auto Theft	27	21	25	62	122	110	557
Total Class #1	263	264	308	459	816	821	5232
8 Other Assaults	39	32	30	36	44	49	728
9 Forgery, etc	1	1	1	1	1		9
10 Fraud, etc	19	32	11	11	8	4	316
11 Stolen Property			1		1	1	4
12 Weapon Offenses	2	16	11	12	8	4	82
13 Commercialized Vice	7	3		1	17	26	213
14 Sex Offenses	18	31	33	46	42	40	293
15 Family Offenses	30	37	21	18	32	36	601
16 State Drug Laws	3			2	2		9
17 State Liquor Laws	4	14	19	5	10	2	107
18 Drunkenness	241	315	408	472	654	551	4218
19 Disorderly Conduct	55	76	139	57	161	102	1170
20 Vagrancy	1		2	2	4		15
21 Gambling	2356	160	1	2	144	162	10736
22 Drive Intoxicated	19	16	12	29	39	42	242
23 Road Laws	59	52	83	69	79	49	716
24 Parking Violations	1	1	7	5	3		49
25 State Motor Laws	16	17	17	19	27	25	209
26 All Other Offenses	37	83	86	106	233	145	1582
Total Class #1	2908	886	882	893	1509	1238	21299
27 Suspicion Rel'd	19	22	16	15	28	34	246
28 Federal Offenses	11	44	31	32	56	19	259
29 Non-Offense Arrests	90	90	112	117	149	145	2191
Total Class #3	120	156	159	164	233	198	1796
GRAND TOTAL	3291	1306	1349	1516	2558	2257	28325

By J. J. 1947

- 1. Chief of Police
- 2. Inspector, Staff Office
- 3. Inspector of Police
- 4. Inspector of Detectives
- 5. Inspector of Traffic
- 6. Ident. Bureau
- 7. Cap't., No. 1 Station
- 8. Cap't., No. 2 Station
- 9. Captains of Detectives
- 10. Record Bureau



CITY OF TOLEDO

OHIO

CLASS # 1 - OFFENSES- DETAILED

RAY E. ALLEN
Chief of Police

DIVISION OF POLICE

<u>Classification</u>	<u>Number of Offenses</u>	<u>Percent of Total</u>
<u>Rape</u>		
Forcible	35	81.4
Statutory	8	18.6
Total	43	100.0
<u>Robbery</u>		
Highway	126	68.1
Commercial houses	33	17.8
Oil stations	15	8.1
Chain stores	-	-
Residences	3	1.6
Bank	1	.6
Miscellaneous	7	3.8
Total	185	100.0
<u>Burglary</u>		
Residence at night	333	28.8
Residence at day	94	8.1
All other at night	691	59.8
All other during day	38	3.3
Total	1156	100.0
<u>Larceny</u>		
Over \$50.00 value	319	10.1
\$5.00 to \$50.00 value	2187	69.3
Under \$5.00 value	647	20.6
Total	3153	100.0
<u>Larceny</u>		
Pocket-picking	109	3.5
Purse-snatching	63	2.0
Shop-lifting	100	3.2
Thefts from autos	435	13.8
Thefts of auto accessories	633	20.1
Bicycles	380	12.0
All other	1433	45.4
Total	3153	100.0
<u>Auto Recoveries</u>		
Stolen locally & recovered	377	67.7
Stolen and recovered elsewhere	175	18.5
Total Recoveries	480	86.2
Recovered for other jurisdictions	56	

copy for 1947

copy for 1947

- 1. Chief of Police
- 2. Inspector, Staff Office
- 3. Inspector of Police
- 4. Inspector of Detectives
- 5. Inspector of Traffic
- 6. Ident. Bureau
- 7. Cap't., No. 1 Station
- 8. Cap't., No. 2 Station
- 9. Captains of Detectives
- 10. Record Bureau



W. F. ALLEN
Chief of Police

1945

OFFENSES KNOWN TO THE POLICE - F. B. I. COMPOSITE FOR RETURN "A"

Classification	Of-fenses reported	Uf-found	Actual Of-fenses	Clear-ed By Arrest	Extra Clear-ances	NOT Clear-ed	Un-found- Prv. Yr	Extra Clears Prev. Years	Total Clear-ed	Per-cent Clear-ed
1-a Murder	13		13	8	3	2			11	84.6
1-b Neg. Manslaughter	6		6	1	3	2			4	66.7
2 Rape	43		43	25		13			30	70.0
3 Robbery	221	36	185	27	29	129	3	3	62	33.0
4 Aggravated Assault	121	2	119	34	58	27		44	94	79.0
5 Burglary-Breaking	1221	65	1156	62	404	690	9		519	44.9
6-a Larceny Over \$50	336	17	319	8	15	296	4	30	23	7.2
6-b Larceny Undr \$50	2968	134	2834	198	442	2194		14	674	23.8
7 Auto Theft	864	307	557	37	68	452			119	21.4
Total CLASS #1	5793	561	5232	400	1027	3805	16	93	1536	29.3
8 Other Assaults	743	15	728	503	116	109	4	7	630	86.5
9 Forgery, etc	9		9	4		1		3	11	122.2
10 Fraud, etc	320	4	316	116	43	157		17	176	55.7
11 Stolen Property	4		4	2	2	0			4	100.0
12 Weapon Offenses	83	1	82	16	49	17			65	79.3
13 Commercialized Vice	213		213	212	1	0	1		213	100.0
14 Sex Offenses	307	14	293	52	56	185		3	112	38.2
15 Family Offenses	602	1	601	241	314	56		11	566	94.2
16 State Drug Laws	9		9	7	1	1			8	89.9
17 State Liquor Laws	107		107	107		0			107	100.0
18 Drunkenness	4218	39	4218	4195	14	9	2	7	4216	99.9
19 Disorderly Conduct	1209		1170	831	226	113		2	1061	90.7
20 Vagrancy	15		15	15		0			15	100.0
21 Gambling Intoxicated	10736		10736	10735	1	0			10736	100.0
22 Driving Intoxicated	242		242	242		0			242	100.0
23 Road Laws	715		715	522	194	0		1	716	100.0
24 Parking Violations	49		49	48	1	0		1	50	102.0
25 State Motor Laws	209		209	117	57	35		1	175	83.7
26 All Other Offenses	1606	24	1582	460	331	791	2	5	798	50.4
Total CLASS #2	21397	98	21299	18425	1311	1464	9	57	19901	93.4
27 Suspicion Released	246		246	246		0			246	100.0
28 Federal Offenses	261	2	259	234	6	19			240	92.7
29 Non-Offense Arrests	1291		1291	1145	145	0		4	1295	100.3
Total CLASS #3	1798	2	1796	1625	152	19		4	1781	99.2
GRAND TOTAL	28986	661	28325	20453	2584	6288	25	164	23216	82.0

By for 1947



CITY OF TOLEDO

OHIO

W. E. ALLEN
Chief of Police

DIVISION OF POLICE

CENSUS TRACT ANALYSIS

Census Tract analysis of Class #1 offenses is comparable to that of 1940 and with tracts 28, 34, 37, 27 and 29 again requiring the most police service. However, tract #37 increased from fifth to third position, #27 decreased from third to fourth position and tract #29 decreased from fourth to fifth position. Tract #28 and #34 remained in their respective first and second places.

Tract #28, covering the downtown and rooming house districts, required 1102 instances of police service and while this is a decrease in known offenses compared with 1940, it still represents 21.1 percent of all Class #1 offenses known to the police. When scanning the table, listed below, it is advisable to omit tract #28 in any comparison and probably best to discount the frequency of events in that area. This tract, it will be noted, is a separate, distinct and out of the ordinary problem area which should be further broken down and treated individually. It will be seen that in rank #2 of the table, there is a general and steady decrease for all other tracts listed. This is not true of tract #28 as it had 428.8 percent more service than the next most frequently serviced tract.

Rank	Tract	Of-fenses	Rank	Tract	Of-fenses
1	28	1102	29	36	61
2	34	257	30	24	60
3	37	212	31	49	60
4	27	205	32	45	58
5	29	201	33	5	55
6	48	138	34	53	50
7	22	131	35	12	49
8	16	123	36	3	47
9	30	122	37	6	47
10	33	122	38	41	46
11	23	117	39	39	45
12	47	117	40	40	45
13	25	113	41	55	44
14	26	110	42	10	43
15	15	95	43	4	42
16	21	92	44	7	39
17	38	88	45	2	38
18	14	77	46	9	37
19	8	76	47	18	37
20	13	75	48	19	30
21	42	71	49	31	30
22	17	70	50	50	29
23	51	70	51	44	28
24	52	67	52	11	27
25	20	66	53	35	26
26	32	66	54	1	23
27	46	66	55	Unknown	14
28	54	64	56	43	9

Charles W. [Signature]
Inspector of Police

- 1. Chief of Police
- 2. Inspector, Staff Office
- 3. Inspector of Police
- 4. Inspector of Detectives
- 5. Inspector of Traffic
- 6. Ident. Bureau
- 7. Cap't., No. 1 Station
- 8. Cap't., No. 2 Station
- 9. Captains of Detectives
- 10. Record Bureau


Copy for 1947

CITY OF TOLEDO

OHIO

STAFF BUREAUS

DIVISION OF POLICE



R. E. Allen,
Chief of Police.

Dear Sir: Staff Bureaus service all branches of the Police Department and are coordinated under the supervision of an

For the purpose of brevity, salutations and conclusions have been omitted from the various bureau reports except those commanded by the rank of an Inspector.

The contents herein have been arranged within a main index and the title of each bureau, or activity, placed at the top or upper right hand corner of each report, for activity identification.

At the outset, all command officers in charge of the various branches and bureaus were instructed to forward to this office a complete report of their activities, accomplishments and costs for the year of 1941, and to omit all unnecessary statements tending to confuse the annual compilation.

With the exceptions of the Traffic Bureau, Detective Bureau and certain other statistical compilations made by the Record Bureau consolidating the departmental activities, this office has revamped the material submitted.

Every effort is being made to improve the Annual Report, from year to year, and it is sincerely hoped that the compilation herein submitted meets with your approval.

Respectfully,

Charles W. Roth

Charles W. Roth,
Inspector of Police.

- Police Operations
- Public Relations
- Radio Section
- Record Bureau
- Safety Education
- Women's Bureau

Vertical text on the left margin, including "Police", "Ident. Bureau", and various numbers.



CITY OF TOLEDO

OHIO

STAFF BUREAUS

WILLIAM E. ALLEN
Chief of Police

DIVISION OF POLICE

January 1st, 1942.

Report of MAN-DAYS

The Staff Bureaus service all branches of the Police Department and are coordinated under the supervision of an Inspector. They consist of the following:

Disabled	684		
Academy - police			
Leave without pay	141		
Armament and equipment			
Suspensions	80		
Communications			
Vacations	4320		
Crime Prevention			
Days-off	18720		
Jails and equipment			
Excused	144	264.52	
Kitchen			
Total Days Worked		103948	
Missing Persons			
Motor vehicles and equipment			
Percent days worked		79.7	
Personnel and Police Surgeon			
Plants and equipment			
	1939	1940	1941
Police Operations			
Percent.	20.4	19.5	20.3
Public Relations			
Radio Service			
Record Bureau			
Safety Education			
Women's Bureau			

C. I. Fawble
C. I. Fawble
Inspector of Police.

- 1. Chief of Police
- 2. Inspector, Staff Office
- 3. Inspector of Police
- 4. Inspector of Detectives
- 5. Inspector of Traffic
- 6. Ident. Bureau
- 7. Cap't., No. 1 Station
- 8. Cap't., No. 2 Station
- 9. Captains of Detectives
- 10. Record Bureau



WILLIAM E. ALLEN
Chief of Police

CITY OF TOLEDO
OHIO

POLICE PERSONNEL
AGES

DIVISION OF POLICE

January 1st, 1942.

January 1st, 1942.

AGES of Police Officers in this division as of December, 1941.

AGE	Report of	MAN-DAYS	OFFICIALS	TOTAL.
	Total Man-Days in 1941		130400	
	Absentees; Sick	2363		
	Disabled	684		
	Leave without pay	141		
	Suspensions	80		
	Vacations	4320		
	Days-off	18720		
	Excused	<u>1144</u>	<u>26452</u>	
	Total Days Worked		103948	

	Percent days worked		79.7	

	ABSENTEES	1939	1940	1941
	Percent.	<u>20.4</u>	<u>19.5</u>	<u>20.3</u>

Respectfully submitted,

C. I. Fauble
C. I. Fauble
Inspector of Police.

FG 273 40 51 364

Average age: 43.5 Yr.

copy for 1947



WELIA E. ALLEN
Chief of Police

CITY OF TOLEDO

OHIO

DIVISION OF POLICE

POLICE PERSONNEL

AGES

January 1st, 1942.

January 1st, 1941.

AGES of Police Officers in this division as of December, 1941.

AGE	PATROLMEN	DETECTIVES	OFFICIALS	TOTAL
24	6			6
25	6			6
26	10			10
27	4			4
28	8			8
29	8			8
30	8			8
31	7			7
32	8			8
33	6			6
34	8			8
35	2	1	1	4
36	2			2
37	4		3	7
38	1	1	1	3
39	4		1	5
40	13		2	15
41	15	2		17
42	10	1	1	12
43	8	3	1	12
44	10	3	3	16
45	7		3	10
46	10	1	1	12
47	16	2	2	20
48	9	3	3	15
49	10	3	4	17
50	9	5	6	20
51	12	3	2	17
52	6	1	1	8
53	6	1		7
54	4	3	4	11
55	6	1	3	10
56	8	1	2	11
57	6	1	4	11
58	6		2	8
59	6	1		7
60	1			1
61	2	1		3
63		1		1
64		1	1	2
Totals	273	40	51	364

Average age: 43.5 Yr.

en for 1947

- 1. Chief of Police
- 2. Inspector, Staff Office
- 3. Inspector of Police
- 4. Inspector of Detectives
- 5. Inspector of Traffic
- 6. Ident. Bureau
- 7. Cap't., No. 1 Station
- 8. Cap't., No. 2 Station
- 9. Captains of Detectives
- 10. Record Bureau



CITY OF TOLEDO

OHIO

WILLIAM E. ALLEN
Chief of Police

DIVISION OF POLICE

POLICE PENSIONERS
POLICE PERSONNEL

January 1st, 1942.

PENSIONERS	1941			TOTAL.
	POLICE	WIDOWS	CHILDREN	
12-31-40			37	194
Added Total Police Officers as of Jan. 1st, 1941.				28
Total Appointments:	2/15	96	86	222
	5/1			5
Removed during 1941	9/8	12	1	13
	12/16			1
As of 12-31-41		84	85	205
			35	27
				386

Left Service;	Date	Name	Title	
Died;	1/24	Max. Kusz	Patrolman	1
	4/15	Wm. Weis	"	1
Dismissed;	4/8	Wm. Bedacht	"	1
	7/5	Michael Burke	"	1
Pensioned;	2/1	Merl Unkle	Detective	1
	7/16	Ralph Van Vorce	Captain	1
	8/1	David Clark	Patrolman	1
		Wm. Coghlin	"	1
		Frank Schiffman	"	1
	12/1	Fred Seideman	"	1
		Grover Howe	"	1
		Forrest Reese	Detective	1
	12/31	Edw. Harris	"	1
		Carl Hartung	"	1
		Edw. Johnson	"	1
Inducted into Military Service	3/16	Edw. Jarczynski	Patrolman	1
	5/11	Wm. Baker	"	1
	8/4	Glen Pfeifer	"	1
	9/8	Richard Heferle	"	1
		Edw. Clancy	"	1
	12/31	Chad Hennessy	"	1
		Ray Krupski	"	1
				22
Total Police Officers as of Dec. 31st, 1941.				364



CITY OF TOLEDO

OHIO

POLICE PENSIONS

WILLIAM E. ALLEN
Chief of Police

DIVISION OF POLICE

January 1st, 1942.

PENSIONERS	POLICE	WIDOWS	CHILDREN	TOTAL.
12-31-40	82	75	37	194
Added during 1941	14	11	3	28
Total	96	86	40	222
Removed during 1941	12	1	5	18
As of 12-31-41	84	85	35	204

COST OF PENSIONS

YEAR	POLICE	WIDOWS	CHILDREN	PAYROLL
1933	35	67	39	63751
1934	38	70	34	65590
1935	58	71	35	81006
1936	66	70	36	88539
1937	67	70	40	107977
1938	76	73	41	110073
1939	79	74	38	118010
1940	82	75	37	122870
1941	84	85	35	126324


C. J. F. [Signature]
Inspector

By [Signature] 1947

- 1. Chief of Police
- 2. Inspector, Staff Office
- 3. Inspector of Police
- 4. Inspector of Detectives
- 5. Inspector of Traffic
- 6. Ident. Bureau
- 7. Cap't., No. 1 Station
- 8. Cap't., No. 2 Station
- 9. Captains of Detectives
- 10. Record Bureau

CITY OF TOLEDO OHIO

ARMAMENT INVENTORY



DIVISION OF POLICE

January 1st, 1942.

1941

GUNS

Statement showing uniform articles, and prices of same, purchased by members of this division during year of 1941.

Table listing various items such as Shirts, Trousers, Breeches, Overcoats, Reefers, Sack Coats, Caps, Belts-Holsters, and Total Expenditures with their respective quantities and prices.

AMMUNITION

Table listing ammunition items including caps for Patrolmen, Sergeants, and Lieutenants, and Belts-Holsters.

GASES

short range gas projectiles - G. N. Gas Federal gas

Respectfully submitted,

MISCELLANEOUS

- List of miscellaneous items including bullet proof vests, dragging outfits, rolls of fireline rope, Star re-loader, lubricators and recizers, 6-cavity mould, night sticks - assigned to officers, and night sticks - in stock.

C. I. Fauble Inspector of Police.



W. E. ALLEN
Chief of Police

CITY OF TOLEDO

OHIO

DIVISION OF POLICE

ARMAMENT INVENTORY

1941

GUNS

- 363 38 special Colt revolvers - assigned to officers
- 80 38 special Colt revolvers - in stock
- 6 32 caliber Colt revolvers - assigned to officers
- 5 22 caliber Colt revolvers - for cadet training
- 20 12 gauge model #10 Remington saved-off pump guns
- 1 12 gauge model #10 Remington long bbl pump gun
- 12 12 gauge model #12 Winchester saved-off pump guns
- 14 12 gauge model #97 Winchester saved-off pump guns
- 5 12 gauge model #97 Winchester long bbl pump guns
- 4 12 gauge double bbl saved-off shotguns
- 1 12 gauge single bbl saved-off shotgun
- 1 10 gauge double bbl saved-off shotgun
- 1 20 gauge double bbl saved-off shotgun
- 14 30-30 Winchester rifles
- 10 45 caliber Thompson sub-machine guns
- 2 7mm Colt machine guns with tripods
- 2 1.5 gas guns

AMMUNITION

- 500 12 gauge shotgun shells
- 2000 38 caliber special factory loaded cartridges
- 2000 45 caliber cartridges
- 27000 38 special re-loaded cartridges
- 46000 primers
- 18½ pounds of powder (half pound cans)

GASES

- 10 Jumbo hand grenades - C. N. Gas
- 6 short range gas projectiles - C. N. Gas
- 2 Federal gas projectives - C. N. Gas

MISCELLANEOUS

- 10 bullet proof vests
- 10 dragging outfits
- 3 reels of fireline rope
- 1 Star re-loader
- 2 lubricators and resizers
- 1 6-cavity mould
- 279 night sticks - assigned to officers
- 200 night sticks - in stock

Chief of Police

Ident. Bureau

2. Inspector, Staff Office

7. Cap't., No. 1 Station

3. Inspector of Police

8. Cap't., No. 2 Station

4. Inspector of Detectives

9. Captains of Detectives

5. Inspector of Traffic

10. Record Bureau

TIME LOST DURING REGULAR PATROL SERVICE

	<u>700AM - 300PM</u>	<u>300PM - 1100PM</u>	<u>1100PM - 700AM</u>	<u>Total</u>
Serving Warrants	229hrs-35mins	423hrs-52mins	101hrs-0mins	754hrs-27mins
Repairs and Service on cars	349hrs-58mins	332hrs-51mins	306hrs-41mins	989hrs-30mins
Repairs and Service on radio sets	15hrs-1min	14hrs-19mins	13hrs-49mins	43hrs-9mins
Traffic Duty	42hrs-18mins	192hrs-48mins	27hrs-21mins	262hrs-27mins
Attendance in Court	51hrs-2mins	30hrs-32mins	1hr-30mins	83hrs-4mins
Special Assignments, Fires, Payrolls, etc.	289hrs-46mins	185hrs-54mins	91hrs-42mins	567hrs-22mins
Strike Duty	131hrs-5mins	194hrs-13mins	47hrs-32mins	372hrs-50mins
Guarding Recovered Automobiles	27hrs-37mins	44hrs-41mins	44hrs-23mins	116hrs-41mins
Washing Automobiles and Equipment	21hrs-21mins	2hrs-47mins	1hr-41mins	25hrs-49mins
Revolver Range for practice	162hrs-0mins	92hrs-24mins	-	254hrs-24mins
Miscellaneous	3hrs-55mins	28hrs-27mins	-	32hrs-22mins
Total Time Loss	1323hrs-38mins	1542hrs-48mins	635hrs-39mins	3502hrs-15mins

** Time loss equivalent to a two-man unit for 472 days and 6 hours, 5 minutes.

by



W. E. ALLEN

DIVISION OF POLICE

Chief of Police

Following is a list of the activities of the Crime Prevention Bureau for the year.

JUVENILES CITED TO COURT FOR THE FOLLOWING OFFENSES

Adultery	1
Assault and Battery	18
Assault with intent to Rape	1
Assault with intent to Rob	2
Attempt Burglary	1
Attempt Rape	1
Attempt Robbery	3
Begging	10
Blackmail	1
Breaking and Entering	31
Burglary and Larceny	55
Buying and Selling Stolen Property	1
Carrying Concealed Weapons	3
Contempt of Court	3
Cruelty to Animals	3
Cutting with Intent to Wound	1
Delinquent Warrant	18
Dependant Warrant	3
Disturbance	72
Escape (Boy's Industrial School)	4
Escape (Mount Alverno School, Columbus, Ohio)	1
Extortion	1
Falsifying Police Report	3
Fornication	3
Grand Larceny	13
Incorrigible	10
Indecent Exposure of Person	1
Investigation	2
Malicious Destruction of Property	71
Material Witness	2
Molesting a Female	3
Molesting a Male	1
Obtaining Money Under False Pretenses	1
Operating Motor Vehicle without Owner's Consent	31
Petit Larceny	208
Possession of Stolen Property	1
Pulling False Fire Alarm	7
Reckless Driving	1
Robbery	5
Runaway	42
Safe Keeping	29
Selling Obscene Literature	1
Sodomy	6
Suspicious Person	16
Tampering with City Fire Hydrant	11
Trespassing	7
Truancy	48
Violation of Dyer Act	2



WILLIAM E. ALLEN
Chief of Police

DIVISION OF POLICE

JUVENILES CITED TO COURT FOR THE FOLLOWING OFFENSES

Violation of CO 2888 (Street Trade Ordinance)	3
Violation of OCC 13362 (Administering Poison to Domestic Animals)	4
Violation of OCC 12619-2 (Tampering with Motor Vehicle)	4
Violation of OCC 13035 (Obscene Literature)	1
Violation of OCC 12634 (Discharging Air-Rifle in Public Places)	3
Violation of OCC 12619-1 (Removing Parts from Motor Vehicle)	7
Violation of OCC 13183 (Using Slugs with Intent to Defraud)	2
Violation of Ohio Liquor Act, Sec. 6064-58 (Consuming Intoxicating Liquor in Motor Vehicle)	4
Violation of Parole	1
Violation of Probation	18
Violation of Suspended Sentence	2
TOTAL	816

Juveniles Interviewed - Cases Adjusted

Assault and Battery	53
Arson	2
Attempt Arson	2
Blackmail	2
Breaking and Entering	32
Burglary and Larceny	2
Discharging Fire Arms in City Limits	2
Disturbance	264
Embezzlement	1
Falsifying Police Report	2
Grand Larceny	3
Incorrigible	18
Investigation	69
Malicious Destruction of Property	239
Molesting a Female	4
Molesting a Male	2
Operating Motor Vehicle Without Owner's Consent	13
Petit Larceny	195
Playing Ball in Alley	9
Playing Football in Street	9
Pulling False Fire Alarm	4
Runaway	11
Sodomy	5
Suspicious Person	6
Tampering with United States Post Office Property	2
Trespassing	78
Truancy	41
Using Obscene and Indecent Language	1

Adults Arrested



RAY E. ALLEN
Chief of Police

DIVISION OF POLICE

Juveniles Interviewed - Cases Adjusted

Violation of CO 443-37 (Fireworks)	3
Violation of CO 243 Sec. 12-K (Riding on Sidewalk)	1
Violation of CO 243 Sec. 12-G (Riding Double)	22
Violation of CO 243 Sec. 5 (No Warning Device)	10
Violation of CO 243 Sec. 3 (No Lights)	6
Violation of CO 243 Sec. 12-C (Reckless Driving)	12
Violation of CO 243 Sec. 12-J (Carrying a Package in Both Hands)	4
Violation of CO 243 Sec. 12-B (Running Red Light)	5
Violation of CO 649-40 (No Bicycle License)	24
Violation of CO 2888 (Street Trade Ordinance)	3
Violation of CO 1648 Sec. 702	14
Violation of OCC 12634 (Discharging Air-Rifle in Public Places)	31
Violation of OCC 12619-1 (Removing Parts from Motor Vehicle)	8
Violation of OCC 13421-16 (Throwing Stones at Motor Vehicle)	3
Violation of OCC 13183 (Using Slugs to Defraud)	9
Violation of OCC 13035 (Obscene Literature)	10
Violation of OCC 12967 (Possession of an Air-Rifle by a Minor under 17 Years)	6
Violation of OCC 12619-2 (Tampering with Motor Vehicle)	1
Violation of TTC Sec. 80-b (Walking in Roadway)	7
Violation of TTC Sec. 11-D (Thumbing Rides in Roadway)	27
TOTAL	1267

Total Complaints 1589
Juveniles Contacted - No Adjustment Needed 1661

Adults Arrested

Assault and Battery	2
Bastardy	6
Carrying Concealed Weapons	1
Contempt of Court	6
Contributing to the Delinquency of a Minor	18
Contributing to the Neglect and Dependancy of a Minor	5
Deserter of the United States Army	2
Driving Under the Influence of Alcohol	1
Drunk and Disorderly	8
Escape	2
Impersonating a Police Officer	1
Lunacy Warrant	3
Molesting a Female	4
Molesting a Male	1
Neglecting Children	1
No Selective Service Registration Card	1



CITY OF TOLEDO OHIO

CRIME PREVENTION BUREAU

WILLIAM E. ALLEN Chief of Police

DIVISION OF POLICE

Operating Motor Vehicle without Owner's Consent	4
Petit Larceny	4
Possession of Obscene Literature	1
Rape	1
Safe Keeping	4
Shooting Firearms in City Limits	1
Sodomy	2
Suspicious Person	4
Threatening	1
Violation CO-649 (No bicycle license)	1
Violation CO-443-37 (Fireworks)	3
Violation OGC-12966 (Selling Toy Pistol to juvenile under 16 years of age)	1
Violation OGC-12968 (Allowing child under 14 years of age to beg or peddle)	1
Violation OGC-12423 (Felonious Assault)	2
Violation OGC-12619 (Removing parts from Motor Vehicle)	1
Violation Child Labor Laws	18
Violation Ohio Liquor Act, Sec 6064-22	2
Violation State Auto License Laws	1
TOTAL	114

<u>Complaints Received</u>		<u>How Cleared</u>	
Crime Prevention Bureau	970	Cleared by arrest	538
From Record Bureau	619	Exceptionally	638
		Unfounded	121
		Total Cleared	1297
		Inactive	292
Total Complaints	1589		1589

<u>Extra Clearances</u>	
Arson	1
Assault and battery	1
Breaking and entering	5
Burglary - attempt	10
Burglary and larceny	56
Larceny of bicycle	33
Larceny of purses	2
Malicious destruction of property	18
Molesting male person	1
Operating Motor Vehicle without Owner's Consent	21
Parking Meters - coin tube thefts	86
Petit Larceny	19
Pulling false fire alarms	5
Suspicious Persons	3
Violation OGC-12619-1 (removing motor vehicle parts)	5
TOTAL	266



W. E. ALLEN

DIVISION OF POLICE

Chief of Police

Miscellaneous Activities

Bicycle inspections	378
Bicycle investigations	561
Bicycle Licenses issued	18178
Bicycle Licenses transferred	133
Bicycle License fee receipts	\$4575.25
Bicycles recovered	112
Bowling alley inspections	77
Juvenile Court citations served	7
Liquor investigations	3
School window complaints cleared	14
Statements taken	31
Stolen property recovered - value	\$5346.51
Visits to schools	1383
Special investigations	86

Property Confiscated

Air rifles	35
Hand grenade	1
Illegal knives	1
Revolvers	4
Rifles (firearms)	4

Juveniles arrested by other members of the department 579

Public talks given	19
Attendance	1118

Public tours of safety building	16
Attendance	553

Three additional patrolmen were assigned to the Crime Prevention Bureau during the year, effective as of June 1, 1941, and at which time the task of inspecting and licensing bicycles in the city began. The bureau now consists of a Lieutenant and six Patrolmen.

- 1. Chief of Police
- 2. Inspector, Staff Office
- 3. Inspector of Police
- 4. Inspector of Detectives
- 5. Inspector of Traffic
- 6. Ident. Bureau
- 7. Cap't., No. 1 Station
- 8. Cap't., No. 2 Station
- 9. Captains of Detectives
- 10. Record Bureau



W. E. ALLEN
Chief of Police

CITY OF TOLEDO
OHIO

JAILS and EQUIPMENT PRISONER

DIVISION OF POLICE

1941

January 1st, 1942.

Statement showing number of meals, and cost of same, furnished prisoners at Safety Bldg. during year of 1941.

The continued enforcement of maintaining standard procedures in recording and, in general, the handling of prisoners was continued throughout the year.

No additional equipment was purchased for the bureau during the year. The entire cell division was repainted at a cost of \$290.00. Windows broken by prisoners were replaced at the cost of \$15.00. The sanitation condition of the cells and cell blocks was satisfactory and without complaint.

The bureau's personnel consisted of one Lieutenant in charge, three Patrolmen Turnkeys, three Patrolmen Jailors, one Patrolman who works on the relief job in the capacity of either Turnkey or Jailor, two Patrolmen detailed as Bailiff's detailed to the Court Rooms.

There were 19227 prisoners handled through the bureau during the year.

August	922	194	563	149	566	144	289.40
September	1449	84	256	78	291	75	140.00
October	452	143	237	122	264	125	152.25
November	842	246	497	199	498	291	282.10
December	710	267	477	246	455	227	274.35
	777	171	419	151	470	150	242.30
	9678	2555	5468	2223	5769	2145	\$3168.35

12233 Breakfasts @ 10¢ Ea. 1223.30
 7691 Dinners 15¢ 1153.65
 7914 Suppers 10¢ 791.40
 \$3168.35

The stove, table, coffee urn and cooking and serving utensils are furnished by the operator of the kitchen. The space, heat, electricity, refrigerator, stove, small counter, and water are furnished by the City of Toledo.

- 1. Chief of Police
- 2. Inspector, Staff Office
- 3. Inspector of Police
- 4. Inspector of Detectives
- 5. Inspector of Traffic
- 6. Ident. Bureau
- 7. Cap't., No. 1 Station
- 8. Cap't., No. 2 Station
- 9. Captains of Detectives
- 10. Record Bureau



WELIA E. ALLEN
 Chief of Police

CITY OF TOLEDO

OHIO

DIVISION OF POLICE

MEALS FURNISHED PRISONERS

MISSING PERSON'S BUREAU

January 1st, 1942.

Statement showing number of meals, and cost of same, furnished prisoners at Safety Bldg. during year of 1941.

1941 Month	Breakfast		Dinner		Supper		Cost	
	Male	Female	Male	Female	Male	Female		
January	674	119	391	92	419	96	203.25	
February	691	161	363	149	400	140	216.00	
March	832	196	443	174	513	168	263.45	
April	816	287	421	268	433	258	282.75	
May	764	166	387	132	420	133	226.15	
June	793	237	447	200	474	187	266.15	
July	956	284	567	263	566	251	330.20	
August	922	194	563	149	566	144	289.40	
September								
1st Half	449	84	256	78	291	75	140.00	
2nd "	452	143	237	122	264	125	152.25	
October	842	246	497	199	498	191	282.10	
November	710	267	477	246	455	227	274.35	
December	777	171	419	151	470	150	242.30	
	9678	2555	5468	2223	5769	2145	\$3168.35	
	12233 Breakfasts @ 10¢ Ea.					1223.30		
	7691 Dinners					1153.65		
	7914 Suppers					791.40		\$3168.35

The steam table, coffee urns, and cooking and serving utensils are furnished by the operator of the kitchen. The space, heat, electricity, frigidaire, stove, small counter, and water are furnished by the City of Toledo.

- 1. Chief of Police
- 2. Inspector, Staff Office
- 3. Inspector of Police
- 4. Inspector of Detectives
- 5. Inspector of Traffic
- 6. Ident. Bureau
- 7. Cap't., No. 1 Station
- 8. Cap't., No. 2 Station
- 9. Captains of Detectives
- 10. Record Bureau

gy for 1947



CITY OF TOLEDO

OHIO

MISSING PERSON'S BUREAU

WILLIAM E. ALLEN
Chief of Police

DIVISION OF POLICE

Cases cleared	665
Pending as of 12-31-41	41
Total persons reported missing during 1941	706

Persons Located Or Returned Of Their Own Accord

Local Boys under 16 years	235
Local Boys under 20 years	49
Local Girls under 16 years	99
Local Girls under 20 years	53
Local male adults	196
Local Female adults	74
Total Local	706

Out Of Town Requests For Location

Persons reported missing during 1941	109
Not cleared as of 12-31-41	85
Boys under 16 years of age	109
Boys under 20 years of age	28
Girls under 16 years of age	68
Girls under 20 years of age	56
Male adults	29
Female adults	23
Not stated	9
Total Out Of Town	326

Communications

	Letters	Phone Calls	Radio-grams	Tele-grams
Received from other departments	208	21	232	19
Received from individuals	309	16		15
Requests to other departments for location	36	5	26	
Requests to other departments for cancellation	176			
Letters of investigation from other departments	44			
Letters answered	275	14	40	17
Warrant addresses for department	77			
Total communications received	820			
Total communications sent out	589			
Requests from Selective Service Boards for addresses	3			
Arrests on old warrants	1			
Fugitive arrests	1			
U. S. Army Deserter	1			
Safety Building Tours (2) - attendance	55			



WILLIAM E. ALLEN
Chief of Police

CITY OF TOLEDO

OHIO

DIVISION OF POLICE

MOTOR EQUIPMENT

Car No.	Kind Vehicle	Purchased	Speedometer	Miles Run	Gasoline Gallons	Oil Quarts
1	Ford Patrol	6- 26-40	20310	13566	1411	67
2	Ford Patrol	6- 26-40	21964	15004	1193	83
3	Ford Patrol	7- 11-41	15144	15083	1854	65
4	Ford Patrol	7- 11-41	15830	15770	1750	65
5	Ford Patrol	7- 11-41	6716	6657	856	26
6	Ford Patrol	7- 11-41	9000	8943	865	32
7	Ford Patrol	7- 11-41	17707	17648	1795	78
8	Ford Patrol	7- 11-41	15725	15669	1765	71
13	Ford Patrol *	6- 16-37	115298	13581	1594	49
23	GMC Patrol *	3- 16-39	85090	19635	2237	158
24	GMC Patrol	3- 16-39	124675	37243	3721	212
25	GMC Patrol *	3- 16-39	80051	15380	1814	108
26	GMC Patrol *	3- 16-39	98453	27140	3237	197
27	GMC Patrol *	3- 16-39	98157	27695	3064	209
30	Ford coupe	9- 21-38	41035	5563	556	25
36	Ford coach *	10-11-30	71508	1209	290	30
40	Plymouth cch *	3- 28-39	66372	30418	3585	262
41	Plymouth cch	3- 28-39	90152	23427	2198	116
42	Plymouth cch	3- 28-39	75420	17008	2120	87
43	Plymouth cch	3- 28-39	59473	22223	2985	137
44	Plymouth cch	3- 28-39	92600	27138	2972	189
45	Plymouth cch	3- 28-39	98926	17675	1767	99
47	Plymouth cch	3- 28-39	97532	26965	2607	195
48	Plymouth cch	3- 28-39	91772	24982	2453	252
49	Plymouth cch	3- 28-39	101661	28649	2862	213
50	Buick sedan	7- 8-41	14323	14323	871	60
52	Buick sedan *	4- 18-40	30437	10737	804	69
53	Packard sed	7- 31-36	70483	9123	846	74
54	Pontiac sed	12-16-39	29404	13316	885	66
61	Ford coach *	9- 11-36	100257	5488	974	23
63	Ford coach *	9- 11-36	94908	5184	538	23
65	Ford coach *	9- 11-36	94978	7058	711	35
67	Ford coach	9- 11-36	103106	11392	1278	77
68	Ford coach	9- 11-36	112618	11751	1343	55
69	Ford coach *	9- 11-36	83580	5729	690	398
70	Ford coach *	9- 11-36	110089	5748	497	22
71	Ford coach *	9- 11-36	65197	9208	1208	28
72	Ford coach *	9- 11-36	101627	5889	647	45
76	Ford coach	9- 11-36	88525	15019	1435	60
77	Ford coach	9- 11-36	52538	7871	760	74
78	Ford coach	9- 11-36	53333	8069	758	72
79	Ford coach	9- 11-36	53796	7170	775	23

Chief of Police

Ident. Bureau

2. Inspector, Staff Office

7. Cap't., No. 1 Station

3. Inspector of Police

8. Cap't., No. 2 Station

4. Inspector of Detectives

9. Captains of Detectives

5. Inspector of Traffic

10. Record Bureau



CITY OF TOLEDO

MOTOR EQUIPMENT

W. E. ALLEN
Chief of Police

DIVISION OF POLICE

Car No.	Gasoline Cost	Oil Cost	Repairs Costs	Tires Costs	Total Cost	Cost Per Mile	Miles Per Gal.
1	\$ 161.89	\$ 7.86	\$ 100.67	\$.	\$ 270.42	\$01.9	9.6
2	137.07	9.44	62.83	63.36	272.70	1.8	12.5
3	237.11	10.00	131.05	15.26	393.42	2.6	8.1
4	227.44	9.90	122.32		359.66	2.2	9.0
5	112.48	4.70	127.63		244.81	3.6	7.7
6	110.07	4.21	69.58		183.86	2.0	10.4
7	230.49	11.34	122.54	13.76	378.13	2.1	9.8
8	227.40	10.60	168.97		406.97	2.5	8.8
13	173.15	4.58	367.01	60.27	605.01	4.4	8.5
23	236.01	15.58	248.03	30.52	530.14	2.6	8.7
24	406.71	20.36	410.90	53.87	891.84	2.3	10.0
25	188.53	10.44	154.38	14.79	368.14	2.3	8.4
26	346.61	19.22	636.55	72.43	1073.81	3.9	8.3
27	327.66	19.76	309.26	14.03	680.71	2.4	9.0
30	63.46	2.45	64.75	38.59	169.25	3.0	10.0
36	30.96	2.67	32.92		66.55	5.5	4.1
40	399.64	25.44	259.61	35.79	720.48	2.3	8.4
41	235.92	10.99	387.52	52.51	686.94	2.9	10.6
42	235.88	8.35	413.40	17.67	675.30	3.9	8.0
43	325.70	13.13	570.55	35.79	945.17	4.2	7.4
44	422.38	17.59	324.00	36.09	700.06	2.5	9.1
45	188.01	9.36	464.62	26.28	688.27	3.8	10.0
47	294.07	18.59	438.54	26.73	777.93	2.8	10.3
48	278.90	24.48	486.54	18.42	808.34	3.2	10.4
49	316.00	20.23	457.37	18.12	811.72	2.8	10.0
50	107.28	8.05	109.00		224.33	1.5	16.4
52	84.77	6.77	50.85		142.39	1.3	13.3
53	97.55	7.38	296.50	24.03	425.55	4.6	10.7
54	101.12	6.55	162.13	36.02	305.82	2.2	15.0
61	101.58	2.27	177.44	17.22	298.51	5.4	5.6
63	57.75	2.22	37.30	8.61	105.87	2.0	9.6
65	75.48	3.39	64.12		142.99	2.0	9.9
67	145.02	7.56	175.62	27.48	355.68	3.1	8.9
68	150.24	5.33	249.09	9.06	413.72	3.5	8.7
69	73.98	3.51	31.97	9.06	118.52	2.0	8.3
70	52.71	2.12	102.28	35.79	192.90	3.3	11.5
71	129.19	2.66	104.47		236.32	2.5	7.6
72	68.60	4.29	66.11	8.61	147.61	2.5	9.1
76	159.88	5.82	120.65	26.28	312.63	2.0	10.4
77	85.05	6.96	178.44	9.36	279.81	3.5	10.3
78	83.63	6.76	250.30		340.69	4.2	10.6
79	89.22	2.26	49.85	8.61	149.94	2.0	9.2

- 1. Chief of Police
- 2. Inspector, Staff Office
- 3. Inspector of Police
- 4. Inspector of Detectives
- 5. Inspector of Traffic
- 6. Ident. Bureau
- 7. Cap't., No. 1 Station
- 8. Cap't., No. 2 Station
- 9. Captains of Detectives
- 10. Record Bureau



CITY OF TOLEDO

MOTOR EQUIPMENT

OHIO

WILLIAM E. ALLEN
Chief of Police

DIVISION OF POLICE

Motor No	Kind Vehicle	Purchased	Speedometer	Miles Run	Gasoline Gallons	Oil Quarts
80	Ford coach	9- 11-36	67438	10316	1025	71
81	Ford coach	9- 11-36	92879	14810	1374	119
82	Ford coach *	9- 11-36	95011	3937	331	29
84	Ford coach	9- 11-36	87663	13431	1370	57
85	Ford coach	9- 11-36	36174	7071	632	62
86	Ford coach	9- 11-36	92960	13163	1369	85
87	Ford coach	9- 11-36	32775	6986	789	73
88	Ford coach	9- 11-36	67614	11038	1226	41
91	Ford coach	9- 11-36	69713	8352	803	61
92	Ford coach	9- 11-36	72305	11537	1125	33
#94	Ford coach	9- 11-36	73704	14688	1523	50
95	Ford coach	9- 11-36	64975	8024	776	30
96	Ford coach	9- 11-36	81393	15000	1401	64
97	Ford coach	9- 11-36	62714	9425	1040	34
98	Ford coach	9- 11-36	69644	14210	1495	37
100	Ford coach	9- 11-36	87039	12163	1577	75
101	Hudson coach	4- 12-40	48831	24348	2734	97
102	Hudson coach	4- 12-40	49646	25572	2437	97
103	Hudson coach	4- 12-40	66167	32947	3233	103
104	Hudson coach	4- 12-40	51571	25247	2535	110
105	Hudson coach	4- 12-40	34979	16815	2461	79
106	Hudson coach	4- 12-40	26459	11623	627	55
107	Ford coach	7- 12-41	14864	14801	1934	85
108	Ford coach	7- 12-41	26285	26227	2281	131
109	Ford coach	7- 12-41	18667	18606	1642	84
110	Ford coach	7- 12-41	16912	16846	1857	104
111	Ford coach	7- 12-41	14422	14355	1654	73
112	Ford coach	7- 12-41	11250	11185	1205	64
113	Ford coach	7- 12-41	17110	17054	1800	101
114	Ford coach	7- 12-41	17263	17201	1531	89
115	Ford coach	7- 12-41	13094	13032	1315	67
116	Ford coach	7- 12-41	19991	19933	1904	127
117	Ford coach	7- 12-41	21805	21736	1725	88
118	Ford coach	7- 12-41	8797	8738	682	31
119	Ford coach	7- 12-41	6474	6415	509	33
120	Ford coach	7- 12-41	10569	10504	850	44
121	Ford coach	7- 12-41	8859	8788	702	25
122	Ford coach	7- 12-41	11566	10481	879	41
123	Ford coach	7- 12-41	5013	4949	368	17
124	Ford coach	7- 12-41	8906	8837	680	36
125	Ford coach	7- 12-41	8937	8849	1207	47
126	Ford coach	7- 12-41	7967	7909	480	26

- 1. Chief of Police
- 2. Inspector, Staff Office
- 3. Inspector of Police
- 4. Inspector of Detectives
- 5. Inspector of Traffic
- 6. Ident. Bureau
- 7. Cap't., No. 1 Station
- 8. Cap't., No. 2 Station
- 9. Captains of Detectives
- 10. Record Bureau



CITY OF TOLEDO

OHIO

FOUR EQUIPMENT

WILLIAM E. ALLEN
Chief of Police

DIVISION OF POLICE

Car No	Gasoline Cost	Oil Cost	Repair Costs	Tires Cost	Total Cost	Cost Per Mile	Miles Per Gal
80	115.33	6.91	106.83		229.07	2.2	10.0
81	151.28	11.29	75.52	26.73	264.82	1.7	10.7
82	35.51	2.72	57.62		95.85	2.4	11.8
84	156.27	5.56	137.59	35.79	335.21	2.4	9.8
85	71.51	5.96	198.42		275.89	3.9	11.1
86	154.98	8.36	86.80	8.61	258.75	1.9	9.6
87	90.32	7.37	189.70	8.61	296.00	4.2	8.8
88	139.57	3.97	118.04		261.58	2.3	9.0
91	89.93	6.50	308.43		404.86	4.8	10.4
92	125.73	3.29	66.46	8.61	204.09	1.7	10.2
94	171.01	4.93	213.28	9.36	398.58	2.7	9.6
95	86.32	2.98	96.26	9.06	194.62	2.4	10.3
96	155.27	6.13	161.82	26.73	349.95	2.3	10.7
97	117.25	3.35	172.23	8.61	301.44	3.1	9.0
98	166.84	3.73	91.30	9.06	270.93	1.9	9.5
100	174.39	7.12	181.86	18.42	381.79	3.1	7.7
101	297.95	9.70	247.06	42.17	596.88	2.4	8.9
102	269.73	9.66	412.40	20.16	711.95	2.7	10.4
103	356.79	10.14	416.09	60.63	843.65	2.5	10.1
104	273.82	10.89	298.98	32.08	615.77	2.4	9.9
105	266.80	7.85	492.92	20.37	787.94	4.6	6.8
106	71.06	5.98	113.73	10.22	200.99	1.7	18.5
107	242.01	11.62	247.80	10.22	511.65	3.4	7.6
108	286.73	19.23	142.24	10.22	458.42	1.7	11.4
109	204.61	11.70	136.80		353.11	1.8	11.3
110	234.38	13.82	216.86		465.06	2.8	9.0
111	209.65	10.69	123.47		343.81	2.3	8.7
112	152.86	9.71	115.93		278.50	2.4	9.3
113	226.69	13.88	181.46		422.03	2.4	9.5
114	190.99	12.09	152.76	10.22	366.06	2.1	11.2
115	167.01	9.72	97.50	10.22	284.45	2.1	9.9
116	240.31	19.08	167.09		426.48	2.1	10.5
117	216.87	12.63	235.06		464.56	2.1	12.6
118	85.63	4.08	43.29		133.00	1.5	12.9
119	63.45	4.39	33.58		101.42	1.5	12.6
120	106.44	5.56	53.58		165.58	1.5	12.4
121	87.91	3.15	40.21		131.27	1.4	12.5
122	110.40	5.58	53.84		169.82	1.6	11.9
123	46.52	1.78	175.53	223.83	223.83	4.5	13.4
124	85.05	4.70	51.85		141.60	1.6	13.0
125	153.32	6.53	179.45		339.30	3.8	7.4
126	59.33	3.61	34.57		98.61	1.2	16.5

deducted costs, last third year - charged to each year

- 1. Chief of Police
- 2. Inspector, Staff Office
- 3. Inspector of Police
- 4. Inspector of Detectives
- 5. Inspector of Traffic
- 6. Ident. Bureau
- 7. Cap't., No. 1 Station
- 8. Cap't., No. 2 Station
- 9. Captains of Detectives
- 10. Record Bureau



W. E. ALLEN
Chief of Police

CITY OF TOLEDO

OHIO

DIVISION OF POLICE

MOTOR EQUIPMENT

Car No	Kind Vehicle	Purchased	Speedometer	Miles Run	Gasoline Gallons	Oil Quarts
1	Indian Cycle	2- 23-38	4424			
3	Indian Cycle	3- 24-39	18568	9054	402	52
4	Indian Cycle	3- 24-39	12252	3454	193	46
5	Indian Cycle	3- 24-39	13925	3560	216	32
6	Indian Cycle	3-2 4-39	13254	6153	225	16
7	Indian Cycle	3- 24-39	12850	4395	253	27
8	Indian Cycle	3- 24-39	13264	6344	259	14
9	Indian Cycle	3- 24-39	14003	6916	406	35
10	Indian Cycle	* 3- 24-39	13037	5547	304	57
11	Indiana Cycle	3- 24-39	12821	5248	318	17
14	Harley Cycle	3- 24-39	19693	6248	247	20
15	Harley Cycle	3- 24-39	18780	4527	163	24
16	Harley Cycle	3- 24-39	20313	6221	228	20
17	Harley Cycle	3- 24-39	11768	5228	231	20
18	Harley Cycle	3- 24-39	27077	7189	247	18
19	Harley Cycle	3- 24-39	19468	6194	234	23
20	Harley Cycle	3- 24-39	14986	3888	176	16
21	Harley Cycle	3- 24-39	21662	6396	361	23
22	Harley Cycle	3- 24-39	20256	7910	312	20
23	Harley Cycle	3- 24-39	11005	5268	181	16
33	Harley Cycle	3- 19-35	42174	7647	276	43
36	Harley Cycle	7- 19-35	27529	4041	191	46
37	Harley Cycle	7- 19-35	37203	7740	451	69
39	Harley Cycle	7- 19-35	38982	6753	274	49
40	Harley Cycle	7- 19-35	35330	6777	432	82
41	Harley Cycle	7- 19-35	39033	5102	304	58
42	Harley Cycle	7- 19-35	41909	6803	366	43
44	Harley Cycle	7- 19-35	32881	4602	232	52
45	Harley Cycle	7- 19-35	28357	5729	240	63
46	Harley Cycle	7- 19-35	47262	7226	442	120
52	Harley Cycle	7- 19-35	43839	8256	475	139
53	Harley Cycle	3- 6-37	19063	1692	138	12

Motor Sergeant's Car					352	
Radio Sergeant's Car					360	8
Police Doctor's Car					291	1
School Police Supervisor's Car					631	
Out Of Town Car					5	
Shops, etc.	6.35	4.40			78	58
Miscellaneous Items						
				1387613	134152	7984

Total pro-rated overhead costs, last third year - charged to each vehicle

Grand Total - - - - -

- 1. Chief of Police
- 2. Inspector, Staff Office
- 3. Inspector of Police
- 4. Inspector of Detectives
- 5. Inspector of Traffic
- 6. Ident. Bureau
- 7. Cap't., No. 1 Station
- 8. Cap't., No. 2 Station
- 9. Captains of Detectives
- 10. Record Bureau



E. ALLEN
Chief of Police

CITY OF TOLEDO
OHIO

DIVISION OF POLICE

MOTOR EQUIPMENT

OPERATIONS

Car No	Gasoline Cost	Oil Cost	Repairs Cost	Tires Cost	Total Cost	Cost Per Mile	Miles Per Gal
1	\$.	\$.	\$ 11.64	\$.	\$ 11.64	\$.	
3	46.82	2.97	49.54	16.38	115.71	01.2	22.5
4	21.43	2.58	24.76		48.77	1.4	17.9
5	25.42	1.78	14.57	8.08	49.71	1.3	16.6
6	25.80	.95	50.52		77.27	1.2	27.3
7	29.66	2.07	64.31	14.59	110.63	2.5	17.4
8	30.05	.71	43.06	16.16	89.98	1.4	24.5
9	46.35	2.53	70.19	39.60	158.67	2.2	17.0
10	32.07	4.05	30.89	9.65	76.66	1.3	18.2
11	36.16	1.05	49.89	1.57	88.67	1.6	16.5
14	27.94	1.01	30.94		59.89	.9	25.3
15	18.28	1.21	48.30	16.16	83.95	1.8	27.8
16	25.95	1.02	10.05		37.02	.5	28.3
17	26.21	1.02	7.88	16.20	51.31	.9	22.6
18	27.98	.90	24.53	9.65	63.06	.8	29.1
19	26.84	1.18	21.02	1.57	50.61	.8	26.5
20	19.32	.81	54.69	16.16	90.98	2.3	22.1
21	42.58	1.19	29.53	8.08	81.38	1.1	20.4
22	35.74	1.02	61.25	24.24	122.25	1.5	25.4
23	21.49	1.02	96.05	8.30	126.86	2.4	29.1
33	33.27	2.18	40.37	3.14	78.96	1.0	27.7
36	23.39	2.45	20.17	8.30	54.31	1.3	21.2
37	50.94	4.04	35.75	18.17	108.90	1.4	17.2
39	32.23	2.62	22.59		57.44	.8	24.6
40	48.65	4.79	20.07	16.60	90.11	1.3	15.7
41	34.60	3.32	15.89		53.81	1.0	16.8
42	42.06	2.80	47.20	16.60	108.66	1.5	18.6
44	25.17	3.55	10.29		39.01	.8	19.8
45	25.85	3.90	38.99	9.87	78.61	1.6	19.7
46	49.85	6.93	65.18	33.95	155.91	2.1	16.3
52	53.33	7.90	51.95	49.80	162.98	1.7	19.5
53	15.36	.81	18.56		34.73	2.0	12.3
<hr/>							
MSC	40.53				40.53		
MSC	40.90	.72			41.62		
PDC	36.37	.08			36.45		
PSC	68.25				68.25		
OTC	.52				.52		
etc	9.04	6.35	4.40		19.79		
II			491.61		491.61		
	\$15380.90	\$804.58	\$17559.59	\$1623.33	\$35368.40	\$02.5	9.7
Pro-rated overhead costs					2500.99		
Grand Total					\$37869.39	\$02.7	

- 1. Chief of Police
- 2. Inspector, Staff Office
- 3. Inspector of Police
- 4. Inspector of Detectives
- 5. Inspector of Traffic
- 6. Asst. Chief of Police
- 7. Cap't., No. 1 Station
- 8. Cap't., No. 2 Station
- 9. Captains of Detectives
- 10. Record Bureau



E. ALLEN
Chief of Police

DIVISION OF POLICE

Equipment.

For Servicing Parking Meters

Our rolling stock was materially improved by the purchase July 1, of 20 Ford coaches for Scout Car duty, 6 Ford Patrols for Patrol Wagon service and on August 12, the purchase of a Chevrolet truck for use in the Sign Shop.

6000 clocks out of adjustment

Emergency Duties.

As a result of our present wartime defense program, 7 officers were assigned to special guard duty at the Municipal Airport after the necessary survey. They were given orders, instructions and beat assignments so that the premises and equipment would be fully protected.

15 round rear glasses installed

Other New Duties.

September 1, the department started the inspection, licensing and supervision of bicycle registrations and the related enforcement duties thereto.

- 1. Chief of Police
- 2. Inspector, Staff Office
- 3. Inspector of Police
- 4. Inspector of Detectives
- 5. Inspector of Traffic
- 6. Ident. Bureau
- 7. Cap't., No. 1 Station
- 8. Cap't., No. 2 Station
- 9. Captains of Detectives
- 10. Record Bureau



WILLIAM E. ALLEN
Chief of Police

DIVISION OF POLICE

1941

Causes For Servicing Parking Meters

1488 bad coins	
754 foreign obstacles	
1303 clocks run down	\$19,534.00
6004 clocks out of adjustment	\$17,111.00
46 meter heads broken off	\$ 2,723.00
298 broken into and coin tubes stolen.	
614 hours in shop	\$ 3,808.17
18283 meters serviced	\$ 3,642.57
133 meters installed	\$ 165.60
76 meters removed	
183 loose posts repaired	
15 round rear glasses installed	\$ 866.10
29 broken heads	\$ 153.00
Total amount disbursed to Police Pension Fund	\$ 1,019.10

All property held as evidence or identification has been checked with the property room receipt and record books and is found to be in order.

- 1. Chief of Police
- 2. Inspector, Staff Office
- 3. Inspector of Police
- 4. Inspector of Detectives
- 5. Inspector of Traffic
- 6. Ident. Bureau
- 7. Cap't., No. 1 Station
- 8. Cap't., No. 2 Station
- 9. Captains of Detectives
- 10. Record Bureau



WILLIAM E. ALLEN
Chief of Police

DIVISION OF POLICE

1941

This service consists of the installation and maintenance of all radio and electrical equipment used by the Police Department. The Radio Service building is located at 715 Jefferson Avenue and has storage space for 25 automobiles and 20 motorcycles.

Property Room Activities For 1941

Estimated value of merchandise received	\$19,834.00
Estimated value of merchandise returned	<u>\$17,111.00</u>
Estimated value - cases pending	\$ 2,723.00
Radio Service Building	- 0 -

Money received	<u>Fixed Waits</u>	\$ 3,808.17
Disbursements	12 station rec	<u>\$ 3,642.57</u>
Pending	2 Sheriff's office	\$ 165.60
	1 Michigan State	
	1 Fulton County Sheriff	
	1 NYGR Police	
	1 F. B. I. Highra	
Money procured through auction sale	5 amplifiers	\$ 866.10
Confiscated slot machine coins	25 Fixed Receivers	<u>153.00</u>
Total monies disbursed to Police Pension Fund		\$ 1,019.10

MONTHLY ACQUISITIONS

All property held as evidence or identification has been checked with the property room receipt and record books and is found to be in order.

\$101.36	Police Autos	\$257.24
32.92	Police	
50.43	NYGR Police	1.22
100.29	Crime Laboratory	30.27
55.46	Police Range	12.46
	Michigan State	\$717.23
		\$709.94
		111.70
		22.68

By J. H. 1947

- 1. Chief of Police
- 2. Inspector, Staff Office
- 3. Inspector of Police
- 4. Inspector of Detectives
- 5. Inspector of Traffic
- 6. Ident. Bureau
- 7. Cap't., No. 1 Station
- 8. Cap't., No. 2 Station
- 9. Captains of Detectives
- 10. Record Bureau

DIVISION OF POLICE

1941

Service	Units	Cost	Cost	Total
---------	-------	------	------	-------

This service consists of the installation and maintenance of all radio and electrical equipment used by the Police Department. The Radio Service building is located at 716 Jefferson Avenue and has storage space for 15 automobiles and 20 motorcycles.

The service is supervised by one Sergeant and maintained by four radio service men, one motorcycle repairman and one barn man. Two men were hired for part time service during the year to work during the vacation periods and to assist during the absence of one of the radio operators. There were four civilian operators and one patrolman assigned to the communications operations.

The following equipment was serviced and maintained at the Radio Service Building:

Mobile Units


Fixed Units

- | | |
|-------------------------------|-------------------------|
| 68 police autos | 12 station receivers |
| 26 motorcycles | 2 Sheriff's offices |
| 9 Fire Dept. autos | 1 Michigan State Police |
| 4 Fire & Police Alarm | 1 Fulton County Sheriff |
| 6 Sheriff's autos | 1 NYCRR Police |
| 4 Sheriff's motorcycles | 1 F. B. I. Hdqtrs |
| 2 TTRR Police cars | 5 amplifiers |
| 1 NYCRR Police car | 23 Fixed Receivers |
| 2 F. B. I. Autos | |
| 1 Village Maumee auto | |
| <u>123</u> Total Mobile Units | |

MONTHLY REQUISITIONS

January	\$101.36	Police Autos	\$557.24
February	53.68	Police cycles	143.77
March	51.30	Sheriff's autos	10.75
April	99.84	Fire Department	9.48
May	49.99	Fire Alarm	7.89
June	38.76	TTRR Police	1.22
July	54.91	NYCRR Police	.97
August	52.92	Crime Laboratory	30.54
September	50.43	Police Range	15.46
October	100.29		
Balance	56.46		<u>\$777.32</u>

Special armatures \$709.94
Special antennas 111.70
22.68



WILLIAM E. ALLEN
Chief of Police

- 1. Inspector, Staff Office
- 2. Inspector of Police
- 3. Inspector of Detectives
- 4. Inspector of Traffic
- 5. Captains of Detectives
- 6. Captains of Police
- 7. Captains of Detectives
- 8. Captains of Police
- 9. Captains of Detectives
- 10. Record Bureau



WILLIAM E. ALLEN
Chief of Police

CITY OF TOLEDO
OHIO

RADIO SERVICE

DIVISION OF POLICE

MAINTENANCE

Service	Units	Cost per unit	Cost per mnth	Total Cost
Police autos	61	\$8.50	\$43.24	\$518.95
Police motorcycles	26	5.53	11.98	143.77
Police Receivers (stat'n)	10	1.07	.89	10.75
Fire Department	9	1.05	.79	9.48
Fire & Police Alarm	4	1.97	.66	7.89
TTRR Police	2	.61		1.22
NYCRR Police	1			.97
Police Pistol Range				15.46
Crime Laboratory				30.54
Total	125	\$21.92	\$60.75	\$777.32

Service calls to cars on duty - replacement of cars on district - transferring disabled car to Municipal Garage for repairs. Also radio service calls on districts.

Shift	Auto	Radio	Total
700am - 300pm	469	161	630
300pm - 1100pm	188	143	331
1100pm - 700am	147	91	238
	<u>804</u>	<u>395</u>	<u>1198</u>

Batteries changed at the Municipal Garage	autos	187
Batteries changed at the Municipal Garage	cycles	57
Vibrators replaced in motorcycles	new	15
Vibrators replaced in motorcycles	repaired	38
Vibrators replaced in automobiles	new	9
Genemotors replaced	new autos	5
Genemotors replaced	repaired "	45
Speakers repaired		44
Cars junked - radio equipment removed		18

Radio tubes in stock December 31, 1940	253
Radio tubes purchased during 1941	415
	<u>668</u>

<u>Tubes Used in Mobile Units</u>	<u>Tubes Used in Station Units-</u>
Police autos 200	Safety Director 2
Police cycles 88	Crime Laboratory 5
Fire Department 7	Traffic Bureau 10
Fire & Police Alarm 6	Captain's Office 4
Lucas County Sheriff 8	Detective Bureau 6
TTRR Police 3	Radio Service 11
NYCRR Police 2	Inspectors 3
	Sign Shop 3
<u>314</u>	Municipal Garage 7
Amplifiers 21	Michigan State Police 6
Station Receivers 57	
	<u>57</u>
Stock 12-31-41 392	
	<u>668</u>

- 1. Chief of Police
- 2. Inspector, Staff Office
- 3. Inspector of Police
- 4. Inspector of Detectives
- 5. Inspector of Traffic
- 6. Ident. Bureau
- 7. Cap't., No. 1 Station
- 8. Cap't., No. 2 Station
- 9. Captains of Detectives
- 10. Record Bureau

1941

NEW RADIO EQUIPPED POLICE CARS, JULY 1941

#107	Scout	Ford	Motorola	#2123
108	Scout	Ford	Motorola	#2669
1099	Scout	Ford	Motorola	#2166
110	Scout	Ford	Motorola	#2660
111	Scout	Ford	Motorola	#2199
112	Scout	Ford	Motorola	#2094
113	Scout	Ford	Motorola	#2304
114	Scout	Ford	Motorola	#2637
115	Scout	Ford	Motorola	#2644
116	Scout	Ford	Motorola	#2725
117	Traffic Inves'tgn	Ford	Motorola	#1911
118	Detective Cruiser	Ford	Motorola	#2086
119	Detective Cruiser	Ford	Motorola	#2355
120	Traffic Insp'tr	Ford	Motorola	#2599
121	Detective Cruiser	Ford	Link-199	871
122	Detective Cruiser	Ford	Link-199	903
123	Detective Cruiser	Ford	Link-199	874
124	Detective Cruiser	Ford	Motorola	#1945
125	Scout	Ford	Motorola	#2315
126	Safety Director	Ford	Motorola	#2074
50	City Manager	Buick	Motorola	#2118
3	Patrol Cruiser	Ford	Motorola	#2602
4	Patrol Cruiser	Ford	Motorola	#2666
5	Patrol Cruiser	Ford	Motorola	#2590
6	Patrol Cruiser	Ford	Motorola	#2544
7	Patrol Cruiser	Ford	Motorola	#2076
8	Patrol Cruiser	Ford	Motorola	#1427
9	Patrol Cruiser	Ford	-	-
			Extra Chassis	#2374
			Extra Chassis	#1936

Radios were installed with special speaker brackets for cowl mounting in scout cars, and special speaker cases for the patrol cruisers, both of which were made-up at the Radio Service.

Sirens with special brackets for dash mounting and starter relays with single pole double-throw switches, to cut the siren in and out with the horn button, were installed.

New type gun holders were installed on all Scouts and Patrol Cruisers. Extra dash lights were provided on the cruisers. Special single mount whip type antennas were installed on all new cars.

Chief of Police

2. Inspector, Staff Office

3. Inspector of Police

4. Inspector of Detectives

5. Inspector of Traffic

Ident. Bureau

7. Cap't., No. 1 Station

8. Cap't., No. 2 Station

9. Captains of Detectives

10. Record Bureau



CITY OF TOLEDO

OHIO

RADIO SERVICE

DIVISION OF POLICE

1941

RADIO MAINTENANCE SUPPLIES

Radio replacement parts and supplies	\$777.32	
Fluorescent lights for Traffic Bureau, Sign Shop, Radio Service and Lieutenant's Desk	98.48	
Replacement lights	13.50	
Total	\$889.30	\$889.30

NEW RADIO EQUIPMENT

26 Motorola Police Radios @ \$58.00	\$1,508.00	
26 Whip antennas @ \$2.80	72.80	
30 Whip replacement antennas @ \$2.04	71.10	
Total	\$1651.90	\$1,651.90

SHOP SUPPLIES FOR RADIO SERVICE

1 RCA Volt Ohmyst	\$30.00	
1 High speed lathe	70.00	
1 Step ladder	2.25	
1 #4 Bonner stove	24.00	
18 Lengths stove pipe	5.18	
Total	\$131.43	\$131.43

RADIO STATION - ALARM BUILDING - WRDQ

Lumber for operator's desk	\$49.09	
Hardware for operator's desk	5.62	
Total	\$54.71	\$54.71

CRIME LABORATORY - SUPPLIES

1 Jones plug P302 CCT	\$.20	
1 Jones plug S302 CCT	.20	
1 Pair brush phones	5.40	
100 Feet special shielded wire	1.50	
2 Mike connectors - male	.48	
2 Mike connectors - female	.60	
2 Condensers - WE1650	1.46	
100 Feet special #2 shielded wire	3.50	
2 Mike plugs	.90	
2 6SJ7 tubes @ \$.51	1.02	
2 6SK7 tubes @ \$.46	.92	
4 6H6 tubes @ \$.51	2.04	
4 6L6 tubes @ \$.89	3.56	
2 6C5 tubes @ \$.51	1.02	

Chief of Police

Ident. Bureau

2. Inspector, Staff Office

7. Cap't., No. 1 Station

3. Inspector of Police

8. Cap't., No. 2 Station

4. Inspector of Detectives

9. Captains of Detectives

5. Inspector of Traffic

10. Record Bureau



WILLIAM E. ALLEN
Chief of Police

CITY OF TOLEDO
OHIO

RADIO SERVICE

DIVISION OF POLICE

1941

SERVICE TO RADIO EQUIPPED FIRE AND POLICE ALARM VEHICLES

2	6N7 tubes @ \$.74 ea		\$ 1.48	
2	6L7 tubes @ \$.74 ea		1.48	
1	5Y3 tube @ \$.30 ea		.30	
2	6C8 tubes @ \$.74		1.48	
100	Feet mike cable @ \$.03 ea		3.00	
Total			\$30.54	\$30.54

SPECIAL REQUISITION

2	Model #218 Astatic mikes		\$24.30	
2	WE1650 - 16MFD condensers		1.35	
2	CS135 - 12MFD condensers		1.40	
1	Turner mike repaired		1.75	
Total			\$28.80	\$28.80
Total expenditures			\$7.39	\$2,786.68

SERVICE TO RADIO EQUIPPED FIRE DEPARTMENT VEHICLES

#929	Buick	Rescue Squad	Sparton #40	Purchased
930	Diamond "T"	Rescue Squad	Sparton #41	5- 15-36
943	Pontiac Cch		Sparton #43	5- 15-36
944	Pontiac Cch	District Chief 6	Sparton #45	5- 15-36
945	Pontiac cpe	District Chief 4	Sparton #46	5- 15-36
946	Pontiac Cpe	District Chief 7	Sparton #42	5- 15-36
947	Studebaker	Deputy Chief	Link-199 875	5- 16-40
948	Studebaker Sd	Chief	Link-199 871	5- 16-40
949	Chevrolet Cch	Inspector	Sparton #44	5- 15-36

Jan 11	#929	- 2-39 tubes, 1-.2 cond	\$ 1.14	1 hour
Jan 22	949	- 1-39 tube, rep'd antenna	.46	1 hour
Jan 22	944	- 1-42 tube	.38	1 hour
Jan 28	949	1-CH antenna	2.85	2 hour
Mar 10	947	New motor bonds		1 hour
Apr 8	929	Repaired antenna		1 hour
Apr 9	949	Radio cleaned and repeaked		1 hour
July 4	930	1- 75 tube, antenna repaired		1 hour
Jul 29	929	Radio cleaned and repeaked	.84	1 hour
Sep 10	943	1-42 - 1-39 tubes	.84	1 hour
Oct 3	929	Replaced switch	.40	1 hour
Oct 29	946	1CD32 whip antenna	2.97	2 hour
9 Units			\$ 9.48	13 hours

4 39 tubes @ \$.47 ea \$1.84
 2 42 tubes @ \$.38 ea .76
 1 75 tube @ \$.84 ea .84
 1 Condenser @ \$.22 .22
 1 Antenna @ \$2.85 2.85
 1 Antenna @ \$2.97 2.97
 Cost per month - \$.79; per unit cost \$1.05; 13 hours labor

- 2. Inspector, Staff Office
- 3. Inspector of Police
- 4. Inspector of Detectives
- 5. Inspector of Traffic
- 7. Cap't., No. 1 Station
- 8. Cap't., No. 2 Station
- 9. Captains of Detectives
- 10. Record Bureau



CITY OF TOLEDO

OHIO

RADIO SERVICE

44

WELIA E. ALLEN
Chief of Police

DIVISION OF POLICE

1941

SERVICE TO RADIO EQUIPPED FIRE AND POLICE ALARM VEHICLES

#1	Line truck	Link-199	550	101		11-15-40
4	Line truck	Link-199	925	102		11-15-40
8	Line truck	Link-199	940	103		11-15-40
14	Sup'tds Car	Link-199	1653	104		11-15-40

Feb 18	Truck #8	replaced power pack				1 hour
May 27	Truck #8	1 6K8 - 1 6B8 - 1 6J7 tubes	\$2.07			1 hour
Jun 9	Truck #8	rebuilt power pack				2 hours
		2 new bearings		1.60		
Jul 17	Truck #1	New vibrator		1.70		
Aug 18	Truck #8	1 Genemotor condenser		.60		
Sep 24	Truck #4	4 braces on fire wall				2 hours
Sep 25	Truck #4	repeaked				2 hours
		1 6J7 - 1 6K8 - 1 6C8 tubes	1.92			
			<u>\$7.89</u>			8 hours

4 Units

2	6K8 @ \$.59 ea	\$1.18
1	6B8 @ \$.89 ea	.89
2	6J7 @ \$.59 ea	1.18
1	6C8 @ \$.74 ea	.74
1	Condenser @ \$.60 ea	.60
2	Bearings @ \$.80 ea	1.60
1	Vibrator @ \$1.70 ea	1.70
		<u>\$7.89</u>

(labor - 8 hours)

Cost per month - \$.66 - Per unit cost \$1.97.

SERVICE TO RADIO EQUIPPED "TRR" POLICE VEHICLES

#51	Chevrolet	Link-149L	#132148	Purchased
52	Chevrolet	Link-149L	# 1941	4- 28-39
				11- 9-39

Jan 6	#52	1-77 tube @ \$.38 ea	\$.38	1 hour
Mar 29	52	1-77 - 1 6A7 tubes	.84	1 hour

Apr 24	52	Removed from old car and installed in New Chevrolet with radio #1932		3 hours
Jun 25	52	Checked and cleaned		1 hour

2 Units			\$.1.22	6 hours
---------	--	--	----------	---------

2-77 tube @ \$.38 ea	\$.76
1-6A7 tube @ \$.46 ea	.46
	<u>\$ 1.22</u>

Per unit cost - \$.61.

Chief of Police

2. Inspector, Staff Office

3. Inspector of Police

4. Inspector of Detectives

5. Inspector of Traffic

Ident. Bureau

7. Cap't., No. 1 Station

8. Cap't., No. 2 Station

9. Captains of Detectives

10. Record Bureau



CITY OF TOLEDO
OHIO

RADIO SERVICE

WILLIAM E. ALLEN
Chief of Police

DIVISION OF POLICE

SERVICE TO RADIO EQUIPPED "NYCRR" POLICE VEHICLES

Date	Vehicle #	Description	Cost	Labor
Feb 24	#53	Motorola rebuilt (parts furnished by NYCRR)		8 hours
Aug 12	#53	Installed new Motorola, model P6912 serial 2119	\$1.20	6 hours
Oct 7	#53	1 6X5 - 1 6K6, tubes	\$.49	1 hour
			<u>\$.97</u>	
Total				15 hrs

MOTORCYCLES - PARTS AND TUBES

10	38 tubes, @ \$.51 ea	\$5.10
12	37 tubes	4.32
51	36 tubes	23.46
2	6-K-8 tubes	1.18
4	6-B-8 tubes	3.56
1	6-J-7 tube	.59
2	6-A-7 tubes	.86
1	77 tube	.38
5	78 tubes	1.90
12	Condensers	6.40
21	Vol Controls	12.60
15	Vibrators	51.60
3	RF Chokes	4.05
1	Power Transformer @ \$2.50ea	2.50
12	Whip antennas @ \$1.84 ea	22.68
100	Feet speaker wire @ \$.027	2.75
Total - Parts		<u>\$143.77</u>

26 Units

88 tubes	24 speakers rebuilt
12 condensers	4 cases rebuilt
21 vol controls	4 sets transferred
15 vibrators	
3 RF Chokes	
1 power transformer	
12 whip antennas	

Cost per unit - \$5.53; cost per month - \$11.98.



WILLIAM E. ALLEN
Chief of Police

CITY OF TOLEDO

OHIO

DIVISION OF POLICE

RADIO SERVICE

1941

POLICE PISTOL RANGE - AMPLIFIER AND LIGHTS

1	#5ZNP Oxford speaker		\$1.20
4	BE333 switch boxes		.49
4	8603 HH switches		1.66
2	8601 switch plates		.50
1	88470 switch plates		.43
6	387 Appelton SW boxes		.72
5	Porcelain sockets for lights		3.50
4	Handy box covers		.30
50	foot loom		1.38
100	#5 staples		.40
100	feet #18 super cord		2.75
135	feet twisted lean-in		1.68
6	rubber caps		.45
Total			\$15.46

COAL USED - RADIO SERVICE BUILDING

Jan 7	10,000#	Gosline Coal Co
Feb 6	10,000#	Ackerman Coal Co
Feb 22	10,000#	Ackerman Coal Co
Mar 27	10,000#	Ackerman Coal Co
Sep 5	6,300#	Ackerman Coal Co
Nov 24	12,000#	Ackerman Coal Co
Total		58,300# or 29 tons, 300#

SERVICE TO RADIO EQUIPPED LUCAS COUNTY SHERIFF'S VEHICLES

#41	Hudson Traffic Patrol	Motorola #3277	Purchased
42	Ford Patrol	Link-199 962	4- 18-41
43	Ford Patrol	Motorola 3460	1- 29-40
44	Ford Patrol	Link-199 962A	4- 18-41
45	Chev Traffic Patrol	Motorola 3539	1- 29-40
1	Chrysler spl	Link-149L 1847	4- 18-41
			3- 16-39
2	Harley cycle	RCA	3- 10-38
3	Harley cycle	RCA	3- 10-38
4	Harley cycle	RCA	3- 10-38
5	Harley cycle	RCA	3- 10-38

CITY OF TOLEDO
OHIO

RADIO SERVICE
SAFETY EDUCATION



WILLIAM E. ALLEN
Chief of Police

DIVISION OF POLICE

Jan 7	#42	6 suppressors @	\$.18	\$1.08	Labor
Jan 15	42	78 tube	.38	.38	1 hour
Feb 16	44	44 tube	.38	.38	1 hour
Apr 18	41	Hudson Traffic Patrol install Motorola radio serial 3277 - antenna			8 hours
Apr 19	45	Chev Traffic Patrol, install motorola radio serial 3539 - antenna			6 hours
Apr 20	43	Ford Patrol, install motorola radio serial 3460 - whip antenna			6 hours
Apr 27	Cyl 2	Radio check & clean			1 hour
May 1	43	Repair remote control			1 hour
May 6	cyl 2	Repeak & repair, 6A7 tube	.46	.46	1 hour
May 7	Cyl 2	Install PMS-1, whip antenna	.40	.40	1 hour
May 13	42	Remove Link radio 1847			1 hour
May 14		Chrysler sed, install Link radio 149L			6 hours
Jun 7	44	Install Link radio serial 962A			6 hours
Jun 19	44	Replace power supply	.74	.74	1 hour
Jun 24	42	Install Link-199 radio, serial 962			6 hours
Jul 2	43	Vol control shaft, new control & switch	.95	.95	2 hours
Jul 16	43	Repairs on radio, 0Z4 tube	.77	.77	1.50
Sep 3	44	Replace vol control 1 SW	1.50	1.50	.25
Sep 15	45	Move radio			4 hours
Sep 22	42	Repair power line			1 hour
Sep 23	43	Repair antenna			1 hour
Oct 28	41	0Z4 tube, 6Q7	1.36	1.36	1 hour
Oct 29	43	Remove radio, in- stall whip antenna			5 hours
Nov 21	44	6SF5 tube Spotlight repairs	.48	.48	1 hour
Total				\$10.75	64 hours
2 automobiles		\$7.89			7 tubes
4 motorcycles		2.86			1 tube
		\$1075			8

Cost per unit - automobiles, \$1.31.
Cost per unit - motorcycles, .72.

- 1. Chief of Police
- 2. Inspector, Staff Office
- 3. Inspector of Police
- 4. Inspector of Detectives
- 5. Inspector of Traffic
- 6. Ident. Bureau
- 7. Cap't., No. 1 Station
- 8. Cap't., No. 2 Station
- 9. Captains of Detectives
- 10. Record Bureau



CITY OF TOLEDO

OHIO

SAFETY EDUCATION

DIVISION OF POLICE

E. ALLEN
W. E. ALLEN
Chief of Police

SPECIAL ACTIVITIES AND ACCOMPLISHMENTS

The Bureau of Safety Education lists the following activities for 1941.

<u>Lectures</u>	<u>Number</u>	<u>Attendance</u>
Public Schools	50	29256
Parochial Schools	34	9551
County Schools	2	300
Junior High Schools	3	2249
Adult Groups	12	600
Totals	101	37956

Lecture Tours

Youth Groups

The Great Lakes Revolver Tournament, of international scope at the Toledo Police Combat Range early in 1940, enjoyed an increase of thirty percent in attendance over 1939. This was the third annual international match. The Professional Order of Police National Match was held here in 1941. The bureau assisted at the Toledo Police Academy in the Post Entry Training and helped with the training of the new men appointed to the department. Instruction in military drill, Ju-jitsu and the use of firearms was given by this bureau at the Police Revolver Range. Some time was also given to put into active use the last stage of the Police Revolver Range.

Statistical Report

The Toledo Police Combat Range under construction was brought to completion on July 1, 1941. The traffic statistical report for the year of 1941 shows that there were only 3 children killed, but 377 were injured. This is a decided decrease in the number of fatalities but an increase in those injured over 1940.

Regular members of this department in this work.

The F. B. I. conducted Civilian Defense Training at the Police Academy from December 1, to 6, inclusive, to which fifty members of this department were in attendance for the total period of forty-four accredited hours.

Respectfully yours,

Charles W. Roth,
Inspector of Police.

Copy for 1947

- 1. Ident. Bureau
- 2. Inspector, Staff Office
- 3. Inspector of Police
- 4. Inspector of Detectives
- 5. Inspector of Traffic
- 7. Cap't., No. 1 Station
- 8. Cap't., No. 2 Station
- 9. Captains of Detectives
- 10. Record Bureau



CITY OF TOLEDO

OHIO

DIVISION OF POLICE

STREET LIGHT OUTAGES

E. ALLEN
Chief of Police

SPECIAL ACTIVITIES AND ACCOMPLISHMENTS

January 1st, 1942.

The Inspector in charge of Police Operations, Training and Personnel was sent to Cleveland, Ohio on November 13 and 14, to the F. B. I. School of Police Administration of Civilian Defense, for the purpose of obtaining certain information for local use. The Staff Inspector was also sent to the Ohio State University to lead a police conference for one day only, in March of this year, at the expense of the Ohio State University. One Sergeant was sent to the Ohio State University for a three days course on Civilian Defense.

The Revolver Team consisting of the five most consistent shooters competed in matches held in various surrounding cities and at Camp Perry, Ohio, where they entered the National Matches in the latter part of August and the early part of September.

The Great Lakes Revolver Tournament, of international scope, held at the Toledo Police Combat Range early in October enjoyed an increase of thirty percent in attendance over 1940. This was the third annual international match. The Fraternal Order of Police National Match was held here in September of this year. Medals were issued to the highest ten visiting competitors, also to the highest ten local officers including Policewomen. Besides this, the Roulet Trophy was won by a member of the Detroit Police Department and the Dan-Chester Trophy was won and retained by a member of our local department.

The Toledo Police Combat Range under construction for over two years was brought to completion on July 1, of this year.

The Civilian Defense procedure was set-up under the supervision of the Staff Inspector, which included the character investigation of all applicants, training of Auxiliary Police as well as all regular members of this department in this work.

The F. B. I. conducted Civilian Defense Training at the Police Academy from December 1, to 6, inclusive, to which fifty members of this department were in attendance for the total period of forty-four accredited hours.

Respectfully yours,

Charles W. Roth,
Inspector of Police.

- 1. Chief of Police
- 2. Inspector, Staff Office
- 3. Inspector of Police
- 4. Inspector of Detectives
- 5. Inspector of Traffic
- 6. Ident. Bureau
- 7. Cap't., No. 1 Station
- 8. Cap't., No. 2 Station
- 9. Captains of Detectives
- 10. Record Bureau



CITY OF TOLEDO

OHIO

MELBA E. ALLEN
Chief of Police

DIVISION OF POLICE

STREET LIGHT OUTAGES

Jan. 1st, 1942

Toledo, Ohio.
January 1st, 1942.

Annual report of the women's bureau for the year of 1941:

5729 Investigations of complaints.
82 more than last year.
4017 Office interviews in regard to complaints.
286 more than last year.

STREET LIGHTS

Hours dark in 1941. (As reported by Police Officers.)

January	122
February	92
March	62
April	72
May	32
June	--
July	20
August	6
September	78
October	74
November	24
December	582
Total Failure to Pay Wage	
582 hr. @ 3¢ ea.	\$17.46 (Refunded to City)
1	Furnishing Liquor to a Minor
1	Hold for Dr. Pauls
1	Lunacy Warrant
1	Malignous Destruction of Property
1	Molesting
2	Neglect of Minor
3	Parole Violator
4	Peace Warrant
59	Safekeeping
2	Selling Liquor to Minor
14	Suspicion
7	Suspicious Person

- 1. Police
- 2. Inspector, Staff Office
- 3. Inspector of Police
- 4. Inspector of Detectives
- 5. Inspector of Traffic
- 6. Ident. Bureau
- 7. Cap't., No. 1 Station
- 8. Cap't., No. 2 Station
- 9. Captains of Detectives
- 10. Record Bureau



CITY OF TOLEDO

OHIO

WILLIAM E. ALLEN
Chief of Police

DIVISION OF POLICE

Jan. 1st, 1942

WOMEN'S BUREAU

Annual report of the women's bureau for the year of 1941:

- 5729 Investigations on complaints.
82 more than last year.
- 4017 Office in interviews in regard to complaints.
286 more than last year.

ARRESTS:

- 206 Arrests (adult) made by Policewomen. 31 more than last year. 20 Felonies. 186 Misdemeanors.

Felonies.

- 1 Abortion
- 1 Aiding and Abetting an Abortion
- 1 Assault with intent to Rape - \$100.00
- 2 Attempt Rape
- 2 Child Stealing
- 1 Conversion
- 1 Forgery
- 1 Grand Larceny
- 1 Kidnapping
- 6 Rape
- 3 Robbery

Misdemeanors.

- 6 Adultery
- 8 Assault & Battery
- 1 Attachment
- 1 Bastardy
- 1 Bench Warrant
- 1 Complaining Witness
- 11 Contributing to Delinquency of Minor
- 6 Drunk & Disorderly
- 1 Escape
- 1 Failure to Pay Minimum Wage
- 3 Fornication
- 1 Furnishing Liquor to a Minor
- 2 Health Warrant
- 8 Hold for Dr. Paule
- 3 Indecent Exposure
- 4 Lunacy Warrant
- 1 Malicious Destruction of Property
- 9 Molesting
- 2 Neglect of Minor
- 3 Parole Violator
- 4 Peace Warrant
- 59 Safekeeping
- 2 Selling Liquor to Minor
- 14 Suspicion
- 7 Suspicious Person

Police

Ident. Bureau

2. Inspector, Staff Office

7. Cap't., No. 1 Station

3. Inspector of Police

8. Cap't., No. 2 Station

4. Inspector of Detectives

9. Captains of Detectives

5. Inspector of Traffic

10. Record Bureau



CITY OF TOLEDO

OHIO

DETECTIVE BUREAU

DIVISION OF POLICE

WILLIAM E. ALLEN
Chief of Police

- 1 Threatening
- 2 Unlawful Practice of Dentistry
- 2 Vio. Fortune Telling Ordinance
- 12 Vio. Medical Practice Act
- 2 Vio. Probation
- 1 Vio. State Auto License Law
- 1 Vio. Taxi License Law
- 1 Vio. Traffic Ordinance
- 1 Vio. Vendor License

Juvenile.

206 Boys and girls taken in custody under 18 yrs.

WOMEN'S DETENTION QUARTERS:

1488 Women admitted and cared for in bureau.

Cost of Repairs \$25.00 Cost of supplies \$100.00

MISCELLANEOUS:

- 225 Cases in Court
- 9982 Dance Hall Permits
- 198 Dance Hall License Applications
- 392 Hours Patrolling
- 161 Statements
- 151 Letters
- 18 Out of Toledo Visits
- 53 Missing People Located
- 1315 Visits to Beer Gardens, Dance Halls and other public places. 378 less than last year.

RECOVERED PROPERTY: \$500.00

CONFISCATED:

- 16 Punch Boards
- 282 Magazines taken off racks
- 170 Magazine racks censored

PUBLIC TALKS:

- 59 Appearances
- 5887 Attendance

Joseph Fruchey
Inspector of Detectives



WILLIAM E. ALLEN
Chief of Police

CITY OF TOLEDO
OHIO

DIVISION OF POLICE

DETECTIVE BUREAU

DETECTIVE BUREAU CLEARANCE REPORT

Mr. Ray E. Allen,
Chief of Police.

Sir:

The Detective Bureau Assist And Investigation report is self explanatory in indicating the results of thier work, compared to the volume of duties assigned to the various squads.

The number of prosecutions and convictions show a considerable increase over comparable figures of former years. This increase is not only creditable to the Detective Bureau, but to the entire department as well.

While it is true that Class #1 Offenses have been reduced over the past several years, and the clearances remaining constant or been increased, it is becoming more difficult to cope with crime and carry on with the ever increasing police services required by the public today with our reduced personnel.

The activities of each squad will be found under the various sub-heads, responsible to this bureau. There will also be found elsewhere within the report certain activities in which the bureau participated.

Sincerely,

Joseph Fruchey
Joseph Fruchey,
Inspector of Detectives.

Of-Cleared Cases	By Bureau Arrest	Other Bureau Clear- ances	Un'nd Thru Bureau In- vesti- gations	Total Clear- ances	Percent Cleared By Bureau
13	4	2	2	21	46.2
6	1	1	1	9	33.3
10	1	1	1	13	30.2
10	1	1	1	13	29.9
10	1	1	1	13	27.1
10	1	1	1	13	27.7
10	1	1	1	13	27.1
10	1	1	1	13	11.8
10	1	1	1	13	17.4
10	1	1	1	13	20.5
10	1	1	1	13	19.1
10	1	1	1	13	88.9
10	1	1	1	13	26.6
10	1	1	1	13	50.0
10	1	1	1	13	8.4
10	1	1	1	13	3.9
10	1	1	1	13	4.3
10	1	1	1	13	33.3
10	1	1	1	13	1.1
10	1	1	1	13	14.3
10	1	1	1	13	26.7
10	1	1	1	13	2.3
10	1	1	1	13	2.3
10	1	1	1	13	29.3
10	1	1	1	13	15.7
10	1	1	1	13	12.2
10	1	1	1	13	20.1
1020	716	313	2049	7.1	

- 1. Police
- 2. Inspector, Staff Office
- 3. Inspector of Police
- 4. Inspector of Detectives
- 5. Inspector of Traffic
- 6. Det. Bureau
- 7. Cap't., No. 1 Station
- 8. Cap't., No. 2 Station
- 9. Captains of Detectives
- 10. Record Bureau



CITY OF TOLEDO

OHIO

WILLIAM E. ALLEN
Chief of Police

DIVISION OF POLICE

DETECTIVE BUREAU CLEARANCE REPORT

<u>Classification</u>	<u>Of- fenses Re-ported</u>	<u>Cleared By Bureau Arrest</u>	<u>Other Bureau Clear-ances</u>	<u>Unf'nd Thru Bureau In-vesti-gations</u>	<u>Total Clear-ances</u>	<u>Percent Cleared By Bureau</u>
1-a Murder	13	4	2	1	6	46.2
1-b Neg.Mnslightr	6	1	1	1	2	33.3
2 Rape	43	10	3	13	26	30.2
3 Robbery	221	30	28	39	97	43.9
4 Agg't Assault	121	19	54	2	57	47.1
5 Burglary	1221	61	339	72	472	38.7
6-a Larceny Ovr \$50	336	7		17	24	7.1
6-b Larceny Und \$50	2968	123	125	101	349	11.8
7 Auto Theft	864	54	49	47	150	17.4
Total Class #1	5793	309	601	278	1188	20.5
8 Other Assaults	743	29	38	8	75	10.1
9 Forgery, etc	9	2	6	8	8	88.9
10 Fraud, etc	320	55	26	4	85	26.6
11 Stolen Property	4	2			2	50.0
12 Weapon Offenses	83	3	3	1	7	8.4
13 Comm'l Vice	213					.0
14 Sex Offenses	307	4	1	5	10	3.3
15 Family Offenses	602	21	4		25	4.2
16 State Narcotics	9	3			3	33.3
17 State Liquor Laws	107	1			1	.9
18 Drunkenness	4218	48			48	1.1
19 Dis. Conduct	1209	156	7	10	173	14.3
20 Vagrancy	15	4			4	26.7
21 Gambling	10736					.0
22 Drive Intox'td	242	2			2	.8
23 Road Laws	716	4	2		6	.8
24 Parking Viol'ns	49					.0
25 State Motor Laws	209	4	1		5	4.7
26 All Other Off'ns	1606	22	22	6	50	3.1
Total Class #2	21397	360	110	34	504	2.3
27 Suspicion Rel'd	246	146			146	59.3
28 Federal Offenses	261	39	1	1	41	15.7
29 Non-Offense Arrs.	1291	166	4		170	13.2
Total Class #3	1798	351	5	1	357	20.1
GRAND TOTAL	28986	1020	716	313	2049	7.1

04 JF 1947

Chief of Police

Ident. Bureau

2. Inspector, Staff Office

7. Cap't., No. 1 Station

3. Inspector of Police

8. Cap't., No. 2 Station

4. Inspector of Detectives

9. Captains of Detectives

5. Inspector of Traffic

10. Record Bureau



CITY OF TOLEDO
OHIO

WILLIAM E. ALLEN
Chief of Police

DIVISION OF POLICE

DETECTIVE BUREAU ASSIST AND INVESTIGATION REPORT

Classification	Bank and Hotel	Homi- cide	Rob- bery	Bur- glary	Auto	Gen- eral	Pawn- shop
1-a Murder		5	3	2	1	1	
1-b Neg. Mnslghtr							
2 Rape							
3 Robbery			2	1		7	
4 Agg't Assaults	1	10	28	10	12	12	17
5 Burglary				1	3	11	
6-a Larceny Over \$50	1		42	109	113	86	6
6-b Larceny Undr \$50	1		11	5	3	11	13
7 Auto Theft			15	3	17	33	10
Total Class #1	3	18	102	135	135	175	46
8 Other Assaults						11	
9 Forgery, etc	9		8	11	7	16	
10 Fraud, etc	24					26	
11 Stolen Property		7	6	3	16	1	1
12 Weapon Offenses					1	1	
Comm'l Vice (13)		5	8	9	6	9	
14 Sex Offenses						17	
15 Family Offenses		1	8	1	12	3	
16 State Drug Laws							
17 State Liquor Laws							
18 Drunkenness		2	5		2	2	
19 Disorderly Conduct		2	15	1	6	3	6
20 Vagrancy							
21 Gambling							
22 Drive Intoxicated			1				
23 Road Laws							
24 Parking Violations						1	
25 State Motor Laws							
26 All Other Offenses	4	20	22	14	22	85	1
Total Class #2	37	5	59	19	61	175	8
27 Suspicion Released	19	10	35	24	28	10	3
28 Federal Offenses	1	4		4	6	24	8
29 Non-Offense Arrests			11	11	25	53	
Total Class #3	20	14	46	39	59	87	11
GRAND TOTAL	60	37	207	193	255	437	65
Autos Rec'd - number				1	126	4	1
Autos Rec'd - value				\$450	\$66750	\$3050	\$175
Complaints Investigated	259	1313	374	1389	2688	5319	461
Rec'd Property - value			\$3469	\$16252	\$2935	\$14427	\$9654
Warrants Served	24	3	15	1	48	68	4
Times in Municipal Court	37	94	47	85	108	55	29
Times Common Pleas Court	31	75	24	49	67	7	8
Letters, Radiograms, etc	128	141	18	96	204	62	

- 1. Chief of Police
- 2. Inspector, Staff Office
- 3. Inspector of Police
- 4. Inspector of Detectives
- 5. Inspector of Traffic
- 6. Ident. Bureau
- 7. Cap't., No. 1 Station
- 8. Cap't., No. 2 Station
- 9. Captains of Detectives
- 10. Record Bureau



WILLIAM E. ALLEN
Chief of Police

CITY OF TOLEDO
OHIO

CRIME DETECTION LABORATORY 5

DIVISION OF POLICE

HOMICIDE AND ACCIDENTAL DEATH REPORT

Classifications	1941	1940	1939	1938	1937	1936
Fetus examined	-	3	2	-	205	-
Cases handled					150	
Homicide whose polygrams indicated confession after examination	12	11	12	12	12	17
Suicides By:					68	
Shooting	13	11	14	11	18	13
Hanging	10	11	13	10	13	17
Poison	8	7	6	5	4	5
Drowning	3	8	11	7	5	7
Monoxide	7	4	3	6	3	2
Miscellaneous	5	8	9	6	1	4
Total Suicides	46	49	56	45	44	48
Accidents By:						
Drowning	12	8	10	-	-	-
Shooting	-	1	-	-	-	-
Burns	4	6	14	-	-	-
Falls	20	28	31	-	-	-
Monoxide	3	6	4	-	-	-
Poison	3	4	1	-	-	-
Industrial	14	14	15	-	-	-
Railroad	5	-	-	-	-	-
Miscellaneous	7	11	8	-	-	-
Total Accidental Deaths	68	78	83	74	85	106
Drownings (cause unknown)	2	-	-	-	-	-
Automobile Deaths	52	42	42	48	73	67
Abortions	2	1	1	2	-	-

- 1. Chief of Police
- 2. Inspector, Staff Office
- 3. Inspector of Police
- 4. Inspector of Detectives
- 5. Inspector of Traffic
- 6. Ident. Bureau
- 7. Cap't., No. 1 Station
- 8. Cap't., No. 2 Station
- 9. Captains of Detectives
- 10. Record Bureau

04 8/19/47



CITY OF TOLEDO
OHIO

CRIME DETECTION LABORATORY

WILLIAM E. ALLEN
Chief of Police

DIVISION OF POLICE

1941

POLYGRAPH EXAMINATIONS

Subjects examined	205
Cases handled	150
Subjects whose polygrams indicated deception, who confessed after examination	63
Subjects whose polygrams indicated deception, although no confession was obtained	16
Subjects who refused to take test	12
Subjects whose physical condition would not permit an examination	1
Persons implicated in crime, through subjects responses - later apprehended	23
Subjects cleared	113
Prosecutor's Office - \$50.00 fees	1
Lucas County Prosecutor's Office - \$50.00 fees	1
Wyandotte County Prosecutor's Office - \$25.00 fee	1
Defiance State Bank - \$25.00 fee	1
Total fees -	\$550.00

CASES REPORTED

Robbery	12
Burglary, Breaking or Entering	29
Grand Larceny	54
Petit Larceny	5
Molesting	6
Rape	4
Murder	8
Arson	6
Robbery - false report of police departments	7
Hit-skip	4
Driving while under influence of liquor	1
Suspect of with-holding information	6
Vice	7
Bastardy	1

OFFENSES CLEARED

Burglary	60
Robbery	22
Larceny	41
Auto Theft	12
Petit Larceny	70
Purse Snatching	14
Rape	2
Murder	2
Arson	5
Molesting	1
Bastardy	1

CHEMICAL ANALYSIS

MICRO-ANALYSIS

- 1. Chief of Police
- 2. Inspector, Staff Office
- 3. Inspector of Police
- 4. Inspector of Detectives
- 5. Inspector of Traffic
- 6. Ident. Bureau
- 7. Cap't., No. 1 Station
- 8. Cap't., No. 2 Station
- 9. Captains of Detectives
- 10. Record Bureau



CITY OF TOLEDO
OHIO

CRIME DETECTION LABORATORY 58

WILLIAM E. ALLEN
Chief of Police

DIVISION OF POLICE

1941

SUBJECTS SUBMITTED BY

Inspector of Detectives	166
Juvenile Court	4
Lucas County Sheriff	1
Prosecutor's Office	10
Ottawa County Prosecutor's Office - \$25.00 fee	1
Wood County Prosecutor's Office - \$50.00 fees	2
Deputy State Fire Marshall - \$50.00 fees	2
Delaware, Ohio Prosecutor's Office - \$35.00 fees	3
Kenton, Ohio Police Department - \$50.00 fees	2
Springfield, Ohio Police Department - \$100.00 fees	4
Columbus, Ohio State Fire Marshall - \$50.00 fees	2
Wilmington, Ohio Prosecutor's Office - \$50.00 fees	2
Putnam County Prosecutor's Office - \$25.00 fee	1
Wyandotte County Prosecutor's Office - \$25.00 fee	1
Defiance State Bank - \$100.00 fees	4
Total fees -	\$560.00

BALLISTICS

Firearms received for examination	91
Firearms identified with crime	6
Bullets received for examination	40
Bullets identified with crime	11
Numbers restored on firearms	12
Bullets submitted to other police departments	10

MOULAGE

Casts taken	39
Burglary tools compared with moulage casts	21
Positive reports submitted	10

CHEMICAL ANALYSIS

Handwritings restored	15
Urinal analysis (for alcohol)	57
Positive reports submitted	54
Chemical analysis	172
Positive reports submitted	92

MICRO-ANALYSIS

Micro-analysis	203
----------------	-----

of Police

Ident. Bureau

2. Inspector, Staff Office

7. Cap't., No. 1 Station

3. Inspector of Police


8. Cap't., No. 2 Station

4. Inspector of Detectives

9. Captains of Detectives

5. Inspector of Traffic

10. Record Bureau



CITY OF TOLEDO OHIO CRIME DETECTION LABORATORY 59

DIVISION OF POLICE

1941

PHOTOGRAPHY

Microscopic	69
Photographs	58
Infrared	55
Ultra-violet	103
Photographs	38
Fluoroscopic analysis	162

X - RAY

7AM - 3PM	23
3PM - 11PM	12.62
11PM - 7AM	15.14
Total	14.33

DISPATCHES BY RADIO - EACH SHIFT

Area of the city in square miles
 Patrol units on duty - average number
 Complaints - to number dispatched
 Complaints - Important - number of above by radio
 Complaints - number on which arrests were made
 Complaints - number of arrests resulting
 Messages broadcast - local to police units
 Messages broadcast - Radiophone to State Station
 Messages broadcast - State and Intra-state Radiotelegraphy (364da) 2929 (364da) 1853
 Transmitter failure - Radiophone time loss
 Transmitter failure - Radiotelegraphy time loss
 OTHER ACTIVITIES
 Incidents for Fire Department (Fires, etc)
 Incidents for Fire Department (Rescue Squad)
 Incidents for Lucas County Sheriff
 Signal System
 Signal calls from signal boxes
 Wagon calls from signal boxes
 Wagon calls from signal boxes
 Wagon calls from signal boxes

- 1. Chief of Police
- 2. Inspector, Staff Office
- 3. Inspector of Police
- 4. Inspector of Detectives
- 5. Inspector of Traffic
- 6. Ident. Bureau
- 7. Cap't., No. 1 Station
- 8. Cap't., No. 2 Station
- 9. Captains of Detectives
- 10. Record Bureau



E. ALLEN
of Police

COMMISSIONER OFFICER'S REPORT - 1941

	<u>7AM - 3PM</u>	<u>3PM - 11PM</u>	<u>11PM - 7AM</u>	<u>Total</u>
Area of the city in square miles				42.0
Districts for Scout and Patrol Units				15
Scout and Patrol Units on duty - average number	13	15	15	15
	12.62	14.55	14.33	

DISPATCHES BY RADIO - EACH SHIFT

Complaints - to number dispatched	19262	29052	15114	63428
Complaints - Important - number of above by radio	8436	14361	6958	29755
Complaints - number on which arrests were made	243	634	365	2142
Complaints - number of arrests resulting	278	722	437	1437
Messages broadcast - local to police units	29941	41397	23060	94398
Messages broadcast - Radiophone to State Station	412	423	221	1056
Messages broadcast - State and Intrastate Radiotelegraphy (364da)2329 (363da)1853			(253)208	4390
Transmitter failure - Radiophone time loss	18 hrs-27 mins	none	3 hrs-36 mins	18hrs-36mi
Transmitter failure - Radiotelegraphy time loss	8 hrs-2 mins	3 hrs	112 days = 38 days, 24 hr 2 mins.	

OTHER ACTIVITIES

Broadcasts for Fire Department (Fires, etc)	2243	2647	1066	5956
Broadcasts for Fire Department (Rescue Squad)	46	329	187	1962
Broadcasts for Lucas County Sheriff				562

SIGNAL SYSTEM

Fast wagon calls from signal boxes				none
Slow wagon calls from signal boxes				1018
Telephona wagon calls from signal boxes				255
Ambulance calls from signal boxes				35



CITY OF TOLEDO
OHIO

IDENTIFICATION BUREAU

W. E. ALLEN
Chief of Police

DIVISION OF POLICE

1941

CASE RECORD DATA

Total new and re-arrest subjects and Michigan State	12323
Total new subjects	1075
Arrested persons identified as being wanted elsewhere	64
Total subjects fingerprinted and photographed since 1905	44383
Total names in 3x5" index file	250000

FINGERPRINT DATA

Received from other agencies since 1905	144046
Subjects recorded since 1905	44383
On file December 31, 1941	188429
New subjects	8210
Subjects re-fingerprinted	1710
Investigations at scenes of crimes	345
Latent prints obtained	542
Identification of unknown dead	17
Amateur and Commercial radio operators	1775
Applicants for Special Police Powers	113
Taxicab Drivers	375
Keeper and Prostitute "A" file	75
Sent to F. B. I.	1015
Sent to Michigan State Authorities	1015
Sent to Ohio State Reformatory	1015
Sent to Other Law Enforcement Agencies	314
Received from F. B. I.	831
Received from Michigan State Authorities	1276
Received from Ohio State Reformatory	2830
Received from Other Authorities	

PHOTOGRAPH DATA

Made of new subjects	12074
Subjects re-photographed	375
Made to replenish case files	5413
Made to replace obsolete photos	1740
Copies	346
Photos of unidentified dead and murder victims	57
Photos to Detective Bureau for identification	1905
Enlargements - 8x10	412
Standup negatives - 5x7	54
Standup prints - 5x7	216

Copy for 1947

- 1. Chief of Police
- 2. Inspector, Staff Office
- 3. Inspector of Police
- 4. Inspector of Detectives
- 5. Inspector of Traffic
- 6. Ident. Bureau
- 7. Cap't., No. 1 Station
- 8. Cap't., No. 2 Station
- 9. Captains of Detectives
- 10. Record Bureau



CITY OF TOLEDO

OHIO

IDENTIFICATION BUREAU

E. ALLEN
Chief of Police

DIVISION OF POLICE

1941

CASE RECORD DATA

Received from the F. B. I., Ohio and Michigan State Reformatories									13157
Indictments, Pleas and Sentence information from Lucas County Prosecutor's Office									467
Requests from Lucas County Prosecutor									706
Requests from penal institutions									1900
Requests from other agencies									715
Non-criminal letters received									794
Long distance phone calls received									1500
Circulars received									3708
Follow-up records received from Ohio Penitentiary									5135
Letters with fingerprints and photographs received for criminal investigations									1144
Letters and telegrams - outgoing									7574
Records - outgoing									7619
Records to County Prosecutor - persons indicted									187
Final disposition data to F. B. I. since 8-1-38									13950
3 1/2 x 5 1/2 fingerprint-photo mailing cards									274
Arrest dispositions posted									6900
Modus operandi records									1008
Specials for segregation file									1050
Indices made and filed									36700
Character letters written									315
Citizenship letters written									330
Army, Navy, Marine, etc., application verifications									9491
Handwriting examinations									273
Hand writing examination opinions									353
Applicant verifications for defense jobs									9912
New subjects - Engaging in Game of Chance									110
Engagers - re-arrests									8812
Engagers with previous records									1375
Engaging subjects fingerprinted since 9-19-38									10297

By J. J. 1947

- 1. Chief of Police
- 2. Inspector, Staff Office
- 3. Inspector of Police
- 4. Inspector of Detectives
- 5. Inspector of Traffic
- 6. Ident. Bureau
- 7. Cap't., No. 1 Station
- 8. Cap't., No. 2 Station
- 9. Captains of Detectives
- 10. Record Bureau



CITY OF TOLEDO

OHIO

W. E. ALLEN
Chief of Police

DIVISION OF POLICE

ARREST ACTIVITY REPORT

Classification	Scout Cars		Ambulance Cruisers		Foot Patrol		De-tectives		Morals Squad	
	M	F	M	F	M	F	M	F	M	F
1-a Murder	2		1	1						
1-b Neg. Mns'lghtr							3	1		
2 Rape	2		1				1			
3 Robbery	1		4		2		10			
4 Agg't Assault	6	2	5		2		30			
5 Burglary, etc	25		17		3		15	4	1	
6-a Larceny Ovr\$50					6		61		2	
6-b Larceny Und\$50	57	1	45		16		5	2		2
7 Auto Theft	7		3	1	1		105	18	7	1
Total Class #1	100	3	76	2	30		284	24	11	3
8 Other Assaults	231	26	127	10	49	4	26	3	8	1
9 Forgery, etc		1			1		1	1	1	
10 Fraud	26	3	23	3	7		50	5		1
11 Stolen Prop'ty					1		2			
12 Weapon Offenses	4	1	5		3		3			
13 Comm'l Vice			2						2	
14 Sex Offenses	8	4	8	2	3	1	4		93	119
15 Family Off'ns	120	5	80	2	27	2	20	1	4	4
16 State Drug				1				3	4	
17 State Liquor	2	2			1		1		2	1
18 Drunkenness	1146	138	1152	68	774	51	46	2	43	30
19 Dis. Conduct	103	29	42	2	71	8	130	26	744	52
20 Vagrancy	2		4		2	2	4		366	59
21 Gambling										
22 Drive Intox.	107	3	61		17				10725	35
23 Road Laws	161	12	159	7	34	1	4		6	
24 Parking Viol'n	27		11		5				6	1
25 State Motor	52	3	39	3	13		4			
26 All Other	172	51	100	19	52	9	20	\$2	5	4
Total Class #2	2161	278	1813	117	1060	78	317	44	12017	307
27 Suspicion	31	2	19	2	4	5	125	21	12	11
28 Federal	21		65		13		39		11	1
29 Non-Offense	213	144	188	64	48	28	138	28	17	142
Total Class #3	265	146	272	66	65	33	302	49	40	154
GRAND TOTAL	2526	427	2161	185	1155	111	903	118	12068	464

OK for 1947

1. Police

2. Inspector, Staff Office

3. Inspector of Police

4. Inspector of Detectives

5. Inspector of Traffic

7. Cap't., No. 1 Station

8. Cap't., No. 2 Station

9. Captains of Detectives

10. Record Bureau



W. E. ALLEN
Chief of Police

CITY OF TOLEDO

OHIO

DIVISION OF POLICE

ARREST ACTIVITY REPORT

Classification	Motor-cycles		Station-ary Footmen		Special Officers		Traffic Bureau		Women's Bureau	
	M	F	M	F	M	F	M	F	M	F
1-a Murder										
1-b Neg. Manslaught										
2 Rape					1		1			
3 Robbery									10	
4 Agg't Assault							1			
5 Burglary, etc	1		1							
6-a Larceny Ovr\$50							2		3	
6-b Larceny Und\$50	2		1	11	18	5	5		5	23
7 Auto Theft	5		1		2					
Total Class #1	8		3	15	21	5	9		18	23
8 Other Assaults	6		1		3	16	2		3	5
9 Forgery					1	2				
10 Fraud	1									
11 Stolen Prop'ty										1
12 Weapon Offenses										
13 Comm'l Vice						1				
14 Sex Offenses	1		1							
15 Family Off'ns	1		5	1	9	1			13	4
16 State Drug					9	9	1		24	53
17 State Liquor										
18 Drunkenness	48	1	17	2	21	12				3
19 Dis. Conduct	7	1			13	3	25	3	2	3
20 Vagrancy					1	1	1		5	3
21 Gambling										
22 Drive Intox.	20	1	3		5	1				
23 Road Laws	191	3	1	1	7	2	24			
24 Parking	3				1		73	2	2	
25 State Motor	15				6		2			
26 All Other	9		2		10		17		2	
Total Class #2	302	6	30	4	77	17	148	5	67	82
27 Suspicion	2	2	1		2		3		2	1
28 Federal					78	1				1
29 Non-Offense	4	2	3	6	28	9	36		32	105
Total Class #3	6	4	4	6	108	10	39		34	107
GRAND TOTAL	316	10	37	4	206	32	196	5	119	212

By Jov 1947

- 1. Police
- 2. Inspector, Staff Office
- 3. Inspector of Police
- 4. Inspector of Detectives
- 5. Inspector of Traffic
- 6. Capt., No. 1 Station
- 7. Capt., No. 2 Station
- 8. Captains of Detectives
- 9. Captains of Detectives
- 10. Record Bureau



CITY OF TOLEDO
OHIO

WILLIAM E. ALLEN
Chief of Police

DIVISION OF POLICE

ARREST ACTIVITY REPORT

Classification	Under 15		Crime Prevention		Ranking Officers		Grand Total	
	M	F	M	F	M	F	M	F
1-a Murder								
1-b Negligent Manslaughter							6	2
2 Rape			4				1	
3 Robbery			7				31	
4 Aggravated Assaults			1				45	
5 Burglary & Breaking			98	4	3		31	6
6-a Larceny Over \$50			5				219	4
6-b Larceny Undr \$50			358	11	3		10	5
7 Auto Theft			33		3		622	59
Total Class # 1			506	15	6		1072	77
8 Other Assaults			50	8	16	1	522	58
9 Forgery & Counterfeiting			4			1	3	3
10 Embezzlement & Fraud			2		2		114	13
11 Stolen Property			47		1		5	
12 Weapon Offenses							65	1
13 Commercialized Vice							95	119
14 Sex Offenses (exc 2 & 13)			26	3	2	1	70	19
15 Family & Childran Off'ns			180	26	9		480	90
16 State Drug Laws			1	1	15	24	2	6
17 State Liquor Laws			1				69	47
18 Drunkenness			1	2	3	1	3971	323
19 Disorderly Conduct			270	30	7	1	1003	160
20 Vagrancy			1				13	2
21 Gambling							10725	35
22 Driving Intoxicated					1		246	5
23 Road Laws			49	1	7	1	694	31
24 Parking Violations							49	
25 State Motor Laws			22		2		177	6
26 All Other Offenses			370	9	14	9	776	112
Total Class # 2			1023	80	64	14	19079	1030
27 Suspicion Released			1				202	44
28 Federal Offenses			2		4		233	3
29 Non-Offense Arrests			52	6	13	2	772	530
Total Class # 3			55	6	17	2	1207	577
GRAND TOTAL			1584	101	87	16	21358	1684

By Jov 1947

- 1. Police
- 2. Inspector, Staff Office
- 3. Inspector of Police
- 4. Inspector of Detectives
- 5. Inspector of Traffic
- 6. Ident. Bureau
- 7. Cap't., No. 1 Station
- 8. Cap't., No. 2 Station
- 9. Captains of Detectives
- 10. Record Bureau



WILLIAM E. ALLEN
Chief of Police

CITY OF TOLEDO
OHIO

DIVISION OF POLICE

PERSONS CHARGED - AGE GROUPS

Classification	Under 15		15		16		17		18	
	M	F	M	F	M	F	M	F	M	F
	1-a Murder									
1-b Neg. Manslaughter										
2 Rape	1									
3 Robbery	7				2					2
4 Agg't Assaults	1				3					4
5 Burglary-Breaking	83	4	25		15		6		14	
6-a Larceny Over \$50	2		2		1					
6-b Larceny Undr \$50	311	23	61	4	44	1	18	2	10	1
7 Auto Theft	16		18		18		16		8	
Total Class #1	421	27	106	4	83	1	40	2	38	1
8 Other Assaults	42	7	3	2	2		1		7	1
9 Forgery, etc										
10 Fraud, etc	6								1	
11 Stolen Property	1									
12 Weapon Offenses	35		7		7		1		1	
13 Commercialized Vice										
14 Sex Offenses	21	3	2		6		2		1	
15 Family Offenses	120	36	42	13	39	15	24	12	6	2
16 State Drug Laws		1								
17 State Liquor Laws										
18 Drunkenness										
19 Disorderly Conduct	174	21	45	1	4	37	1	28	1	3
20 Vagrancy										
21 Gambling										
22 Drive Intoxicated										
23 Road Laws	58	3	25	1	50		54	3	30	1
24 Parking Violations										
25 State Motor Laws	13		9	1	17		18	1	12	2
26 All Other Offenses	280	12	36		44		26		9	1
Total Class #2	750	83	169	22	202	16	155	22	99	14
27 Suspicion Released										
28 Federal Offenses	3		1						8	
29 Non-Offense Arrests	60	20	23	7	13	10	16	22	14	22
Total Class #3	63	20	24	7	13	10	16	22	31	22
GRAND TOTAL	1234	130	299	33	298	27	211	46	168	37

Police

Ident. Bureau

2. Inspector, Staff Office

7. Cap't., No. 1 Station

3. Inspector of Police

8. Cap't., No. 2 Station

4. Inspector of Detectives

9. Captains of Detectives

5. Inspector of Traffic

10. Record Bureau

04 for 1947



WILLIAM E. ALLEN
Chief of Police

CITY OF TOLEDO
OHIO

DIVISION OF POLICE

PERSONS CHARGED - AGE GROUPS

Classification	19		20		21		22		23	
	M	F	M	F	M	F	M	F	M	F
1-a Murder										
1-b Neg. Manslaughter							2	1		1
2 Rape										1
3 Robbery	3		3		1		1			1
4 Aggravated Assaults	6		1		2					3
5 Burglary-Breaking				1		1				4
6-a Larceny Over \$50	12		7		4		1	1		
6-b Larceny Undr \$50	1		1							3
7 Auto Theft	10	1	7			1				
Total Class #1	4		6		5		4	2	6	
	36	1	25	1	15	2	12	3	20	
8 Other Assaults	5	2	4		10	1	9	1	9	
9 Forgery, etc										
10 Fraud, etc	1		10		3	2	2	3	4	2
11 Stolen Property			1		1					
12 Weapon Offenses										
13 Commercialized Vice			1				1			
14 Sex Offenses	5		6		13	30	8	4	7	2
15 Family Offenses	2	1			2				3	3
16 State Drug Laws	7	1	6		12	1	14	1	10	1
17 State Liquor Laws										
18 Drunkenness	2		2		1		9		2	1
19 Disorderly Conduct	9		18	2	24	8	31	2	38	12
20 Vagrancy	17	2	17	2	23	13	10	4	16	7
21 Gambling							1			
22 Drive Intoxicated	36		236		178	1	217	1	528	
23 Road Laws	1		2		3		4		5	
24 Parking Violations	39	1	18	1	23		23	1	20	1
25 State Motor Laws	10		7		2		2			
26 All Other Offenses	7	2	8	4	6		7		6	
Total Class #2	141	9	323	9	305	25	352	16	656	30
27 Suspicion Released	13	1	6	2	7	3	1	3	6	2
28 Federal Offenses	8		8		9					
29 Non-Offense Arrests	9	22	24	12	20	18	11	17	11	23
Total Class #3	30	23	38	14	36	21	29	20	41	25
GRAND TOTAL	207	33	386	24	356	48	383	39	717	55

- 1. Police
- 2. Inspector, Staff Office
- 3. Inspector of Police
- 4. Inspector of Detectives
- 5. Inspector of Traffic
- 6. Ident. Bureau
- 7. Cap't., No. 1 Station
- 8. Cap't., No. 2 Station
- 9. Captains of Detectives
- 10. Record Bureau

Oct 1947



E. ALLEN
Chief of Police

CITY OF TOLEDO

OHIO

DIVISION OF POLICE

PERSONS CHARGED - AGE GROUPS

Classification	24		25-29		30-34		35-39		40-44	
	M	F	M	F	M	F	M	F	M	F
1-a Murder										
1-b Neg. Manslaughter				1			2	1	2	
2 Rape										
3 Robbery			3		2		1			
4 Aggravated Assault			7		4		3			
5 Burglary-Breaking	1		4	2	8	1	4			
6-a Larceny Over \$50	3		15		7		9			
6-b Larceny Undr \$50	1			2	1	2	1			
7 Auto Theft	3	1	16	1	25	6	22			
Total Class #1	2		4	1	5			5	30	4
8 Other Assaults	10	1	49	7	52	9	42	6	42	4
9 Forgery, etc	22	4	74	11	71	13	86	6	60	4
10 Fraud, etc				3			1			
11 Stolen Property	2		10	4	14	2	21	3	15	2
12 Weapon Offenses	1		1							
13 Commercialized Vice			4							
14 Sex Offenses	2	7	18	37	10	30	12		2	1
15 Family Offenses		1	7	3	7	2	4	18	4	10
16 State Drug Laws	7	1	73	3	30	1	32	3	5	
17 State Liquor Laws				2		1		1	21	2
18 Drunkenness			2	8	11	8	9	2		
19 Disorderly Conduct	30	9	257	46	482	53	579	10	17	8
20 Wagrancy	13	7	83	28	98	23	107	43	646	35
21 Gambling			2					16	89	14
22 Drive Intoxicated	452	1	1725	2	1656	6	1564		3	
23 Road Laws	1		29	1	39	1	58		1501	24
24 Parking Violations	22	1	84	2	54	6	61	1	32	1
25 State Motor Laws	2		11		7		5	4	40	5
26 All Other Offenses	3	1	23		9		5		7	
Total Class #2	11	3	57	13	58	18	60	14	9	1
27 Suspicion Released	568	35	2460	163	2546	164	2610	122	2500	121
28 Federal Offenses	5	3	47	10	31	14	31	1	18	1
29 Non-Offense Arrests	9	1	42		43		25	1	18	
Total Class #3	19	20	90	84	93	96	75	48	75	43
GRAND TOTAL	33	24	179	94	167	110	131	50	111	44

By J. J. 1947

- 1. Police
- 2. Inspector, Staff Office
- 3. Inspector of Police
- 4. Inspector of Detectives
- 5. Inspector of Traffic
- 6. Chief of Police
- 7. Cap't., No. 1 Station
- 8. Cap't., No. 2 Station
- 9. Captains of Detectives
- 10. Record Room



WILLIAM E. ALLEN
Chief of Police

CITY OF TOLEDO
OHIO

DIVISION OF POLICE

PERSONS CHARGED - AGE GROUPS

Classification	WHITE										
	Native Born		50 & Over		Foreign Born		Native Parent's		Foreign Parent's		Grand Total
	M	F	M	F	M	F	M	F	M	F	
1-a Murder	1				1						
1-b Negligent Manslaughter	21		1		12					6	2
2 Rape		2		7	20					1	
3 Robbery				1	11					31	
4 Aggravated Assaults	16	4		4	34				22	45	
5 Burglary - Breaking	1	2			1					31	6
6-a Larceny Over \$50.00	50	40	12	3	101	14	6		1	219	4
6-b Larceny Under \$50.00					21				33	10	5
7 Auto Theft	17	4	31	4	2		2		6	622	59
Total Class #1	1	47	17	2	202	14	8		81	107	1
8 Other Assaults	24	4	49	4	2	20	2	89		1072	77
9 Forgery - Counterfeiting	50	3	66	3	3	3	1			522	58
10 Embezzlement & Fraud			1		77	1	19			3	3
11 Stolen Property	18	1	18	1	1	1				114	13
12 Weapon Offenses	1				6			3		5	
13 Commercialized Vice	2		3	5	61	72	29	12		65	1
14 Sex Offenses	1	4	1	8	30	12	6			95	119
15 Family & Children Offenses	2	1		8	59	11	53			70	19
16 State Drug Laws	18	1	19	1	14	15	14			480	90
17 State Liquor Laws	2		2		18	27	64	221	817	55	2
18 Drunkenness	8	4	17	6	47	80	180			69	47
19 Disorderly Conduct	545	39	1308	72	9	2	2			3971	323
20 Vagrancy	65	6	160	3	46	6	6171			1003	160
21 Gambling	2		5	2	70	5	49			13	2
22 Driving While Intoxicated	1398		1227	1	344	13	76			10725	35
23 Road Laws	32	1	40		20		16			246	5
24 Parking Violations	29		52	1	78	12	1			694	31
25 State Motor Laws	6		5		202	43	60			49	
26 All Other Offenses	10		9		82	524	597			177	6
Total Class #2	46	7	60	17	130	1				776	112
27 Suspicion Released	2235	67	3005	111	130	1				19079	1030
28 Federal Offenses	16	2	13	2	5	34				202	44
29 Non-Offense Arrests	15		19	1	10	34				233	3
Total Class #3	75	31	123	35	2					772	530
GRAND TOTAL	106	33	155	38	4					1207	577
GRAND TOTAL	2365	104	3209	153	25	1				21358	1684

- 1. Police
- 2. Inspector, Staff Office
- 3. Inspector of Police
- 4. Inspector of Detectives
- 5. Inspector of Traffic
- 6. Ident. Bureau
- 7. Cap't., No. 1 Station
- 8. Cap't., No. 2 Station
- 9. Captains of Detectives
- 10. Record Bureau

Oct 19 1947



CITY OF TOLEDO

OHIO

- 2 -

70

RAY E. ALLEN
Chief of Police

DIVISION OF POLICE

PERSONS CHARGED - NATIVITY AND COLOR

WHITE

Classification	Native Born		Foreign Born		Native Parent'g		Foreign Parent'g		Mixed Parent'g	
	M	F	M	F	M	F	M	F	M	F
	1-a Murder	2				1				
1-b Neg. Mnslghtr	1	2			1					
2 Rape	21		1		12		1			
3 Robbery	33		1		20		8			
4 Agg't Assaults	15		1		11		5			
5 Burglary	165	4			34		5			
6-a Larceny Ovr \$50	6	2			1		22		1	
6-b Larceny Und \$50	506	40	12	2	101	14	1	4	3	
7 Auto Theft	95	1	2		21		6	1	3	
Total Class # 1	844	47	17	2	202	14	81	5	5	
8 Other Assaults	344	32	31	2	240	25	89	5	6	
9 Forgery, etc	3	1		1	3	2				
10 Fraud, etc	96	11	3		77	11	19	1	3	
11 Stolen Property	2		1		1	1			2	
12 Weapon Offenses	58		1		6		3			
13 Comm'l Vice	86	81	3	5	61	72	29	12		
14 Sex Offenses	59	16	1		30	12	6			
15 Family Offenses	407	84	9	1	169	11	53	2	4	
16 State Drug Laws	1	6			1	3		1		
17 State Liquor Laws	20	23	9		14	15	14	7	1	
18 Drunkenness	3357	261	247	18	2764	221	817	55	22	2
19 Dis. Conduct	763	101	28	2	447	80	180	10	6	
20 Vagrancy	13	2			9	2	2			
21 Gambling	8184	7	466		3446	6	6171	1	30	
22 Drive Intox'td	214	41	7		170	5	49		1	
23 Road Laws	605	29	19	1	344	13	76	8	10	2
24 Parking Viol'ns	33		5		20		16			
25 Motor Laws	144	5	3		78	2	13		1	
26 All Other Offenses	625	64	17	9	202	43	60	17	5	3
Total Class # 2	15014	727	850	39	8082	524	6597	119	91	7
27 Suspicion Released	145	35	12		105	33	43	2	3	
28 Federal Offenses	157	3	10		121	5	34		3	1
29 Non-Offense Arrests	644	405	49	21	484	310	111	61	9	6
Total Class # 3	946	443	71	21	710	348	188	63	15	7
GRAND TOTAL	16804	1217	938	62	8994	886	6886	187	111	14

Ray E. Allen 1947

Chief of Police

Sup't. Ident. Bureau

2. Inspector, Staff Office

7. Cap't., No. 1 Station

3. Inspector of Police

8. Cap't., No. 2 Station

4. Inspector of Detectives

9. Captains of Detectives

5. Inspector of Traffic

10. Record Bureau



CITY OF TOLEDO

OHIO

71

RAY E. ALLEN
Chief of Police

DIVISION OF POLICE

- 2 -

PERSONS CHARGED - NATIVITY AND COLOR

Classification	R A C E										Grand Total	
	Negro		In-dian		Chin-ese		Japan-ese		Mex-ican		M	F
	M	F	M	F	M	F	M	F	M	F		
1-a Murder	4	2									6	2
1-b Neg. Manslaughter					1		2				1	6
2 Rape	9										31	1
3 Robbery	11										45	
4 Aggravated Assaults	14	6							1		31	6
5 Burglary	53				1						219	4
6-a Larceny Over \$50	4	3									10	5
6-b Larceny Undr \$50	103	16		1					1		622	59
7 Auto Theft	10									1	107	1
Total Class #1	208	27	-	1	1	-	-	2	-	2	1072	77
8 Other Assaults	145	24							2		522	58
9 Forgery, etc		1									3	3
10 Fraud, etc	14	2							1		114	13
11 Stolen Property	2										5	
12 Weapon Offenses	6	1									65	1
13 Comm'l Vice	6	33									95	119
14 Sex Offenses	9	3	1								70	19
15 Family Offenses	64	5									480	90
16 State Drug Laws	1										2	6
17 State Liquor Laws	40	24									69	47
18 Drunkenness	312	39	10	1	1				44	3	3971	323
19 Disorderly Conduct	206	57	1		1				4		1003	160
20 Vagrancy											13	2
21 Gambling	2022	28	1								10725	35
22 Drive Intoxicated	25	1						52			246	5
23 Road Laws	65	1	1						4		694	31
24 Parking Violations	11										49	
25 State Motor Laws	30	1									177	6
26 All Other Offenses	131	39	1						2		776	112
Total Class #2	3089	259	15	1	2	-	-	1	109	3	19079	1030
27 Suspicion Released	42	9			1			1	1	1	202	44
28 Federal Offenses	63	1			2						233	3
29 Non Offense Arrests	73	102			2				4	2	772	530
Total Class #3	178	111	1	-	5	-	-	5	2	2	1207	577
GRAND TOTAL	M 3475	F 16	8	1	116	21358	1684					

- 1. Chief of Police
- 2. Inspector, Staff Office
- 3. Inspector of Police
- 4. Inspector of Detectives
- 5. Inspector of Traffic
- 6. Sup't. Ident. Bureau
- 7. Cap't., No. 1 Station
- 8. Cap't., No. 2 Station
- 9. Captains of Detectives
- 10. Record Bureau

Copy for 1947



CITY OF TOLEDO

OHIO

RAY E. ALLEN
Chief of Police

DIVISION OF POLICE

PERSONS CHARGED - CITIZENSHIP AND EMPLOYMENT

Classification	Juvenile		Citizen Employed		Citizen Un-employed		Alien Em-ployed		Alien Unem-ployed		Grand Total
	M	F	M	F	M	F	M	F	M	F	
1-a Murder			5		1	2					6
1-b Neg.Mnslightr			1								1
2 Rape	3		23		5						31
3 Robbery	10		23		12						45
4 Agg't Assault	1		24	3	5	3	1				31
5 Burglary	132	4	40		47						219
6-a Larceny Ovr \$50	5		4	1	1	4					10
6-b Larceny Und \$50	429	29	122		69	28	1	10	1	2	622
7 Auto Theft	66		21		20	1					107
Total Class #1	646	33	263	4	160	38	2	1	2	1072	7
8 Other Assaults	48	8	424	11	49	39	1	12			522
9 Forgery, etc				1	2	2	1				3
10 Fraud, etc	5		89	3	20	10		8	6		114
11 Stolen Property	2		3								5
12 Weapon Offenses	50		14		1	1		1			65
13 Comm'l Vice		1	88	9	7	109	15	2	18		95
14 Sex Offenses	31	8	32	5	7	6					70
15 Family Offenses	236	73	204	2	38	15	1	34	1		480
16 State Drug Laws		1	2	1		4					2
17 State Liquor Laws			51	8	14	39	3	5	1	5	69
18 Drunkenness	1		2808	31	1131	291	22	199	9	1	3971
19 Dis. Conduct	289	30	524	11	185	118	3	28	2	1	1003
20 Vagrancy			7		6	2					13
21 Gambling	1		10684	2	32	33	8	158			10725
22 Drive Intox'td			227	2	18	3	1	11	1		246
23 Road Laws	190	7	456	2	47	21	1	12		1	694
24 Barking Viol'ns			47		2						49
25 Motor Laws	58	2	106		13	4					177
26 All Other Off'ns	402	13	328	27	45	71	1		1		776
Total Class #2	1313	143	16094	115	1617	768	42	-	13	4	19079
27 Suspicion Rel'd			145	3	65	41	1	1	1		202
28 Federal Offenses	3		104	1	123	2		3			233
29 Non Offense Arrs.	114	39	502	44	153	447	2	1			772
Total Class #3	117	39	741	48	341	490	3	-	5	-	1207
GRAND TOTAL	M 2076	F 215	17098	167	2118	1296	47	-	19	6	21358

Copy for 1947

- 1. Chief of Police
- 2. Inspector, Staff Office
- 3. Inspector of Police
- 4. Inspector of Detectives
- 5. Inspector of Traffic
- 6. Sup't. Ident. Bureau
- 7. Cap't., No. 1 Station
- 8. Cap't., No. 2 Station
- 9. Captains of Detectives
- 10. Record Bureau

RAY E. ALLEN
Chief of Police

RAY E. ALLEN
Chief of Police

CITY OF TOLEDO

OHIO

DIVISION OF POLICE

PERSONS CHARGED - EDUCATION

PERSONS CHARGED - MARITAL STATUS

Classification	Un- Known		Col- lege		High School		Grade School		No School		Grand Total	
	Single		Married		Widowed		Sep- arated		Di- vorced			
	M	F	M	F	M	F	M	F	M	F		
1-a Murder	1											
1-Neg. Manslaughter	1		5	2								
2 Rape	17											
3 Rebberry	30		2	5	1	2	4	3				
4 Agg't Assaults	15		3	8			4	2	1			
5 Burglary-Breaking	191	4	12	2	2	1	2	3		1		
6-a Larceny Ovr \$50	7	3	19		117	17	4	4				
6-a Larceny Und \$50	531	33	2	2	25	1	4	4	5	1		
7 Auto Theft	92		66	14	4	6	11	4	10	2		
Total Class #1	885	40	126	21	15	12	6	26	7	20	3	1073
8 Other Assaults	151	14	336	30	10	7	13	7	12			522
9 Forgery, etc	2	1		2	1							3
10 Fraud, etc	34		62	5	6		4	2	8	6		114
11 Stolen Property	3		1	2	1							5
12 Weapon Offenses	57	1	7									65
13 Comm'l Vice	71	54	16	24	4	8	2	15	2	18		95
14 Sex Offenses	49	9	9	4	5	1	4	2	3	3		70
15 Family Offenses	258	79	126	8	6		10	56	3	34		480
16 State Drug Laws		2		2				2				2
17 State Liquor Laws	24	5	31	13	4	13	5	11	5	5		69
18 Drunkenness	2099	18	1249	153	262	31	172	73	199	48		3971
19 Dis. Conduct	664	57	241	59	43	9	27	27	28	8		1003
20 Vagrancy	9											13
21 Gambling	4183		6280	33	80	15	24	2	158			10725
22 Drive Intox'd	65		152	3	10	1	8		11	1		246
23 Road Laws	397	9	263	17	13	5	1	4	12			694
24 Parking Viol'ns	15		31						2			49
25 State Motor Laws	120	3	56	3			1					177
26 All Other Off'ns	488	22	216	53	17	15	33	14	22	8		776
Total Class #2	8690	274	9077	409	453	90	360	160	499	97	19079	1030
27 Suspicion Rel'd	88	5	78	22	15	7	7	9	14	1		202
28 Federal Offenses	138		72	1	5			2	7			233
29 Non-Off'n Arrests	364	183	324	174	31	38	25	88	28	47		772
Total Class #3	590	188	474	197	51	45	43	99	49	48	1207	577
GRAND TOTAL	10165	502	9677	627	519	141	429	266	568	148	21358	1684

for 1947

- 1. Chief of Police
- 2. Inspector, Staff Office
- 3. Inspector of Police
- 4. Inspector of Detectives
- 5. Inspector of Traffic
- 6. Sup't. Ident. Bureau
- 7. Cap't., No. 1 Station
- 8. Cap't., No. 2 Station
- 9. Captains of Detectives
- 10. Record Bureau



CITY OF TOLEDO

OHIO

RAY E. ALLEN

Chief of Police

DIVISION OF POLICE

PERSONS CHARGED - EDUCATION

Classification	Un-known		College		High School		Grade School		No Schooling		Grand Total	
	M	F	M	F	M	F	M	F	M	F	M	F
1-a Murder					1	1	5	1			6	2
1-b Neg. Manslghtr							1				1	
2 Rape					5		26				31	
3 Robbery					7		38				45	
4 Agg't Assault			2	1	2	3	27	2			31	6
5 Burglary	1		3		45		170	4			219	4
6-a Larceny Ovr \$50					3	1	7	4			10	5
6-b Larceny Und \$50	6		3		117	17	496	41		1	622	59
7 Auto Theft	1				25	1	81				107	1
Total Class #1	8	-	8	1	205	23	851	52	-	1	1072	77
8 Other Assaults	2		9	2	119	12	392	42		2	522	58
9 Forgery, etc					1	2	2	1			3	3
10 Fraud, etc			6	1	35	7	73	5			114	13
11 Stolen Property					2		3				5	
12 Weapon Offenses	1				23	1	41				65	1
13 Comml Vice			1	1	39	51	55	66		1	95	119
14 Sex Offenses					22	8	48	11			70	19
15 Family Offenses	2		1		170	40	307	49		1	480	90
16 State Drug Laws						2	2	4			2	6
17 State Liquor			2		5	10	62	37			69	47
18 Drunkenness			29	11	325	95	3614	211	3	6	3971	323
19 Dis. Conduct	1		2	5	267	64	733	91			1003	160
20 Vagrancy					1		12	2			13	2
21 Gambling	5		69		6898	5	3748	30	5		10725	35
22 Drive Intox'tdc			6		48	1	192	4			246	5
23 Road Laws	6		5	6	324	15	359	10			694	31
24 Parking Viol'ns			7		19		23				49	
25 State Motor Laws	2		3		72	5	100	1			177	6
26 All Other Off'ns	5		12	1	198	31	560	75	1	5	776	112
Total Class #2	24	-	152	27	8568	349	10326	639	9	15	19079	1030
27 Suspicion Rel'd			5	1	48	16	149	15		12	202	44
28 Federal Offenses			5		51		175	3		2	233	3
29 Non-Offense Arrs.	4	3	17	15	191	227	559	282	1	3	772	530
Total Class #3	4	3	27	16	290	243	883	300	3	15	1207	577
GRAND TOTAL	M	F	36	187	9063	12060	12	21358	3	44	1684	

- 1. Chief of Police
- 2. Inspector, Staff Office
- 3. Inspector of Police
- 4. Inspector of Detectives
- 5. Inspector of Traffic
- 6. Sup't. Ident. Bureau
- 7. Cap't., No. 1 Station
- 8. Cap't., No. 2 Station
- 9. Captains of Detectives
- 10. Record Bureau

Copy for 1947



CITY OF TOLEDO

OHIO

RAY E. ALLEN
Chief of Police

DIVISION OF POLICE

PERSONS CHARGED IN MUNICIPAL COURT

DAYS ELAPSED FROM TIME OF ARREST TO DATE FINAL DISPOSITION

<u>Classification</u>	<u>1</u>	<u>2</u>	<u>3</u>	<u>4</u>	<u>5 to 9</u>	<u>10 to 19</u>	<u>Total</u>
1-a Murder							
1-b Negligent Manslaughter							
2 Rape							
3 Robbery		1	1				
4 Aggravated Assaults	2						
5 Burglary - Breaking				2			
6-a Larceny Over \$50							2
6-b Larceny Undr \$50	75	40	21	4	26		11
7 Auto Theft					1		
Total Class # 1	77	41	22	6	27		13
8 Other Assaults	161	41	19	15	75		56
9 Forgery, etc							1
10 Fraud, etc	19	11	5	2	10		9
11 Stolen Property			1				
12 Weapon Offenses	2	1	1		2		2
13 Commercialized Vice	23	14	4	6	7		5
14 Sex Offenses	13	5	3	2	5		6
15 Family-Children Offenses	40	12	6	2	22		14
16 State Drug Laws					1		
17 State Liquor Laws	15	6	3	3	14		28
18 Drunkenness	2274	699	123	42	211		187
19 Disorderly Conduct	318	106	55	18	140		56
20 Vagrancy	5	2	1	1			
21 Gambling	8823	1338	282	69	133		8
22 Driving Intoxicated	38	17	3	4	22		40
23 Road Laws	140	36	7	5	69		47
24 Parking Violations	16	3	1	1	2		3
25 State Motor Laws	45	11	2	2	14		4
26 All Other Offenses	145	39	14	10	74		24
Total Class # 2	12077	2341	530	182	801		490
27 Suspicion Released							
28 Federal Offenses	27	17	16	7			1
29 Non-Offense Arrests	186	80	40	21	93		43
Total Class # 3	213	97	56	28	93		44
GRAND TOTAL	12367	2479	608	216	921		547

Oy for 1947

- 1. Chief of Police
- 2. Inspector, Staff Office
- 3. Inspector of Police
- 4. Inspector of Detectives
- 5. Inspector of Traffic
- 6. Sup't. Ident. Bureau
- 7. Cap't., No. 1 Station
- 8. Cap't., No. 2 Station
- 9. Captains of Detectives
- 10. Record Bureau



CITY OF TOLEDO

OHIO

RAY E. ALLEN

DIVISION OF POLICE

Chief of Police

PERSONS CHARGED IN MUNICIPAL COURT

DAYS ELAPSED FROM TIME OF ARREST TO DATE FINAL DISPOSITION

Classification	Guilty	Days Elapsed			60 and Over	Pend- ing	Juv- en- iles Del'd	Grand Total			
		20-39	40-59	60 and Over							
1-a Murder						8	-				
1-b Negligent Manslaughter						1	-				
2 Rape		1		1		2	3				
3 Robbery				5	1	1	12				
4 Aggravated Assaults	1	3		3	2	3	3				
5 Burglary - Breaking				3	3	1	138				
6-a Larceny Over \$50		1					5				
6-b Larceny Undr \$50	158	4	1	23		4	12				
7 Auto Theft	1	1				3	64				
Total Class # 1	160	10	1	35	5	11	19	678	898		
8 Other Assaults	250	22	7	8	89	7	22	36	54	494	
9 Forgery, etc					1				4	1	
10 Fraud, etc	27	7		2	26	2	5	20	27	6	93
11 Stolen Property	1							1	1	2	4
12 Weapon Offenses	5	1			3			1	6	50	59
13 Commercialized Vice	191	6		1	8	2		11	2	81	81
14 Sex Offenses	29	1		2	5			4	7	40	81
15 Family-Children Offenses		14	3	3	36	13	38	43	356	525	
16 State Drug Laws									1	1	2
17 State Liquor Laws	87	14		3	8	4		15		105	105
18 Drunkenness	3938	44	6	15	109	38	32	164	5	3802	3802
19 Disorderly Conduct	692	74	1		115	13	11	32	314	1126	1126
20 Vagrancy	13				2					9	9
21 Gambling	10530		3		28	1	33	66	1	10721	10721
22 Driving Intoxicated	141	24	1	7	41	17	4	47		219	219
23 Road Laws	468	42	3	7	62	14	10	46	205	618	618
24 Parking Violations	33				8			5		31	31
25 State Motor Laws	77	3			6	5		11	63	160	160
26 All Other Offenses	289	12	3	5	56	3	10	41	429	796	796
Total Class # 2	16750	264	7	53	603	119	107	542	1528	18927	18927
27 Suspicion Released		243									
28 Federal Offenses		120			1			2	4	74	74
29 Non-Offense Arrests	51	16	0	1	8	1	1	58	162	701	701
Total Class # 3	51	16	0	1	9	1	1	60	166	775	775
GRAND TOTAL	16961	290	1	54	647	125	179	621	2372	20600	20600

- 1. Chief of Police
- 2. Inspector, Staff Office
- 3. Inspector of Police
- 4. Inspector of Detectives
- 5. Inspector of Traffic
- 6. Sup't. Ident. Bureau
- 7. Cap't., No. 1 Station
- 8. Cap't., No. 2 Station
- 9. Captains of Detectives
- 10. Record Bureau

Copy for 1947



CITY OF TOLEDO

OHIO

77

RAY E. ALLEN
Chief of Police

DIVISION OF POLICE

PERSONS CHARGED - MUNICIPAL COURT DISPOSITIONS

<u>Classification</u>	<u>Guilty</u>	<u>Re-leased</u>	<u>Dis-charged</u>	<u>Contin-ued Indef'y</u>	<u>Grand Jury</u>	<u>No Affi-davit Filed</u>
1-a Murder					8	
1-b Neg. Manslaughter					1	
2 Rape			1		25	
3 Robbery			5	1	27	
4 Agg't Assaults	1		3		24	
5 Burglary-Breaking			3	3	78	
6-a Larceny Over \$50					7	
6-b Larceny Undr \$50	158	1	23	4	8	8
7 Auto Theft	1			3	39	
Total Class #1	160	1	35	11	217	8
8 Other Assaults	250	7	89	22	36	19
9 Forgery, etc			1		4	
10 Fraud, etc	27		26	5	27	8
11 Stolen Property	1				1	
12 Weapon Offenses	5		3	1	6	
13 Comm'l Vice	191		8		11	
14 Sex Offenses	29		5		7	1
15 Family Offenses	67	3	36	38	6	4
16 State Drug Laws	2					4
17 State Liquor Laws	87		8		15	5
18 Drunkenness	3938	6	109	33	164	1
19 Disorderly Conduct	692	1	115	11	32	7
20 Vagrancy	13		2			4
21 Gambling	10530	3	28	33	66	4
22 Drive Intoxicated	141	1	41	4	47	7
23 Road Laws	468	3	62	10	46	4
24 Parking Violations	33		8			
25 State Motor Laws	77		6		11	1
26 All Other Offenses	289	3	56	10	2	2
Total Class #2	16750	27	603	167	53	67
27 Suspicion Released		243				
28 Federal Offenses		120	1			
29 Non-Offense Arrests	51	770	8	1	6	
Total Class #3	51	1133	9	1	6	-
GRAND TOTAL	16961	1161	647	179	276	75

OK for 1947

- 1. Chief of Police
- 2. Inspector, Staff Office
- 3. Inspector of Police
- 4. Inspector of Detectives
- 5. Inspector of Traffic
- 6. Sup't. Ident. Bureau
- 7. Cap't., No. 1 Station
- 8. Cap't., No. 2 Station
- 9. Captains of Detectives
- 10. Record Bureau



CITY OF TOLEDO

OHIO

RAY E. ALLEN
Chief of Police

DIVISION OF POLICE

PERSONS CHARGED - MUNICIPAL COURT DISPOSITIONS

Class	Classification	Off Docket	Juven-ile Del'vd	Del'vy To O. A.	State Inst. Del'vy	Adults To Juven-ile Court	Pend-ing	Grand Total
1-a	Murder							8
1-b	Neg. Manslaughter							1
2	Rape		3				2	31
3	Robbery		12				1	46
4	Agg't Assaults	3	1			2	3	37
5	Burglary-Breaking		138				1	223
6-a	Larceny Over \$50	3	5					15
6-b	Larceny Undr \$50	15 13	453	62	38 1	1	24 12	1681
7	Auto Theft	1	64					108
Total Class #1		15 20	1676	62 -	38 1	1 2	26 19	11150
8	Other Assaults	26 86	26 49	86 6	13	77 6	32 36	26 580
9	Forgery, etc			1				6
10	Fraud, etc	10 18	7 6	4	6		20	137
11	Stolen Property		2				1 1	5
12	Weapon Offenses	1	50					66
13	Comm'l Vice	85 3	27 2	5	1		11	215
14	Sex Offenses	1 7	40	13	8		4	93
15	Family Offenses	1 33	318	32 1	4	38	43	587
16	State Drug Laws		1					8
17	State Liquor Laws	1 5	69	2	2		15	116
18	Drunkenness	1582 42	2027 2	160 1	4	3	25 164	39 4305
19	Disorderly Conduct	189 11	26 314	79	47	29	32	1180
20	Vagrancy	3	7	3				15
21	Gambling	440 96	1090 1		1		66	10762
22	Drive Intoxicated	3 6	65	32	32		47	247
23	Road Laws	108 34	205	28	11	1	46	732
24	Parking Violations	10 3	23				5	49
25	State Motor Laws	38 28	63	8	2		11	186
26	All Other Offenses	35 45	406	1 10	9	17 23	41	28 887
Total Class #2		254 418	1459	367 19	141 1	297 70	44 542	20176
27	Suspicion Released						3	246
28	Federal Offenses		4	111			2	238
29	Non-Offense Arrests	21 5	162	165	74	6	58	1306
Total Class #3		21 5	2166	276	74	6	163	1790
GRAND TOTAL		2580 443	2301	4295	179 76	298 78	46 624	23116

Om Jan 1947

- 1. Chief of Police
- 2. Inspector, Staff Office
- 3. Inspector of Police
- 4. Inspector of Detectives
- 5. Inspector of Traffic
- 6. Sup't. Ident. Bureau
- 7. Cap't., No. 1 Station
- 8. Cap't., No. 2 Station
- 9. Captains of Detectives
- 10. Record Bureau



CITY OF TOLEDO
OHIO

RAY E. ALLEN
Chief of Police

DIVISION OF POLICE

SENTENCES - MUNICIPAL COURT

<u>Classification</u>	<u>Costs Only</u>	<u>Fine and Costs</u>	<u>Days and Costs</u>	<u>Days and Fine</u>	<u>Peace Bond</u>	<u>Pro-bated</u>	<u>Grand Total</u>
1-a Murder							
1-b Negligent Manslaughter							
2 Rape							
3 Robbery							
4 Aggravated Assault							
5 Burglary - Breaking						1	1
6-a Larceny Over \$50							
6-b Larceny Undr \$50	15	18	62	38	1	24	158
7 Auto Theft						1	1
Total Class #1	15	18	62	38	1	26	160
8 Other Assaults	26	26	86	13	77	32	260
9 Forgery-Counterfeiting							
10 Embezzlement & Fraud	10	7	4	6			27
11 Stolen Property						1	1
12 Weapon Offenses		1	2	1	1		5
13 Commercialized Vice	85	97	5	1		3	191
14 Sex Offenses	1	6	13	8		1	29
15 Family & Children Offenses	13	9	32	4		9	67
16 State Drug Laws		1		1			2
17 State Liquor Laws	1	69	2	2		13	87
18 Drunkenness	1582	2027	60	4	11	254	3938
19 Disorderly Conduct	189	265	79	47	29	83	692
20 Vagrancy	3	7	3				13
21 Gambling	440	10090					10530
22 Driving Intoxicated	3	65	32	32		9	141
23 Road Laws	108	205	28	11	1	15	368
24 Parking Violations	10	23					33
25 State Motor Laws	38	23	8	2		6	77
26 All Other Offenses	35	38	13	9	178	16	289
Total Class #2	2544	12959	367	141	297	442	16750
27 Suspicion Released							
28 Federal Offenses		1	55	45	112		
29 Non-Offense Arrests	21	25	4			1	51
Total Class #3	21	25	4			1	51
GRAND TOTAL	2580	13002	433	179	298	469	16961

cy for 1947

- 1. Chief of Police
- 2. Inspector, Staff Office
- 3. Inspector of Police
- 4. Inspector of Detectives
- 5. Inspector of Traffic
- 6. Sup't. Ident. Bureau
- 7. Cap't., No. 1 Station
- 8. Cap't., No. 2 Station
- 9. Captains of Detectives
- 10. Record Bureau



CITY OF TOLEDO

OHIO

RAY E. ALLEN
Chief of Police

DIVISION OF POLICE

PERSONS CHARGED - BY FINAL JUDGE

Classification	Final Judge									
	No	Judge	Murlin	Norris	OConnel	Ramey	McCabe	Martin	Grand	Other
1-a Murder	2		3						1	3
1-b Neg. Mnslightr										
2 Rape	9		2				5			1
3 Robbery	3		5						9	2
4 Agg't Assault	11		5	5					6	
5 Burglary-Breaking	6		10	18			1		34	3
6-a Larceny Over \$50	3								5	
6-b Larceny Undr \$50	7		2	51	22	53	59		34	1
7 Auto Theft	1		11	12			8		12	
Total Class #1	42		38	39	51	22	54	73	84	55
8 Other Assaults	19			84	1	81	45	139	55	56
9 Forgery, etc	1		1	1					2	6
10 Fraud, etc	6		1	9	15	20	22	18	6	5
11 Stolen Property								1	2	2
12 Weapon Offenses	1		1	2		2		4	50	5
13 Comm'l Vice				72	2	21	21	26	2	11
14 Sex Offenses	1		1	1	6	4	19	13	40	1
15 Family Offenses	3			27	1	34	52	58	56	1
16 State Drug Laws	5		1					1	1	4
17 State Liquor Laws	1			15		14	37	33		16
18 Drunkenness	5			906		751	126	1348	5	164
19 Disorderly Conduct	6			126		187	206	307	14	34
20 Vagrancy						6	7	2		
21 Gambling	9			2457		1885	113	3431	1	65
22 Drive Intoxicated	2			25	2	22	52	89		55
23 Road Laws	3			94		89	33	153	85	55
24 Parking Violations				4		8	18	13		6
25 State Motor Laws	2			29		12	35	34	63	11
26 All Other Offenses	2			97		87	79	153	29	51
Total Class #2	65		4	3959	6	3223	227	5823	29	9
27 Suspicion Released	243									3
28 Federal Offenses	44									190
29 Non-Offense Arrest	134		1	55		45	92	112	168	692
Total Class #3	421		1	55		45	92	112	172	892
GRAND TOTAL	528		43	4065	6	3290	77	6008	285	64

Handwritten signature and date: 04/27/1947

- 1. Chief of Police
- 2. Inspector, Staff Office
- 3. Inspector of Police
- 4. Inspector of Detectives
- 5. Inspector of Traffic
- 6. Sup't. Ident. Bureau
- 7. Cap't., No. 1 Station
- 8. Cap't., No. 2 Station
- 9. Captains of Detectives
- 10. Record Bureau



CITY OF TOLEDO

OHIO

RAY E. ALLEN
Chief of Police

DIVISION OF POLICE

PERSONS CHARGED - BY FINAL JUDGE

Classification	Stahl	Gosline	Krueger	Miller	Straub	Juvenile	Other Disp'n	Grand Total
1-a Murder	1		3					13
1-b Neg. Manslghtr							3	3
2 Rape	5		1			9	2	34
3 Robbery	3				1	12	11	46
4 Agg't Assault	2		5			3	15	47
5 Burglary	6		18			138	9	225
6-a Larceny Ovr \$50	1					5	1	15
6-b Larceny Und \$50					53	453	34	682
7 Auto Theft	2		12			64	12	110
Total Class # 1	20		39		54	684	87	1175
8 Other Assaults			1	1	2	145	55	580
9 Forgery, etc	1		17	1	2		6	11
10 Fraud, etc	1		84	9	12	34	22	140
11 Stolen Property							2	5
12 Weapon Offenses	1			1		50	5	66
13 Comm'l Vice			1		2	81	2	215
14 Sex Offenses		2	10	1		19	40	93
15 Family Offenses	1			1	6	52	356	589
16 State Drug Laws						2	1	14
17 State Liquor Laws						37		116
18 Drunkenness						1126	5	4305
19 Dis. Conduct						206	314	1180
20 Vagrancy						7		15
21 Gambling						2913	1	10762
22 Drive Intox'd				2		52	55	247
23 Road Laws						133	205	732
24 Parking Viol'ns						18	6	49
25 State Motor Laws						35	63	186
26 All Other Off'ns						79	429	889
Total Class # 2	4	2	12	6	4927	1529	629	20794
27 Suspicion Rel'd							3	246
28 Federal Off'ns			1			4	190	238
29 Non-Offense Arrests					17	92	699	1306
Total Class # 3	-	-	-	-	92	172	892	1790
GRAND TOTAL	24	2	51	6	5073	2385	1608	23159

Handwritten signature and date: J. J. 1947

- 1. Chief of Police
- 2. Inspector, Staff Office
- 3. Inspector of Police
- 4. Inspector of Detectives
- 5. Inspector of Traffic
- 6. Sup't. Ident. Bureau
- 7. Cap't., No. 1 Station
- 8. Cap't., No. 2 Station
- 9. Captains of Detectives
- 10. Record Bureau



CITY OF TOLEDO

OHIO

RAY E. ALLEN
Chief of Police

DIVISION OF POLICE

PERSONS CHARGED - COMMON PLEAS COURT DISPOSITIONS

Classification	Guilty as Charged	Not Guilty	No-Bill Reported	Died awaiting Trial	Indictment Nollied	Certified To Juvenile Court	Guilty to Misdemeanor
1-a Murder	6						
1-b Negligent Manslaughter		3					
2 Rape							
3 Robbery	4						
4 Aggravated Assault	14				1	3	1
5 Burglary - Breaking	3			1	1		
6-a Larceny Over \$50	38				3		5
6-b Larceny Undr \$50	1				2		3
7 Auto Theft	1						1
Total Class # 1	84	12	34	1	9	4	12
8 Other Assaults							
9 Forgery, etc	1						
10 Fraud, etc	10						
11 Stolen Property				6	1	1	
12 Weapon Offenses							
13 Commercialized Vice				1			1
14 Sex Offenses							
15 Family & Children Offenses	2			4			1
16 State Drug Laws	1						
17 State Liquor Laws				4		1	
18 Drunkenness							
19 Disorderly Conduct							
20 Vagrancy							
21 Gambling							
22 Driving Intoxicated							
23 Road Laws							
24 Parking Violations							
25 State Motor Laws							
26 All Other Offenses							
Total Class # 2	1		2				2
27 Suspicion Released							
28 Federal Offenses							
29 Non-Offenses Arrests							
Total Class # 3							
GRAND TOTAL	99	12	51	2	10	5	14

- 1. Chief of Police
- 2. Inspector, Staff Office
- 3. Inspector of Police
- 4. Inspector of Detectives
- 5. Inspector of Traffic
- 6. Sup't. Ident. Bureau
- 7. Cap't., No. 1 Station
- 8. Cap't., No. 2 Station
- 9. Captains of Detectives
- 10. Record Bureau

Cy for 1947



RAY E. ALLEN
Chief of Police

DIVISION OF POLICE

PERSONS CHARGED - COMMON PLEAS COURT DISPOSITIONS

DAYS ELAPSED FROM TIME OF ARREST TO DATE FINAL DISPOSITION

Classification	Ret'd				In sane	Jury Dis-agreed	Pend-ing	Grand Total
	Guilty Lesser Felony	O. P. Or O.S.R.	Dis-Posi-tion	No Guilty Pro-bat-ed				
1-a Murder					1	1		13
1-b Neg. Manslaughter							3	3
2 Rape	1			4	5		4	28
3 Robbery	1			4	4		4	27
4 Agg't Assaults	2			5	1		2	34
5 Burglary-Breaking	1	1		24	1	15	1	80
6-a Larceny Over \$50				3	1		2	7
6-b Larceny Undr \$50				1	1		3	9
7 Auto Theft		2		14	1		2	41
Total Class #1	3	3	2	55	3	1	21	242
8 Other Assaults								
9 Forgery, etc				4	1	1	4	9
10 Fraud, etc	1		5	8	4	2	3	30
11 Stolen Property							1	1
12 Weapon Offenses				1	2	1	3	6
13 Comm'l Vice and Vice								
14 Sex Offenses							2	7
15 Family Offenses		1		4			2	8
16 State Drug Laws				1	2	2		6
17 State Liquor Laws								
18 Drunkenness								
19 Disorderly Conduct								
20 Vagrancy								
21 Gambling								
22 Drive Intoxicated								
23 Road Laws								
24 Parking Violations								
25 State Motor Laws								
26 All Other Offenses			1				1	4
Total Class #2	1	1	6	17	-	-	16	71
27 Suspicion Released								
28 Federal Offenses								
29 Non-Offense Arrests			1		1		4	6
Total Class #3	-	-	1	-	1	-	4	6
GRAND TOTAL	4	3	1	72	4	1	41	319

By 8/21/47



CITY OF TOLEDO

OHIO

RAY E. ALLEN

DIVISION OF POLICE

Chief of Police

PERSONS CHARGED IN COMMON PLEAS COURT

DAYS ELAPSED FROM TIME OF ARREST TO DATE FINAL DISPOSITION

Classification	Persons Arrested							80 and Over	Grand Total
	1 to 9	10-19	20-29	30-39	40-49	50-79	Guilty as Charged		
1-a Murder			1		1	1	1	8	11
1-b Neg. Manslaughter									-
2 Rape	1		2	3	5	5	6	22	22
3 Robbery	1	3	4	3	4	6	3	24	24
4 Agg't Assaults	1	3	2	8	3	7	5	29	29
5 Burglary-Breaking		2	3	18	14	16	25	78	78
6-a Larceny Over \$50			1	2	1	3	1	5	5
6-b Larceny Undr \$50			1	2			1	4	4
7 Auto Theft		1	8	6	10	9	5	39	39
Total Class #1	3	9	21	40	38	47	54	212	
8 Other Assaults									-
9 Forgery, etc				1	1	1	2	5	5
10 Fraud, etc			5	3	4	2	10	24	24
11 Stolen Property									-
12 Weapon Offenses					2	1		3	3
13 Commercialized Vice									-
14 Sex Offenses						3	2	5	5
15 Family & Children Off'ns		1		1				2	2
16 State Drug Laws				1	2	2	1	6	6
17 State Liquor Laws									-
18 Drunkenness									-
19 Disorderly Conduct				1	10			11	11
20 Vagrancy									-
21 Gambling									-
22 Driving Intoxicated									-
23 Road Laws									-
24 Parking Violations									-
25 State Motor Laws									-
26 All Other Offenses			1				1	2	2
Total Class #2	-	1	6	6	9	9	16	47	
27 Suspicion Released									-
28 Federal Offenses									-
29 Non-Offense Arrests			1	159			1	2	2
Total Class #3	-	-	1	-	-	-	1	2	
GRAND TOTAL	1136	149127	19576	129531	-	-	-	-	
GRAND TOTAL	3	10	28	46	47	56	71	261	

04 for 1947

- 1. Chief of Police
- 2. Inspector, Staff Office
- 3. Inspector of Police
- 4. Inspector of Detectives
- 5. Inspector of Traffic
- 6. Sup't. Ident. Bureau
- 7. Cap't., No. 1 Station
- 8. Cap't., No. 2 Station
- 9. Captains of Detectives
- 10. Record Bureau



CITY OF TOLEDO

OHIO

RAY E. ALLEN
Chief of Police

DIVISION OF POLICE

F. B. I. ANNUAL RETURN "C" - CONVICTIONS

<u>Classification</u>	<u>Re-leased</u>	<u>Persons Charged</u>	<u>Arrest-ed</u>	<u>Cited</u>	<u>Guilty as Charged</u>	<u>Guilty Lesser Off'ns</u>	<u>Percent Convict-ed</u>
1-a Murder		8	8		6		75.0
1-b Neg. Manslaughter		1	1				-
2 Rape		31	27	4	11	1	38.7
3 Robbery		45	33	12	30		66.7
4 Aggravated Assaults		37	36	1	9	7	43.2
5 Burglary - Breaking		223	71	152	200	7	92.8
6-a Larceny Over \$50		15	9	6	9	1	66.7
6-b Larceny Under \$50		681	217	464	613		90.0
7 Auto Theft		108	42	66	97		89.8
Total Class #1		1149	444	705	975	16	86.2
8 Other Assaults		580	519	61	309		53.3
9 Forgery-Counterfeiting		6	5	1	5		83.3
10 Embezzlement-Fraud		127	122	5	51	1	40.9
11 Stolen Property		5	2	3	3		60.0
12 Weapon Offenses		66	16	50	56	1	86.4
13 Commercialized Vice		214	212	2	193		90.2
14 Sex Offenses		89	52	37	69	1	78.7
15 Family & Children Offenses		570	252	318	429		75.3
16 State Drug Laws		8	7	1	5		62.5
17 State Liquor Laws		116	116		87		75.0
18 Drunkenness		4294	4292	2	3940		91.8
19 Disorderly Conduct		1163	851	312	1006		86.5
20 Vagrancy		15	15		13		86.7
21 Gambling		10760	10759	1	10531		97.9
22 Driving Intoxicated		251	251		141		56.2
23 Road Laws		20782	528	20254	573		-
24 Parking Violations		105068	49	105019	33		-
25 State Motor Laws		2328	121	2207	140		-
26 All Other Offenses		888	474	414	696		78.4
Total Class #2		147330	18643	128687	-	-	-
27 Suspicion Released	246						-
28 Federal Offenses	120	116	114	2			-
29 Non Offense Arrest	770	532	375	157	219		41.2
Total Class #3	1136	648	489	159	219	-	33.8
GRAND TOTAL		1136	149127	19576	129551	-	-

04 JTT 1947

- 1. Chief of Police
- 2. Inspector, Staff Office
- 3. Inspector of Police
- 4. Inspector of Detectives
- 5. Inspector of Traffic
- 6. Sup't. Ident. Bureau
- 7. Cap't., No. 1 Station
- 8. Cap't., No. 2 Station
- 9. Captains of Detectives
- 10. Record Bureau



CITY OF TOLEDO

OHIO

TRAINING

RAY E. ALLEN

Chief of Police

DIVISION OF POLICE

February 1, 1942.

During the year the training program at the Police Academy was slightly curtailed because of added duties of other natures and from the lack of sufficient new recruits to warrant the customary 60 day courses deemed necessary for new members. However, 15 newly appointed men were given elementary police training and when additional appointments are made, they will return to the Academy for the completion of our standard training program.

Permit me to take this opportunity of thanking yourself, and others of the official family, for the splendid cooperation and assistance accorded the Traffic Division. We are conscious and appreciative of those efforts and interest which has aided us in a successful administration of traffic in the City of Toledo.

Respectfully submitted,

Eddie Hoffman
 Inspector of Traffic

- 1. Chief of Police
- 2. Inspector, Staff Office
- 3. Inspector of Police
- 4. Inspector of Detectives
- 5. Inspector of Traffic
- 6. Sup't. Ident. Bureau
- 7. Cap't., No. 1 Station
- 8. Cap't., No. 2 Station
- 9. Captains of Detectives
- 10. Record Bureau

CITY OF TOLEDO

OHIO

DIVISION OF POLICE



RAY E. ALLEN
Chief of Police

February 1, 1942.

Mr. Ray E. Allen
Chief of Police
City of Toledo, Ohio

Dear Sir:

Attached are papers covering the statistical report of the Division of Traffic for the past year 1941.

Every effort has been made to make it most comprehensive, yet at the same time reduce it to the most simple form. Where possible comparisons have been made with previous annual recordings so as to permit one to visualize the steady improvements evident in many of the activities.

Pertinent remarks by way of explanation have been inserted in this report with reference to certain items appearing in the various tabulations and charts as an aid to the reader, where the item referred to is of more than general interest in the traffic field as related to the more general police problem.

Permit me to take this opportunity of thanking yourself, and others of the official family, for the splendid cooperation and assistance accorded the Traffic Division. We are conscious and appreciative of those efforts and interest which has aided us in a successful administration of traffic in the City of Toledo.

Respectfully submitted,

Edu. Hoffman
Inspector of Traffic

EH/S

- 1. Chief of Police
- 2. Inspector, Staff Office
- 3. Inspector of Police
- 4. Inspector of Detectives
- 5. Inspector of Traffic
- 6. Sup't. Ident. Bureau
- 7. Cap't., No. 1 Station
- 8. Cap't., No. 2 Station
- 9. Captains of Detectives
- 10. Record Bureau



CITY OF TOLEDO

OHIO

RAY E. ALLEN
Chief of Police

DIVISION OF POLICE

TABLE OF CONTENTS

Table with 2 columns: Description and Pages. Includes sections like Accidents, Accident Investigation Squad Activities, and Enforcement.



CITY OF TOLEDO
OHIO

RAY E. ALLEN
Chief of Police

DIVISION OF POLICE

TABLE OF CONTENTS

	<u>Pages</u>
Police Sign Shop Activities- - - - -	21
Operations Itemized - - - - -	21
Shop Activities - - - - -	22
Revenue- - - - -	22
Fines Itemized- - - - -	22
Total Fines Received in the Bureau- - - - -	22
Total Fines Collected Traffic Court - - - - -	22
Total Fines Parking Meters- - - - -	22
Parking Meter Regulation - - - - -	23
Revenue by Month- - - - -	23
Collections by Month- - - - -	23
Number of Days Per Month in Service - - - - -	23
Daily Average - - - - -	23
Loss of Revenue (Hooded Meters) - - - - -	24
Service Record- - - - -	24
Summary of Meter Service- - - - -	25
Conclusion - - - - -	26

TYPE OF ACCIDENTS	Total Accidents		Persons Killed		Persons Injured	
	1931	1930	1931	1930	1931	1930
1. Total Traffic	11477	10481	52	42	2221	1769
2. Total Motor Vehicle	11477	10481	52	42	2220	1769
3. Collisions with Ped.	702	670	23	27	652	663
4. Same-with other car (motor)	10061	9202	11	6	1146	838
5. Same-with railroad train	31	23	4	2	12	12
6. Same-with electric car	73	73	--	--	5	12
7. Same-with bicycle	225	146	2	--	121	88
8. Same-with horse drawn	12	31	--	--	2	3
9. Same-with fixed objt.	67	102	2	2	23	43
10. Same-overturned in roadway	2	2	--	--	1	1
11. Same-ran off roadway	4	3	--	1	--	--
12. Non-collision	275	139	3	2	159	73
13. Other Traffic-Misc.	25	25	--	--	11	12

- 1. Chief of Police
- 2. Inspector, Staff Office
- 3. Inspector of Police
- 4. Inspector of Detectives
- 5. Inspector of Traffic
- 6. Sup't. Ident. Bureau
- 7. Cap't., No. 1 Station
- 8. Cap't., No. 2 Station
- 9. Captains of Detectives
- 10. Record Bureau



CITY OF TOLEDO

OHIO

RAY E. ALLEN
Chief of Police

DIVISION OF POLICE

1.

TRAFFIC ACCIDENT SUMMARY

Following is the complete analysis of the accident reports recorded during 1941 and wherever possible a comparison has been made with those of 1940. Following each tabulation comment will appear where it is believed necessary but for the most part, this summary is self-explanatory. During 1941 we experienced an increase in fatal accidents. Our percentage of increase was not as great as the percentage of increase in the consumption of gasoline which shows more car miles travelled in 1941 than in 1940. The consumption of gasoline is our only barometer for determining the number of car miles travelled.

TOTAL TRAFFIC ACCIDENTS BY TYPE

TYPE OF ACCIDENTS	Total Accidents		Persons Killed		Persons Injured	
	1941	1940	1941	1940	1941	1940
1. Total Traffic	11477	10481	52	42	2221	1769
2. Total Motor Vehicle	11474	10481	50	40	2220	1769
3. Collision with Ped.	701	670	28	27	692	663
4. Same-with other car (motor)	10061	9202	11	6	1146	838
5. Same-with railroad train	31	28	4	2	12	12
6. Same-with electric car	70	73	--	--	5	12
7. Same-with bicycle	225	146	2	--	123	88
8. Same-with horse drawn	12	31	--	--	2	5
9. Same-with fixed objt.	67	162	2	2	29	65
10. Same-overturnd in roadway	2	2	--	--	1	1
11. Same-ran off roadway	4	3	--	1	--	--
12. Non-collision	276	139	3	2	199	73
13. Other Traffic-Misc.	25	25	--	--	11	12
22. 9:00 P.M. to 9:59 P.M.						
23. 10:00 P.M. to 10:59 P.M.						
24. 11:00 P.M. to 11:59 P.M.						
25. Not stated						
Total Accidents	11477	10481				

- 1. Chief of Police
- 2. Inspector, Staff Office
- 3. Inspector of Police
- 4. Inspector of Detectives
- 5. Inspector of Traffic
- 6. Sup't. Ident. Bureau
- 7. Cap't., No. 1 Station
- 8. Cap't., No. 2 Station
- 9. Captains of Detectives
- 10. Record Bureau



CITY OF TOLEDO

OHIO

RAY E. ALLEN
Chief of Police

DIVISION OF POLICE

2.

DAY OF WEEK

	<u>1941</u>	<u>1940</u>
1. Monday- - - - -	1477	1440
2. Tuesday - - - - -	1374	1354
3. Wednesday - - - - -	1463	1371
4. Thursday- - - - -	1493	1335
5. Friday- - - - -	1753	1552
6. Saturday- - - - -	2480	2000
7. Sunday- - - - -	1424	1429
Total Accidents - - - - -	11474	10481

THE TIME ACCIDENTS HAPPEN

<u>TIME PERIOD</u>	<u>1941</u>	<u>1940</u>
1. 12:00 Midnight- - - - -	300	365
2. 1:00 A.M. to 1:59 A.M.- - - - -	298	313
3. 2:00 A.M. to 2:59 A.M.- - - - -	222	251
4. 3:00 A.M. to 3:59 A.M.- - - - -	189	173
5. 4:00 A.M. to 4:59 A.M.- - - - -	59	67
6. 5:00 A.M. to 5:59 A.M.- - - - -	63	65
7. 6:00 A.M. to 6:59 A.M.- - - - -	174	143
8. 7:00 A.M. to 7:59 A.M.- - - - -	351	340
9. 8:00 A.M. to 8:59 A.M.- - - - -	364	388
10. 9:00 A.M. to 9:59 A.M.- - - - -	304	370
11. 10:00 A.M. to 10:59 A.M.- - - - -	459	394
12. 11:00 A.M. to 11:59 A.M.- - - - -	606	440
13. 12:00 Noon to 12:59 A.M.- - - - -	308	385
14. 1:00 P.M. to 1:59 P.M.- - - - -	501	570
15. 2:00 P.M. to 2:59 P.M.- - - - -	622	518
16. 3:00 P.M. to 3:59 P.M.- - - - -	838	757
17. 4:00 P.M. to 4:59 P.M.- - - - -	936	852
18. 5:00 P.M. to 5:59 P.M.- - - - -	1062	854
19. 6:00 P.M. to 6:59 P.M.- - - - -	732	603
20. 7:00 P.M. to 7:59 P.M.- - - - -	683	634
21. 8:00 P.M. to 8:59 P.M.- - - - -	739	634
22. 9:00 P.M. to 9:59 P.M.- - - - -	557	473
23. 10:00 P.M. to 10:59 P.M.- - - - -	468	411
24. 11:00 P.M. to 11:59 P.M.- - - - -	631	460
25. Not Stated- - - - -	8	21
Total Accidents-- - - - -	11474	10481

- 1. Chief of Police
- 2. Inspector, Staff Office
- 3. Inspector of Police
- 4. Inspector of Detectives
- 5. Inspector of Traffic
- 6. Sup't. Ident. Bureau
- 7. Cap't., No. 1 Station
- 8. Cap't., No. 2 Station
- 9. Captains of Detectives
- 10. Record Bureau



CITY OF TOLEDO

OHIO

RAY E. ALLEN

Chief of Police

DIVISION OF POLICE

3.

LOCATION OF ACCIDENTS

<u>CLASSIFICATION</u>	<u>1941</u>	<u>1940</u>
1. Street Intersections- - - - -	7635	5841
2. Alley Intersections - - - - -	33	31
3. Driveway- - - - -	--	--
4. Railroad crossing - - - - -	24	10
5. Bridge Overpass - - - - -	107	152
6. In alley- - - - -	134	58
7. All others- - - - -	3539	4834
8. Not stated- - - - -	2	5
Total Accidents - - - - -	11474	10481

TYPE OF MOTOR VEHICLES

<u>TYPE</u>	<u>1941</u>	<u>1940</u>
1. Passenger car- - - - -	20058	17702
2. Semi-trailer- - - - -	11	22
3. Truck and Truck Trailer- - - - -	1630	1605
4. Same-Trailer-semi- - - - -	39	17
5. Taxicabs- - - - -	173	126
6. Bus- - - - -	207	159
7. Motorcycle - - - - -	70	97
8. Others - - - - -	365	302
9. Not stated - - - - -	552	491
Total vehicles involved - - -	23105	20521

WEATHER CONDITIONS

	<u>1941</u>	<u>1940</u>
1. Daylight- - - - -	11474	10481
2. Dark or dusk- - - - -		
3. Darkness- - - - -		
4. Darkness- - - - -		
5. Darkness- - - - -		
6. Not stated- - - - -		
Total Accidents - - - - -	11474	10481



CITY OF TOLEDO

OHIO

RAY E. ALLEN

Chief of Police

DIVISION OF POLICE

4.

TRAFFIC CONTROL FUNCTIONING

	<u>1941</u>	<u>1940</u>
1. Police Officer- - - - -	37	52
2a. Stop and Go Light-functioning - - - - -	2826	2393
b. Same-not functioning- - - - -	195	312
3 Stop Sign-functioning - - - - -	778	348
b. Same-not functioning- - - - -	361	647
4a. Warning Sign- - - - -	151	84
b. Same-not at intersection- - - - -	14	79
c. Warning Sign-not functioning- - - - -	46	53
d. Same-not at intersection- - - - -	14	31
5a. Railroad Watchman - - - - -	17	13
b. Not functioning - - - - -	13	16
6 Other traffic control - - - - -	2	4
b. Same-not functioning- - - - -	--	--
7 No traffic control- - - - -	7019	6435
8 Not stated- - - - -	1	14
Total Accidents - - - - -	11474	10481

DISTRICTS OF ACCIDENTS

	<u>1941</u>	<u>1940</u>
1. Manufacturing and industrial districts- -	511	543
2. Shopping and business district- - - - -	5480	4824
3. Residential district - - - - -	4907	4653
4. School and playground district- - - - -	72	63
5. Open or other- - - - -	171	155
6. Not stated - - - - -	323	243
Total Accidents- - - - -	11474	10481

LIGHT CONDITIONS

	<u>1941</u>	<u>1940</u>
1. Daylight- - - - -	7005	6254
2. Dusk or dark- - - - -	427	427
3. Darkness-street lights- - - - -	3853	3596
4. Darkness-no street lights - - - - -	166	133
5. Darkness-lighting not stated- - - - -	2	16
6. Not stated- - - - -	21	55
Total Accidents - - - - -	11474	10481



CITY OF TOLEDO

OHIO

RAY E. ALLEN
Chief of Police

DIVISION OF POLICE

5.

ROAD CONDITION AND WEATHER

	<u>1941</u>	<u>1940</u>
1. Obstruction not lighted (darkness) - - -	--	10
2. Obstruction not signalled (daylight) - -	--	23
3. Foreign material on surface- - - - -	4	3
4. Poor surface - - - - -	7	12
5. Others - - - - -	4	11
Total defects - - - - -	15	59
6. Road under construction- - - - -	--	5
7. Road not under construction- - - - -	11474	10476
8. Not stated - - - - -	--	--
Total accidents - - - - -	11474	10481
9. Road-wet, muddy- - - - -	1562	1261
10. Road-snowy, icy- - - - -	425	659
11. Weather-cloudy, rain, snow, fog, etc.- -	<u>3325</u>	<u>3093</u>
Total hazards - - - - -	5312	5013

APPROXIMATE SPEEDS

	<u>1941</u>	<u>1940</u>
1. Standing still (excl. proper parking location - - - - -	2416	2458
2. 0-10 miles per hour- - - - -	3054	3230
3. 11-20 miles per hour - - - - -	3233	4223
4. 21-30 miles per hour - - - - -	2292	2154
5. 31-40 miles per hour - - - - -	418	302
6. 41-50 miles per hour - - - - -	41	22
7. 51 miles per hour and over - - - - -	5	8
8. Not stated - - - - -	<u>10948</u>	<u>7690</u>
Total operators - - - - -	22407	20087

The above tabulation relative to approximate speeds will indicate that most accidents occur at speeds between 11 and 20 miles per hour. This possibly would be accounted for in rear end collisions that occur at signal controlled



CITY OF TOLEDO

OHIO

RAY E. ALLEN
Chief of Police

DIVISION OF POLICE

6.

intersections. These speeds as indicated are in most cases not accurate for the reason they are estimated by the operator to the investigating officer. Therefore, it is just a case of taking the word of the operator. However, in instances where skid marks are computed for speeds accuracy becomes more evident.

DIRECTIONAL ANALYSIS

<u>Two motor Vehicles</u> <u>Intersectional Accidents</u>		<u>1941</u>	<u>1940</u>
1a.	Both straight-from same direction- - - -	1188	1477
b.	Same-from opposite direction - - - - -	300	462
c.	Same-at angle- - - - -	2258	2125
2a.	One right; one straight-from same direction - - - - -	253	220
b.	Same-from opposite direction - - - - -	48	97
c.	Same-at angle- - - - -	180	116
3a.	One left; one straight-from same direction - - - - -	318	301
b.	Same-from opposite direction - - - - -	405	289
c.	Same-at angle- - - - -	343	232
4a.	One stopped-other same direction - - - -	690	629
b.	Same-other from opposite direction - - -	6	36
c.	Same-other at angle- - - - -	10	33
5a.	All others-four same direction - - - - -	804	228
b.	Same-from opposite direction - - - - -	62	37
c.	Same-at angle- - - - -	97	78
6	Not stated - - - - -	8	15
Total- - - - -		6900	6375

<u>Two motor Vehicles</u> <u>Non-Intersectional Accidents</u>		<u>1941</u>	<u>1940</u>
1a.	Opposite directions-headon collisions- -	25	64
b.	Same-angle or sideswipe collision- - - -	302	294
2a.	Same-rear end collision- - - - -	283	373
b.	Same-angle or sideswipe collision- - - -	284	280
3a.	One car parked-proper location - - - - -	700	444
b.	Same-improper location - - - - -	45	29
c.	One car stopped in traffic - - - - -	226	322
4	One car leaving parked position- - - - -	490	413
5	One car entering, leaving alley, driveway	430	343
6	Others (All) - - - - -	374	262
7	Not stated - - - - -	2	3
Total- - - - -		3161	2827



CITY OF TOLEDO

OHIO

RAY E. ALLEN

DIVISION OF POLICE

Chief of Police

7.

	1941	1940
Pedestrian Directional Analysis- - - - -	--	670
All other types- - - - -	8313	609
GRAND TOTAL ALL ACCIDENTS - - - - -	11474	10481

CONDITIONS OF VEHICLES INVOLVED

	1941	1940
1. Defective brakes- - - - -	72	99
2. Both headlights out- - - - -	--	5
3. Headlight insufficient or one out - - - -	1	2
4. Headlights glaring- - - - -	1	3
5. Rear lights insufficient or out - - - -	4	7
6. Other lights or reflectors deficient- - -	5	12
7. Steering mechanism defective- - - - -	22	40
8. Puncture or blowouts- - - - -	6	2
9. Other defects - - - - -	23	52
Total Conditions - - - - -	134	222

RESIDENCE OF DRIVERS

	1941	1940
1. Resident of the city- - - - -	15780	16297
2. Resident within metropolitan district - -	706	831
3. Resident elsewhere in the same state- - -	815	2451
4. Resident of some other state- - - - -	--	--
5. Not stated; no record - - - - -	5106	508
Total drivers involved - - - - -	22407	20087

AGE OF DRIVERS

	1941	1940
1. Under 16 years of age - - - - -	884	265
2. Between 17 and 20 years of age- - - - -	1942	1339
3. Between 21 and 24 years of age- - - - -	2530	2374
4. Between 25 and 44 years of age- - - - -	7310	7537
5. Between 45 and 64 years of age- - - - -	3240	3265
6. 65 years of age and over- - - - -	293	517
7. Not stated- - - - -	6208	4790
Total drivers recorded - - - - -	22407	20087

Total drivers recorded - - - - - 22407 20087

Chief of Police

2. Inspector, Staff Office

3. Inspector of Police

4. Inspector of Detectives

5. Inspector of Traffic

Sup't. Ident. Bureau

7. Cap't., No. 1 Station

8. Cap't., No. 2 Station

9. Captains of Detectives

10. Record Bureau



CITY OF TOLEDO

OHIO

RAY E. ALLEN

Chief of Police

DIVISION OF POLICE

8.

It will be noted that persons between 25 and 44 years of age are prone to become involved in accidents. This might give thought to a cause for education along this line. This is especially true in the pedestrian problem.

SEX OF DRIVERS INVOLVED

Table with 3 columns: Description, 1941, 1940. Rows include Male drivers, Female drivers, Sex of drivers not stated, and Total drivers involved.

IMPROPER DRIVING

Table with 3 columns: Description, 1941, 1940. Rows list 27 types of driving violations such as Exceeding speed limit, Did not have right of way, etc.



CITY OF TOLEDO

OHIO

RAY E. ALLEN
Chief of Police

DIVISION OF POLICE

9.

	1941	1940
Drivers in violation- - - - -	7353	9095
Drivers not in violation- - - - -	15048	1386
Total drivers - - - - -	22401	10481
Accidents involving a violation - - - - -	7353	--
Accidents not involving a violation - - - - -	4121	--
Total accidents - - - - -	11474	10481

CONDITION OF DRIVERS

	1941	1940
1. Had been drinking, obviously drunk- - -	261	267
2. Same-ability impaired - - - - -	16	23
3. Same-ability not impaired - - - - -	11	13
4. Same-not known whether impaired - - - - -	156	235
5. Physical defect (eyesight)- - - - -	6	8
6. Sleepy, fatigued- - - - -	18	11
7. Apparently asleep - - - - -	6	6
8. Other handicaps - - - - -	12	6
Total operators	569	486

VISION OBSCUREMENTS OF OPERATORS

	1941	1940
1. Rain, snow, etc., on windshields - - - - -	27	18
2. Windshield-other obscured- - - - -	2	6
3. Vision obscured by load on vehicle - - - - -	2	--
4. Trees, bushes, etc.- - - - -	13	8
5. Building - - - - -	16	10
6. Embankment - - - - -	1	--
7. Signboards, etc. - - - - -	34	40
8. Parked cars- - - - -	80	36
9. Others - - - - -	33	8
Total vision obscurements- - - - -	208	126



CITY OF TOLEDO

OHIO

DIVISION OF POLICE

RAY E. ALLEN

Chief of Police

10.

MISCELLANEOUS EVENTS

	<u>1941</u>	<u>1940</u>
1. Avoiding vehicle - - - - -	22	45
2. Vehicle skidded- - - - -	348	391
3. Hit-run accidents- - - - -	92	121
Total miscellaneous - - -	462	557

WHAT THE PEDESTRIANS WERE DOING

	<u>1941</u>	<u>1940</u>
1. Crossing at intersection with signal- -	81	80
b. Same-against signal - - - - -	69	47
c. Same-no signal- - - - -	129	125
d. Same-diagonally - - - - -	20	25
2. Crossing not at intersection- - - - -	306	255
3. Crossing from behind parked cars- - -	35	57
4. Walking in roadway- - - - -	18	20
5. Getting on or off streetcars- - - - -	2	6
6. Getting on or off other vehicles- - -	7	9
7. Working in roadway- - - - -	7	14
8. Playing in roadway- - - - -	25	17
9. Hitching on vehicle - - - - -	3	2
10. Lying in roadway- - - - -	2	2
11. Not in roadway- - - - -	12	23
12. Not stated- - - - -	5	5
Total pedestrian movements- -	721	687

CONDITION OF PEDESTRIAN

	<u>1941</u>	<u>1940</u>
1a. Had been drinking, obviously drunk- - -	10	15
b. Same-ability impaired - - - - -	1	3
c. Same-ability not impaired - - - - -	--	--
d. Same-not known whether impaired - - -	3	5
2. Physical defect - - - - -	4	6
3. Other handicaps- - - - -	--	1
4. Not stated- - - - -	--	--
5. No defects apparent - - - - -	--	660
Total pedestrians - - - - -	18	690



CITY OF TOLEDO

OHIO

RAY E. ALLEN

Chief of Police

DIVISION OF POLICE

11.

Hereto we find a slight increase in our pedestrian problem which is obvious that more publicity and education is required for this group and can be furnished by this department. Again, we refer to radio, civic groups, and various other organizations.

RESIDENCES OF PEDESTRIANS

	1941	1940
1. Resident of the city - - - - -	682	650
2. Resident of metropolitan district - - -	25	32
3. Resident elsewhere - - - - -	12	8
4. Not stated - - - - -	3	--
Total pedestrians - - - - -	722	690

FIVE YEARS OF ACCIDENTS IN TOLEDO

YEAR	Total Accidents	Percent Increase Decrease	Non-Inj. Acc.	Percent Increase Decrease	Inj. Acc.	Percent Increase Decrease	Fatal Acc.	Percent Increase Decrease
1937	11748	19 inc.	9731	11 inc.	1948	.5 inc.	69	7 inc.
1938	8836	25 dec.	7322	24 dec.	1466	24. dec.	48	30 dec.
1939	9375	6 inc.	7850	7 inc.	1484	1. inc.	42	12 dec.
1940	10481	12 inc.	8796	12 inc.	1645	10. inc.	40	5 dec.
1941	11474	9 inc.	9654	9 inc.	1772	7. inc.	50	25 inc.

DAYLIGHT AND DARKNESS ACCIDENTS - 1937 - 1941

YEAR	DAYLIGHT				DARKNESS				GRAND TOTAL
	FATAL	INJURY	NON-INJ.	TOTAL	FATAL	INJURY	NON-INJ.	TOTAL	
1937	20	1095	5442	6557	49	953	4189	5191	11748
1938	17	733	4387	5177	31	693	2935	3659	8836
1939	9	722	4483	5214	32	762	3367	4161	9375
1940	13	822	5419	6254	27	823	3377	4227	10481
1941	16	983	6006	7005	32	789	3648	4469	11474

- 1. Chief of Police
- 2. Inspector, Staff Office
- 3. Inspector of Police
- 4. Inspector of Detectives
- 5. Inspector of Traffic
- 6. Sup't. Ident. Bureau
- 7. Cap't., No. 1 Station
- 8. Cap't., No. 2 Station
- 9. Captains of Detectives
- 10. Record Bureau



CITY OF TOLEDO

OHIO

RAY E. ALLEN

Chief of Police

DIVISION OF POLICE

12.

Accidents by Daylight and Darkness

YEAR	Accidents	Percent Daylight	Percent Darkness
1937	11748	55	45
1938	8836	58	43
1939	9375	56	44
1940	10481	60	40
1941	11474	63	37

(It is noticeable during 1941 that darkness accidents decrease considerably. Also, 66 percent of fatal accidents occurred in dark hours against 78 percent in 1939)

ACCIDENTS BY THE MONTH

YEAR	1941				1940			
	FATAL ACC.	INJ. ACC.	PROPERTY DAMAGE	TOTAL ACC.	FATAL ACC.	INJ. ACC.	PROPERTY DAMAGE	TOTAL ACC.
Jan.	6	12	936	1068	6	140	911	1057
Feb.	4	105	666	775	6	156	835	997
Mar.	9	137	763	909	7	130	695	832
Apr.	2	141	691	834	-	85	549	634
May	2	171	786	959	5	132	670	807
June	4	143	723	870	-	136	683	819
July	-	142	727	869	5	118	577	700
Aug.	2	140	814	956	2	136	677	815
Sept.	3	137	779	919	3	115	655	773
Oct.	3	156	917	1076	3	163	731	897
Nov.	6	171	901	1078	2	147	821	970
Dec.	7	203	951	1161	1	187	992	1180
TOTAL	48	1772	9654	11474	40	1645	8796	10481

It will be noted in the monthly tabulation for all accidents that practically four months out of the year are generally responsible for the greatest percentage of not only injury but property damage accidents. The rise usually starts in October gradually increases until it reaches a peak which in most years is January and then the experience decreases until March. However, this can be accounted for for the reason that our days are shorter, our driving conditions are more hazardous and with pedestrians the problem is practically the same as they dress in dark clothes and are careless in their activities.

- 1. Chief of Police
- 2. Inspector, Staff Office
- 3. Inspector of Police
- 4. Inspector of Detectives
- 5. Inspector of Traffic
- 6. Sup't. Ident. Bureau
- 7. Cap't., No. 1 Station
- 8. Cap't., No. 2 Station
- 9. Captains of Detectives
- 10. Record Bureau



CITY OF TOLEDO

OHIO

RAY E. ALLEN

Chief of Police

DIVISION OF POLICE

13.

INVESTIGATIONAL ACTIVITIES OF ACCIDENT SQUADS - 1941

<u>MONTH</u>	<u>FATAL ACC.</u>	<u>INJ. ACC.</u>	<u>RUNS MADE</u>	<u>TOTAL INVES.</u>	<u>PHOTOS TAKEN</u>	<u>ENLARGE- MENTS</u>
Jan.	6	126	79	342	35	25
Feb.	4	105	103	374	51	16
Mar.	9	137	128	205	34	70
Apr.	2	141	93	305	42	5
May	2	171	141	364	23	-
June	4	143	135	362	20	-
July	-	142	113	318	43	-
Aug.	2	140	109	326	27	-
Sept.	3	137	172	280	77	74
Oct.	3	156	111	490	147	164
Nov.	6	171	110	495	117	92
Dec.	7	203	134	409	61	32
<u>1941</u>						
<u>Total</u>	48	1772	1428	4270	677	478
<u>1940</u>						
<u>Total</u>	40	1645	1255	3394	919	889
<u>Inc.</u>	8	127	173	876		
<u>Dec.</u>					242	411
<u>Inc.</u>	6				190	
<u>Dec.</u>		37	23	5	13	210 102

This tabulation indicates that we have experienced a decrease in enforcement which was somewhat explained in the accident experience. It will be noted that a decrease in driving under the influence and reckless driving appears in this report. However, these figures are only indicative of persons involved in accidents in which these violations occur. We do not want to believe that this analysis has in any way relinquished the efforts of this squad to pursue a rigid enforcement program. We are aware that in every accident a violation is apparent. However, in a certain per cent there is an insufficient weight of negligence to prove the violation in court, and this might be primarily the causative factor for the visible decrease that appears in this report.

- 1. Chief of Police
- 2. Inspector, Staff Office
- 3. Inspector of Police
- 4. Inspector of Detectives
- 5. Inspector of Traffic
- 6. Sup't. Ident. Bureau
- 7. Cap't., No. 1 Station
- 8. Cap't., No. 2 Station
- 9. Captains of Detectives
- 10. Record Bureau



CITY OF TOLEDO

OHIO

RAY E. ALLEN

DIVISION OF POLICE

Chief of Police

14.

ARREST ACTIVITIES OF ACCIDENT SQUADS - 1941

<u>MONTH</u>	<u>SPEEDING</u>	<u>RUN'G RED LITES</u>	<u>RECK- LESS DRIV.</u>	<u>DRIV. UN. INFL.</u>	<u>PED. RIGHT OF WAY</u>	<u>MISC.</u>	<u>TOT. ARR.</u>	<u>TOT. CONV.</u>
Jan.	-	9	7	2	2	16	42	34
Feb.	-	25	6	1	-	8	36	34
Mar.	-	14	6	2	-	14	45	39
Apr.	-	23	9	2	-	3	43	42
May	3	19	4	3	-	154	69	65
June	3	5	11	-	-	52	38	35
July	2	11	8	4	1	17	18	18
Aug.	5	17	5	3	-	24	81	81
Sept.	2	25	13	2	1	13	26	20
Oct.	4	19	9	-	3	16	48	48
Nov.	-	8	5	3	-	1	25	18
Dec.	-	13	6	3	3	4	12	11
<u>1941</u>								
Total	19	188	89	25	10	322	483	445
<u>1940</u>								
Total	13	225	112	30	23	132	693	547
<u>Inc.</u>	6					190		
Dec.		37	23	5	13		210	102

This tabulation indicates that we have experienced a decrease in enforcement which was somewhat explained in the accident experience. It will be noted that a decrease in driving under the influence and reckless driving appears in this report. However, these figures are only indicative of persons involved in accidents in which these violations occur. We do not want to believe that this analysis has in any way relinquished the efforts of this squad to pursue a rigid enforcement program. We are aware that in every accident a violation is apparent. However, in a certain per cent there is an insufficient weight of negligence to prove the violation in court, and this might be primarily the causative factor for the visible decrease that appears in this report.

- 1. Chief of Police
- 2. Inspector, Staff Office
- 3. Inspector of Police
- 4. Inspector of Detectives
- 5. Inspector of Traffic
- 6. Sup't. Ident. Bureau
- 7. Cap't., No. 1 Station
- 8. Cap't., No. 2 Station
- 9. Captains of Detectives
- 10. Record Bureau



CITY OF TOLEDO

OHIO

RAY E. ALLEN

Chief of Police

DIVISION OF POLICE

15.

The tabulation below will indicate activities by the Investigation Squad other than their regular assignments. The comparison for the two years is very slight but still remains the fact that these men are observant at all times.

MISCELLANEOUS ARRESTS table with columns for 1941 and 1940. Rows include Robbery, Shooting to kill, Auto Theft, Material Witness, Burglary, Larceny (Petit and Grand), Concealed Weapons, Recovered Autos, Suspicion, Fugitives, Disturbance, Soliciting Towing Accident Scene, Drunk and Disorderly, Assault and Battery, False Fire Alarms, Begging, and Total.

TOTAL 618:00 307:00 37:00 207:00 120:00 109:00 076:05

DEPARTMENTS table with columns for PHOTOGRAPHY, FLASH, RIFLES, and OTHER. Rows include Division of Streets, Police Crime Prevention Bureau, Fire Department, Inspection Department, and New York Central Railroad.

The above report will be indicative as time spent by the Accident Investigation Squad in obtaining material evidence for other departments of the city and also an itemized account of materials used in these activities.

- 1. Chief of Police 2. Inspector, Staff Office 3. Inspector of Police 4. Inspector of Detectives 5. Inspector of Traffic
6. Sup't. Ident. Bureau 7. Cap't., No. 1 Station 8. Cap't., No. 2 Station 9. Captains of Detectives 10. Record Bureau



CITY OF TOLEDO

OHIO

DIVISION OF POLICE

RAY E. ALLEN

Chief of Police

The following report will indicate a decided increase in hours spent in Court by the Accident Investigation Squad to prosecute cases. However, a great per cent of the court hours spent by this squad is on their own time in which they do not receive any additional pay. Therefore, we take this opportunity to pay tribute to the men in their effort to obtain convictions by long hours spent in the Court Room.

ACCIDENT INVESTIGATION SQUAD HOURS SPENT PROSECUTING CASES

Table with 8 columns: MONTHS, TRAFFIC COURT, COM. PLEAS COURT, GRAND JURY, CORONER'S HEARING, DARK ROOM, 1941 TOTAL, 1940 TOTAL. Rows include months from Jan to Dec and a TOTAL row.

DEPARTMENTS

PICTURES FLASH BULBS PRINTS

Table with 4 columns: DEPARTMENTS, PICTURES, FLASH BULBS, PRINTS. Rows include Division of Streets, Police Crime Prevention Bureau, Fire Department, Inspection Department, and New York Central Railroad.

The above report will be indicative as time spent by the Accident Investigation Squad in obtaining material evidence for other departments of the city and also an itemized account of materials used in these activities.

- 1. Chief of Police 2. Inspector, Staff Office 3. Inspector of Police 4. Inspector of Detectives 5. Inspector of Traffic 6. Sup't. Ident. Bureau 7. Cap't., No. 1 Station 8. Cap't., No. 2 Station 9. Captains of Detectives 10. Record Bureau



CITY OF TOLEDO

OHIO

RAY E. ALLEN

DIVISION OF POLICE

Chief of Police

17.

TWO YEAR COMPARISON - ACCIDENT PREVENTION AND EDUCATION

Table with columns: ACTIVITY, 1941, 1940. Rows include: Instruction to Nya Police Groups, Traffic School Municipal Court, Radio-Safety Talks, etc., P.T.A. Groups Safety Talks, Civic Groups, and a TOTAL row.

The ratio of moving violation convictions to the total number of injury and fatal accidents is known as the enforcement index. There is noted in the above tabulation approximately the same index as in 1940. It would seem from this that EXAMINATIONS FOR DRIVERS' LICENSE

This department examine nineteen hundred and fifty-seven applicants for State Drivers' License during 1941. This test is conducted by two patrolmen assigned from the Traffic Bureau with unlimited knowledge of the necessary requirements for apprentice operators. The fact that 2 per cent of the total were rejected would be sufficient evidence that the procedure in itself is severe enough and demands all requirements for a competent operator. When we take into consideration the fact that these applicants are the future motorists and will be on highways for many years to come it is imperative that a rigid test be maintained.

Table with columns: VIOLATION, 1941, 1940. Rows include: 5. Improper license or registration, 6. Illegal parking, 7. Pedestrian violations, 8. Run streets, 9. All other violations, and a TOTAL row.

The entire tabulation above is presented here only to comply with the request of the Federal Bureau of Investigation. You will note it does not include breakdowns which are universally considered as pertinent to information. This is a matter of record for the government only.

- 1. Chief of Police 2. Inspector, Staff Office 3. Inspector of Police 4. Inspector of Detectives 5. Inspector of Traffic 6. Sup't. Ident. Bureau 7. Cap't., No. 1 Station 8. Cap't., No. 2 Station 9. Captains of Detectives 10. Record Bureau



CITY OF TOLEDO

OHIO

DIVISION OF POLICE

RAY E. ALLEN

Chief of Police

18.

FIVE YEARS OF MOVING VEHICLE VIOLATIONS CONVICTIONS AND ENFORCEMENT INDEX

<u>YEAR</u>	<u>TOT. ARR. FOR MOV. VIOL.</u>	<u>TOTAL SUCH CONV.</u>	<u>PER CENT OF TOTAL CONV.</u>	<u>TOTAL FATAL AND INJURY ACCIDENTS</u>	<u>RATIO IN THE PER CENT IN THE ACCIDENTS</u>
1937	10123	9967	98	2017	4.7
1938	19140	15252	80	1514	90.09
1939	16492	13302	60	1525	8.7
1940	17033	15101	88	1685	8.9
1941	23360	16633	71	1820	9.1

The ratio of moving violation convictions to the total number of injury and fatal accidents is known as the enforcement index. There is noted in the above tabulation approximately the same index as in 1940. It would seem from this that we have experienced practically the same line of defense in both years.

PERSONS CHARGED BY POLICE FOR VIOLATIONS OF TRAFFIC AND MOTOR VEHICLE LAWS

<u>NATURE OF VIOLATIONS</u>	<u>RELEASED BY POLICE, NO FORMAL CHARGE</u>	<u>TOTAL PERSONS CHARGED</u>	<u>ARRESTED</u>	<u>SUMMONED, CITED OR NOTIFIED</u>
1. Speeding		1448	1448	
2. Reckless Driving		472	472	
3. Driving under influence		250	250	
4. Non-observance of signal, traffic lights		6507		6507
5. Improper license or registration		2328		2328
6. Illegal parking	2726	105068		105068
7. Pedestrian violations		--		--
8. Thru streets		6219		6219
9. All other violations		6136		6136
TOTALS	2726	128428	2170	126258

The entire tabulation above is presented here only to comply with the request of the Federal Bureau of Investigation. You will note it does not include breakdowns which are universally considered as pertinent to information. This is a matter of record for the government only.

- 1. Chief of Police
- 2. Inspector, Staff Office
- 3. Inspector of Police
- 4. Inspector of Detectives
- 5. Inspector of Traffic
- 6. Sup't. Ident. Bureau
- 7. Cap't., No. 1 Station
- 8. Cap't., No. 2 Station
- 9. Captains of Detectives
- 10. Record Bureau



CITY OF TOLEDO

OHIO

RAY E. ALLEN
Chief of Police

DIVISION OF POLICE

19.

MAJOR OFFENSES CLEARED AND UNCLEARED

Table with 7 columns: VIOLATIONS, CLEARED, UNCLEARED, TOTAL, CL., UNCL., TOT. Rows include Speeding, Reckless driving, Driving under infl., Running red light, Open muffler, Section 21, Miscellaneous, and TOTAL.

VIOLATIONS-ARRESTS-CITATION SUMMARY

Table with 3 columns: CLASSIFICATION, 1941, 1940. Rows include Speeding, Reckless driving, Driving under influence of alcohol, Parking overtime including meter zones, Miscellaneous violations, Total Violations Cleared, Less Major Offenses included in above list, Total Minor Violations Cleared, and Total Minor Violations.

- 1. Chief of Police 2. Inspector, Staff Office 3. Inspector of Police 4. Inspector of Detectives 5. Inspector of Traffic
6. Sup't. Ident. Bureau 7. Cap't., No. 1 Station 8. Cap't., No. 2 Station 9. Captains of Detectives 10. Record Bureau



CITY OF TOLEDO

OHIO

RAY E. ALLEN

DIVISION OF POLICE

Chief of Police

20.

It will be noted in the lower tabulation on Page 19 a decided increase in the moving violation arrests which is the indicator that does balance our accident experience. Also, visible is a decided decrease in the number of violators known to reside outside of the city. This experience is due to a new procedure in obtaining registration on non-listed numbers.

Table with multiple columns and rows listing various traffic violations and their counts. Includes categories like 'Here to Corner', 'Between Signs', 'Shipping Signs', 'Public Building Entrance', 'Theater Entrance', 'Church Entrance', '7 A.M. to 6 P.M.', 'One Way', 'Crosswalk', 'Highway', 'Alley', 'Here to Corner - 7 A.M. - 6 P.M.', 'Funeral Signs In and Out', 'Reserve Specials In and Out', 'Fire Route', 'Here to Railroad', 'Reserve Special (Water Cops) In and Out', 'One-Way Streets', 'Slow, Danger', 'Stop Here for Red Light', 'Stop Sign Ahead', 'Stop Red Light (Left and Right Turn)', 'Keep (Right and Left)', 'No Turn (Right and Left)', 'Speed Limit Signs', 'Trucks Prohibited (Boulevards)', 'Reflectors, Small and Large', 'Church Signs, In and Out', 'Buses, In and Out', 'Police, In', 'Police, Out', 'Brackets Out', 'Lanterns', 'Sumpstones', 'Ten Limit Signs', 'Drive Slowly Children Play Here', 'School Zone - 20 Miles', 'Stop Signs, Old Type', 'New Type', 'Button Type', 'Public Taxi Stand', 'Miscellaneous'.

Total Operations

- 1. Chief of Police 2. Inspector, Staff Office 3. Inspector of Police 4. Inspector of Detectives 5. Inspector of Traffic
6. Sup't. Ident. Bureau 7. Cap't., No. 1 Station 8. Cap't., No. 2 Station 9. Captains of Detectives 10. Record Bureau



CITY OF TOLEDO

OHIO

RAY E. ALLEN

Chief of Police

DIVISION OF POLICE

21.

POLICE SIGN SHOP ACTIVITIES

CLASSIFICATION	1941	1940
Parking Limit Signs - 7 A.M. - 6 P.M. - - -	--	3032
" " " (meter zones) - - - -	2199	287
No Parking at any time (out of shop)- - - -	6357	4887
" " Here to Corner - - - - -	1771	1069
" " Between Signs- - - - -	473	323
" " Shipping Signs - - - - -	415	328
" " Public Building Entrance - - - - -	385	209
" " Theater Entrance - - - - -	78	53
" " Church Entrance- - - - -	111	71
" " 7 A.M. to 6 P.M. - - - - -	176	180
" " Bus Only - - - - -	330	133
" " Crosswalk- - - - -	83	23
" " Driveway-- - - - - -	888	670
" " Alley- - - - -	85	59
" " Here to Corner - 7 A.M. - 6 P.M.	--	68
Funeral Signs In and Out- - - - -	929	887
Reserve Specials In and Out - - - - -	1319	740
Fire Route- - - - -	74	40
Here to Railroad- - - - -	38	7
Reserve Special (Meter Caps) In and Out - -	827	1039
One-Way Streets - - - - -	854	964
Slow, Danger- - - - -	454	447
Stop Here for Red Light - - - - -	22	44
Stop Sign Ahead - - - - -	123	39
Stop Red Light (Left and Right Turn)- - -	4	33
Keep (Right and Left) - - - - -	152	168
No Turn (Right and Left)- - - - -	103	342
Speed Limit Signs - - - - -	92	247
Trucks Prohibited (Boulevards)- - - - -	163	277
Reflectors, Small and Large - - - - -	68	53
Church Signs, In and Out- - - - -	--	2012
Bases, In and Out - - - - -	3884	4189
Poles, In - - - - -	2938	2790
Poles, Out- - - - -	4896	5364
Brackets Out- - - - -	790	1887
" In - - - - -	711	519
Lanterns- - - - -	--	7
Semaphores- - - - -	28	50
Ton Limit Signs - - - - -	843	655
Drive Slowly Children Play Here- - - - -	149	148
School Zone - 20 Miles- - - - -	972	666
Stop Signs, Old Type- - - - -	--	613
" " New Type- - - - -	1627	1049
" " Button Type - - - - -	342	390
Public Taxi Stand - - - - -	56	13
Miscellaneous - - - - -	5709	3006

Total Operations - - - - - 41518 40077

- 1. Chief of Police
- 2. Inspector, Staff Office
- 3. Inspector of Police
- 4. Inspector of Detectives
- 5. Inspector of Traffic
- 6. Sup't. Ident. Bureau
- 7. Cap't., No. 1 Station
- 8. Cap't., No. 2 Station
- 9. Captains of Detectives
- 10. Record Bureau



CITY OF TOLEDO

OHIO

RAY E. ALLEN

Chief of Police

DIVISION OF POLICE

22/

POLICE SIGN SHOP ACTIVITIES

<u>MISCELLANEOUS</u>	<u>1941</u>	<u>1940</u>
Hours Painting in the Shop- - - - -	4902	3560
" " " " Street- - - - -	5167	3578
" " square feet- - - - -	173683	57231
" Blacksmith- - - - -	1874	1984
" " Helper- - - - -	1664	1680
" in Shop, Extra Help - - - - -	940	536

SUMMARY OF FINES

<u>CLASSIFICATIONS</u>	<u>1941</u>		<u>1940</u>	
	<u>FINED</u>	<u>AMOUNT</u>	<u>FINED</u>	<u>AMOUNT</u>
\$1.00 fines - - - - -	29706	\$ 29706.00	22551	\$ 22551.00
\$2.00 fines - - - - -	2463	4926.00	3843	7686.00
\$3.00 fines - - - - -	5690	17070.00	3542	10626.00
\$5.00 fines - - - - -	2791	13955.00	818	4090.00
Total Violators fined in Bureau - - - - -	40649	\$ 65657.00	30754	\$ 44953.00
Total Fines Collected from Violators- - - - -	--	\$ 65657.00	--	\$ 44953.00
Total Fines Assessed by Traffic Court- - - - -	\$ 27780.05		\$ 20791.55	
Total Collection-Parking Meters - - - - -	\$121472.73		\$107010.12	
Total Traffic Revenue	\$214909.78		\$172754.67	

The total revenue for fines increased 24 per cent over 1940. A correspondence procedure was adopted by this department in which each violator who does not appear in the required time to either pay a penalty or go to Court is notified by mail of the violation. By this function the department mailed 41,098 letters during the year for a total of 50,413 tags; 1449 letters were returned in cases where the persons had moved since registration with the state. We might say at this time that the method is very efficacious and beneficial to the revenue.

- | | | | | |
|-------------------------|----------------------------|--------------------------|----------------------------|-------------------------|
| 1. Chief of Police | 2. Inspector, Staff Office | 3. Inspector of Police | 4. Inspector of Detectives | 5. Inspector of Traffic |
| 6. Sup't. Ident. Bureau | 7. Cap't., No. 1 Station | 8. Cap't., No. 2 Station | 9. Captains of Detectives | 10. Record Bureau |



CITY OF TOLEDO

OHIO

RAY E. ALLEN
Chief of Police

DIVISION OF POLICE

23.

PARKING METER REGULATION REPORT - 1941

(- - DAILY AVERAGE - -)

MONTH	DAYS	ISSUED	COLLECTED	COLLECTED	TAGS	METERS	1941	1940
Jan.	26	4158	10446	8016.65	159	401	\$308.30	\$312.35
Feb.	22	3175	9612	8146.93	144	436	370.31	357.04
Mar.	26	3844	10213	9566.08	147	392	367.92	347.17
Apr.	26	3697	10916	10687.09	142	412	411.84	366.62
May	25	3490	12957	10776.10	139	518	431.04	390.57
June	25	3125	13557	10667.15	125	542	426.68	335.92
July	26	2886	14141	10843.93	111	544	417.07	343.00
Aug.	26	2959	12898	10307.37	113	496	396.43	323.08
Sept.	25	2501	13587	11211.89	100	543	448.47	366.65
Oct.	26	2606	13957	11140.19	100	536	428.46	391.80
Nov.	24	2681	11325	8928.08	111	471	372.00	346.41
Dec.	26	3185	13836	11181.27	122	532	430.04	340.93

1941
Total 303 38307 147445 \$121472.73 126 486 \$400.90 \$351.79

1940
Total 304 42483 140561 \$107010.12 139 461 \$351.79

Inc.
Dec. 1 4176 6884 \$ 14462.61 13 25 \$ 49.11

<u>1941</u>				<u>1940</u>			
Total	Days	Meter	Parking -	303	Total	Days	Meter Pkg. 304
"	Tags	Issued - - -	38307	"	Tags	Issued - - -	42483
"	Meters	Collected - -	147445	"	Meters	Coll. - - -	140561
"	Revenue	Collected - -	\$121472.73	"	Revenue	Coll. - - -	\$107010.12

<u>DAILY AVERAGE</u>				<u>DAILY AVERAGE</u>			
Tags Issued - - - - -	126	Plus	Tags Issued - - - - -	139	Plus		
Meters Collected - - - -	486	"	Meters Coll. - - - - -	461	"		
Revenue Collected - - - -	400.90	"	Revenue Coll. - - - - -	351.69	"		

<u>REVENUE</u>				<u>REVENUE</u>			
For 486 Meters - - - - -	.82	Plus	For 461 Meters - - - - -	.76	Plus		
" 850 " - - - - -	.44	"	" 850 " - - - - -	.41	"		
" 1000 " - - - - -	.40	"	" 1000 " - - - - -	.35	"		
" 1250 " - - - - -	.32	"	" 1250 " - - - - -	.28	"		

- | | | | |
|-------------------------|----------------------------|--------------------------|----------------------------|
| 1. Chief of Police | 2. Inspector, Staff Office | 3. Inspector of Police | 4. Inspector of Detectives |
| 6. Sup't. Ident. Bureau | 7. Cap't., No. 1 Station | 8. Cap't., No. 2 Station | 9. Captains of Detectives |
| | | | 5. Inspector of Traffic |
| | | | 10. Record Bureau |



CITY OF TOLEDO

OHIO

RAY E. ALLEN

DIVISION OF POLICE

Chief of Police

24.

*PARKING METERS, HOODED RESTRICTED AREAS

248 Meters in the Central Business District out of service,
 three hours daily.
 122 Meters - 7:30 A.M. to 9:30 A.M. 126 Meters - 4 P.M. - 6 P.M.
 South Curbs North Curbs
 Adams - Madison Adams - Madison
 Jefferson - Monroe Jefferson - Monroe
 (Discontinued, April 26, 1941)

TRANSITIONAL PERIODS

One Hour Each Operation

248 Parking Meters Daily at .32 - \$79.36
 3/11 Hours' Meter Parking at \$79.36 - \$21.64
 100 Parking Meter Days at 21.64 - \$2164.00 loss of revenue

*Note: In effect for 100 meter days only during 1941.

PARKING METER SERVICE RECORD - 1941

<u>MONTH</u>	<u>RUN DOWN</u>	<u>METER COMPLAINT</u>	<u>COMPLAINT JUSTIFIED</u>	<u>COMPLAINT NOT JUSTIFIED</u>	<u>METER THEFTS</u>
Jan.	248	1560	1327	233	84
Feb.	110	1208	1087	121	42
Mar.	150	1456	1112	344	4
Apr.	76	1303	931	372	38
May	26	1013	764	249	19
June	67	1050	772	278	11
July	67	1069	742	327	16
Aug.	50	1156	731	425	2
Sept.	62	1134	799	325	27
Oct.	112	1363	1030	333	36
Nov.	127	1289	932	357	3
Dec.	141	1407	1045	362	40
<u>1941</u>					
Total	1236	15008	11272	3736	322
<u>1940</u>					
Total	1624	15693	9666	6027	492
<u>Inc.</u>			1606		
Dec.	388	685		2291	170



CITY OF TOLEDO

OHIO

RAY E. ALLEN

Chief of Police

DIVISION OF POLICE

25.

SUMMARY OF THE METER SERVICE SHEETS FOR THE YEAR OF 1941.

CONCLUSION

1. Meter Complaints 15008

The Education, Enforcement, and Engineering progress of this department was based on the facts obtained from the

2. Complaints Justified 11272

officers sent to the scenes of accidents obtain all the necessary facts as listed on the accident reports.

3. Complaints Not Justified 3736

During the past year we have experienced an increase in

4. Parts Purchased This can be explained by \$1124.85

there was a great increase in the consumption of gasoline, which is our only source of information as to car mileage.

5. Run Down Meters 1236

Emergency the nervous tension of drivers is reflected in their driving habits. This is only known cause over which we have no control. It is

6. Meter Thefts 322

accidents will decrease in 1942 due to the expected rationing of gasoline and the rationing of tires which is now in effect. However, less work along this line cannot be expected because of the expected blackouts due to the emergency.

Thousands of persons have been contacted by this Division during the past year through clubs, churches, radio and newspapers. I want to thank these organizations for their hearty cooperation in our safety programs.

You will note that during 1941 there was reported 1236 run down parking meters. This is the source of much annoyance not only to this Bureau but to the public as well. This is bad public relations as the motorists receiving a violation ticket after putting his nickle in the meter is required to either send or bring his violation ticket to this Bureau for adjustment. I think a system could be worked out by which this particular type of complaint could be eliminated.

I especially want to thank the Toledo Blade for their assistance in our educational program during 1941.



CITY OF TOLEDO

OHIO

RAY E. ALLEN

Chief of Police

DIVISION OF POLICE

CONCLUSION

The Education, Enforcement, and Engineering programs of this department are based on the facts obtained at the scene of accidents. Therefore, it is imperative that officers sent to the scenes of accidents obtain all the necessary facts as listed on the accident reports. Our programs are mapped out from the facts thus obtained.

During the past year we have experienced an increase in traffic accidents. This can be explained by the fact there was a great increase in the consumption of gasoline, which is our only source of information as to car mileage. In a time of National Emergency the nervous tension of drivers is reflected in their driving habits. This is only human nature over which we have no control. It is to be expected accidents will decrease in 1942 due to the expected rationing of gasoline and the rationing of tires which is now in effect. However, too much along this line cannot be expected because of the expected blackouts due to the emergency.

Thousands of persons have been contacted by this Division during the past year through clubs, churches, radio and newspapers. I want to thank these organizations for their hearty cooperation in our safety programs.

You will note that during 1941 there was reported 1236 run down parking meters. This is the source of much annoyance not only to this bureau but to the public as well. This is bad public relations as the motorists receiving a violation ticket after putting his nickle in the meter is required to either send or bring his violation ticket to this bureau for adjustment. I think a system could be worked out by which this particular type of complaint could be eliminated.

I especially want to thank the Toledo Blade for their assistance in our educational program during 1941.

- | | | | | |
|-------------------------|----------------------------|--------------------------|----------------------------|-------------------------|
| 1. Chief of Police | 2. Inspector, Staff Office | 3. Inspector of Police | 4. Inspector of Detectives | 5. Inspector of Traffic |
| 6. Sup't. Ident. Bureau | 7. Cap't., No. 1 Station | 8. Cap't., No. 2 Station | 9. Captains of Detectives | 10. Record Bureau |

