

..CHIEF OF POLICE..

CITY OF
TOLEDO
OHIO

ANNUAL REPORT
1943

DEPARTMENT
OF
PUBLIC SAFETY

DIVISION OF POLICE



CITY OF TOLEDO

OHIO

LETTER OF TRANSMITTAL

RAY E. ALLEN
Chief of Police

DIVISION OF POLICE

Mr. Edward A. DeAngelo,
Director of Public Safety.

Sir:

The Police Department's Annual Report is presented here- with, listing the major Traffic Control activities and indicat- ing our success in clearing "offenses charged" to our depart- ment and to the community as a whole.

Only the most essential of the tables and analyses are presented with this report. However, information listed in previous years reports is procurable upon request.

During 1943, Toledo, conforming with general national trends showed an increase in Class #1 offenses over 1942 totals, to the extent of 12.6 percent, with prevailing increases chargeable to Negligent Manslaughter, 122.4; Auto Theft, 47.9; Rape, 37.1; Burglary 31.4; Larceny Over \$50.00, 25.3; Robbery, 17.1 percent. Decreases were in the following order: Aggravated Assault, 13.6; Murder, 8.3 and Larceny Under \$50.00, 0.3 percent.

Offsetting the general increase of Offenses Known To The Police, Class #1 tables of offenses, herein contained, listing percentage of offenses cleared by arrest are indicative of im- proved arrest and clearance activities for every class within this group, excepting murder.

The table listed below are those offenses which are reported for national statistics. The ratios for Toledo are comparable to national averages with the exception of the Larceny group.

| Class #1 Offenses | U.S.Averages | | Toledo | | | | | |
|----------------------|-----------------------|----------------------|-----------------------|----------------------|-----------------------|----------------------|-----------------------|----------------------|
| | Offen- ses 1943 | Pct'g of Total | Offen- ses 1943 | Pct'g of Total | Offen- ses 1942 | Pct'g of Total | Offen- ses 1941 | Pct'g of Total |
| Murder | 1663 | .49 | 11 | .26 | 12 | .26 | 13 | .25 |
| Neg.Mnslghtr | 1097 | .33 | 20 | .38 | 9 | .19 | 6 | .12 |
| Rape | 3956 | 1.17 | 48 | .92 | 35 | .75 | 43 | .82 |
| Robbery | 19059 | 5.62 | 171 | 3.3 | 146 | 3.14 | 185 | 3.53 |
| Agg't Ass'lts | 16386 | 4.83 | 102 | 1.96 | 118 | 2.54 | 119 | 2.28 |
| Burglary | 69859 | 20.60 | 979 | 18.77 | 745 | 16.17 | 1156 | 22.09 |
| Larceny | 167352 | 49.35 | 3115 | 59.74 | 3048 | 65.75 | 3153 | 60.26 |
| Auto Theft | 59725 | 17.61 | 769 | 14.67 | 520 | 11.20 | 557 | 10.65 |
| Total | 339097 | 100. | 5215 | 100. | 4643 | 100. | 5232 | 100. |

Respectfully,

R. E. Allen, Chief of Police.

- 1. Chief of Police
- 2. Inspector, Staff Office
- 3. Inspector of Police
- 4. Inspector of Detectives
- 5. Inspector of Traffic
- 6. Sup't. Ident. Bureau
- 7. Cap't., No. 1 Station
- 8. Cap't., No. 2 Station
- 9. Captains of Detectives
- 10. Record Bureau

RAY E. ALLEN
Chief of Police



RAY E. ALLEN
Chief of Police

CITY OF TOLEDO

OHIO

DIVISION OF POLICE

POLICE PENSIONS

| <u>Pensioners</u> | <u>Police</u> | <u>Widows</u> | <u>Children</u> | <u>Total</u> |
|-----------------------|---------------|---------------|-----------------|--------------|
| Re-instatements: | | | | |
| 12-31-42 | 95 | 88 | 32 | 215 |
| Removed during 1943 | 7 | 5 | 5 | 17 |
| Total | 88 | 83 | 27 | 198 |
| Added during 1943 | 25 | 6 | 2 | 33 |
| Actual as of 12-31-43 | 113 | 89 | 29 | 231 |

| <u>Year</u> | <u>Police</u> | <u>Widows</u> | <u>Children</u> | <u>Payroll</u> |
|-------------|---------------|---------------|-----------------|----------------|
| 1933 | 35 | 67 | 39 | 63751 |
| 1934 | 38 | 70 | 34 | 65590 |
| 1935 | 38 | 71 | 35 | 81006 |
| 1936 | 66 | 70 | 36 | 88539 |
| 1937 | 67 | 70 | 40 | 107977 |
| 1938 | 76 | 73 | 41 | 110073 |
| 1939 | 79 | 74 | 38 | 118010 |
| 1940 | 82 | 75 | 37 | 122870 |
| 1941 | 84 | 85 | 35 | 126324 |
| 1942 | 85 | 88 | 32 | 136137 |
| 1943 | 113 | 89 | 29 | 156126 |

Total Police Officers as of 12-31-43 231

- 1. Chief of Police
- 2. Inspector, Staff Office
- 3. Inspector of Police
- 4. Inspector of Detectives
- 5. Inspector of Traffic
- 6. Sup't. Ident. Bureau
- 7. Cap't., No. 1 Station
- 8. Cap't., No. 2 Station
- 9. Captains of Detectives
- 10. Record Bureau



RAY E. ALLEN
Chief of Police

DIVISION OF POLICE

Total Police Officers as of January 1, 1943

341

Re-instatements: 5-4 L. Matthews Sergeant
 6-1 B. Rabe Patrolman
 8-1 F. Peters Lieutenant Detective
 R. Ansell Lieutenant
 9-1 T. Day Patrolman
 G. Gressman Patrolman
 E. Harris Lieutenant Detectives
 10-1 J. Carew Patrolman

Returned from U. S. Forces
 4-1 J. Lovett Patrolman
 10-1 D. Slater Patrolman

Deceased
 1-15 F. Niethammer Patrolman
 8-16 T. Brassfield Patrolman
 F. Smith Patrolman
 11-20 T. Day Patrolman (4)

Pensioned:
 1-16 W. Grove 4-16 P. Ruble
 C. Dersch E. Carl
 M. Slusser F. Peters
 1-31 A. Snyder 5-16 S. Kins
 F. Papenfus 5-31 R. Ansell
 J. Wiley Elmer Miller
 3-16 F. Reese 6-8 J. Ford
 3-31 H. Shipe 6-16 J. Tafelski
 4-5 T. Day 7-17 F. Hyatt
 4-16 R. Donohue 8-31 E. Rudes
 G. Wolcott C. Radunz
 R. Baird 9-23 R. Woodard
 C. Willard 11-6 V. Kins
 L. Matthews 6-16 F. Reaser

Entered U. S. Armed Forces:
 1-16 E. Louy 4-30 R. Peters
 D. Lydick 5-24 W. Callanan
 1-31 H. Luke 7-16 A. Jankowski
 2-16 C. Stewart 7-31 T. Leighton
 3-31 W. Killing 9-30 W. Lewand
 4-16 A. Holewinski W. Gray
 4-30 R. Poulin 12-3 J. King

10
351

(28)

(14)

46

Total Police Officers as of 12-31-43

305

- 1. Chief of Police
- 2. Inspector, Staff Office
- 3. Inspector of Police
- 4. Inspector of Detectives
- 5. Inspector of Traffic
- 6. Sup't. Ident. Bureau
- 7. Cap't., No. 1 Station
- 8. Cap't., No. 2 Station
- 9. Captains of Detectives
- 10. Record Bureau

CITY OF TOLEDO

OHIO

DIVISION OF POLICE



RAY E. ALLEN
Chief of Police

OFFENSES KNOWN TO THE POLICE

PERCENTAGE OF OFFENSES CLEARED BY ARREST

| Class #1 Offenses | 1943 | 1942 | 1941 | 1940 | 1939 | 1938 | 1937 | 1936 | 1935 | 1934 |
|----------------------------|-------------|-------------|-------------|-------------|-------------|-------------|-------------|-------------|-------------|-------------|
| 1-a Murder | 90.9 | 91.7 | 84.6 | 90.9 | 90.1 | 100. | 100. | 100. | 83.3 | 94.4 |
| 1-b Negligent Manslaughter | 90.3 | 55.6 | 66.7 | 87.5 | 108. | 57.1 | 66.7 | 90.9 | 50.0 | 50.0 |
| 2 Rape | 104. | 71.4 | 70.0 | 69.6 | 82.6 | 70.4 | 78.1 | 75.0 | 81.3 | 90.6 |
| 3 Robbery | 62.0 | 28.8 | 33.5 | 43.7 | 48.2 | 33.1 | 26.1 | 37.0 | 28.6 | 31.4 |
| 4 Aggravated Assaults | 136. | 83.1 | 79.0 | 89.6 | 75.8 | 73.6 | 78.4 | 60.0 | 56.0 | 73.9 |
| 5 Burglary, Breaking, etc | 50.4 | 42.6 | 44.9 | 42.1 | 55.4 | 31.2 | 27.5 | 29.1 | 18.6 | 18.2 |
| 6-a Larceny Over \$50.00 | 62.4 | 19.7 | 7.2 | 13.2 | 13.5 | 9.3 | 15.7 | 20.0 | 20.8 | 17.6 |
| 6-b Larceny Under \$50.00 | 37.9 | 21.8 | 23.8 | 22.1 | 23.2 | 22.6 | 29.8 | 18.0 | 18.9 | 18.5 |
| 7 Auto Theft | <u>32.2</u> | <u>20.2</u> | <u>21.4</u> | <u>25.2</u> | <u>45.4</u> | <u>24.9</u> | <u>21.8</u> | <u>17.5</u> | <u>16.6</u> | <u>22.1</u> |

1. Chief of Police
2. Inspector, Staff Office
3. Inspector of Police
4. Inspector of Detectives
5. Inspector of Traffic
6. Record Bureau
7. Capt., No. 1 Station
8. Capt., No. 2 Station
9. Captains of Detectives
10. Inspector of Traffic

PO

CITY OF TOLEDO

OHIO

DIVISION OF POLICE



RAY E. ALLEN
Chief of Police

OFFENSES KNOWN TO THE POLICE

1934 to 1943 Inc

| <u>Class #1 Offenses</u> | <u>1943</u> | <u>1942</u> | <u>1941</u> | <u>1940</u> | <u>1939</u> | <u>1938</u> | <u>1937</u> | <u>1936</u> | <u>1935</u> | <u>1934</u> |
|---------------------------|-------------|-------------|-------------|-------------|-------------|-------------|-------------|-------------|-------------|-------------|
| 1-a Murder | 11 | 12 | 13 | 11 | 11 | 8 | 9 | 10 | 12 | 18 |
| 1-b Neg. Manslaughter | 20 | 9 | 6 | 8 | 12 | 7 | 12 | 11 | 6 | 10 |
| 2 Rape | 48 | 35 | 43 | 23 | 25 | 27 | 32 | 31 | 16 | 32 |
| 3 Robbery | 171 | 146 | 185 | 191 | 272 | 293 | 252 | 289 | 248 | 322 |
| 4 Aggravated Assaults | 102 | 118 | 119 | 118 | 95 | 106 | 130 | 126 | 118 | 119 |
| 5 Burglary, Breaking, etc | 979 | 745 | 1156 | 1304 | 1131 | 1350 | 1271 | 1174 | 1057 | 1338 |
| 6-a Larceny Over \$50.00 | 372 | 297 | 319 | 362 | 319 | 374 | 452 | 186 | 442 | 488 |
| 6-b Larceny Under \$50.00 | 2743 | 2751 | 2834 | 3318 | 3446 | 3284 | 3431 | 2860 | 2980 | 3092 |
| 7 Auto Theft | <u>769</u> | <u>520</u> | <u>557</u> | <u>765</u> | <u>490</u> | <u>747</u> | <u>1075</u> | <u>1074</u> | <u>1207</u> | <u>1355</u> |
| Total | 5215 | 4633 | 5232 | 6100 | 4801 | 6196 | 6664 | 5761 | 6086 | 6774 |

- 1. Chief of Police
- 2. Inspector, Staff Office
- 3. Inspector of Police
- 4. Inspector of Detectives
- 5. Inspector of Traffic
- 6. Supt. Ident. Bureau
- 7. Capt., No. 1 Station
- 8. Capt., No. 2 Station
- 9. Captains of Detectives
- 10. Record Bureau

CITY OF TOLEDO

OHIO

DIVISION OF POLICE



RAY E. ALLEN
Chief of Police

OFFENSES KNOWN TO THE POLICE

| Classification | 1943 | 1942 | 1941 | 1940 | 1939 | 1938 | 1937 | 1936 | 1935 | 1934 |
|-----------------------|---------|-------|--------|--------|--------|--------|--------|-------|--------|--------|
| Class #1 Offenses | | | | | | | | | | |
| 1-a Murder | 3.9 | 4.2 | 4.6 | 3.9 | 3.5 | 2.5 | 2.8 | 3.4 | 4.1 | 6.1 |
| 1-b Neg. Mnslghtr | 7.0 | 3.2 | 2.1 | 2.8 | 3.8 | 2.2 | 3.8 | 3.7 | 2.0 | 3.4 |
| 2 Rape | 16.8 | 12.3 | 14.1 | 8.2 | 7.3 | 8.6 | 10.1 | 11.0 | 5.5 | 11.0 |
| 3 Robbery | 60.0 | 51.2 | 65.5 | 68.0 | 86.3 | 93.0 | 80.0 | 99.4 | 85.3 | 110.7 |
| 4 Agg't Assaults | 35.8 | 41.4 | 42.1 | 43.0 | 30.2 | 33.7 | 41 1/2 | 43.3 | 40.5 | 50.9 |
| 5 Burglary, etc | 343.5 | 261.4 | 409.4 | 464.1 | 358.5 | 428.6 | 403.4 | 403.8 | 363.5 | 460.2 |
| 6-a Larceny Ovr \$50 | 131. | 104.2 | 113.0 | 128.8 | 101.3 | 118.7 | 143.4 | 63.9 | 152.0 | 167.8 |
| 6-b Larceny Und \$50 | 962.4 | 965.3 | 1003.7 | 1180.8 | 1094.0 | 1042.5 | 1089.2 | 983.7 | 1025.0 | 1063.5 |
| 7 Auto Theft | 270. | 182.5 | 197.3 | 272.2 | 154.6 | 237.1 | 341.2 | 369.4 | 415.1 | 534.8 |
| ----- | | | | | | | | | | |
| Population estimate - | 285,000 | | | | | | | | | |

GRAND TOTAL

21480

532

20938

19475

5701

4788

1391

39

17546

1. Chief of Police
2. Inspector, Staff Office
3. Inspector of Police
4. Inspector of Detectives
5. Inspector of Traffic
6. Sup't. Ident. Bureau
7. Capt., No. 1 Station
8. Capt., No. 2 Station
9. Captains of Detectives
10. Record Bureau

OFFENSES KNOWN TO THE POLICE - F. B. I. COMPOSITE FOR RETURN "A"

| Classification | Of-fenses Reported | Un-found | Actual Of-fenses | Clear-ed By Arrest | Extra & Excep't Clear-ances | Not Clear-ed | PREVIOUS YEARS | | Total Clear-ed | Per-cent Clear-ed |
|--------------------------|--------------------|----------|------------------|--------------------|-----------------------------|--------------|-------------------------------------|--------------------|----------------|-------------------|
| | | | | | | | Extra & Excep't Clear-ances Prv.Yr. | Clear-ed By Arrest | | |
| 1-a Murder | 11 | | 11 | 7 | 3 | 1 | | | 10 | 90.9 |
| 1-b Neg. Manslaughter | 47 | 27 | 20 | 1 | 18 | 1 | | | 19 | 90.3 |
| 2 Rape | 51 | 3 | 48 | 21 | 12 | 15 | 15 | 2 | 50 | 104.2 |
| 3 Robbery | 206 | 35 | 171 | 26 | 19 | 126 | 58 | 3 | 106 | 62.0 |
| 4 Aggravated Assaults | 102 | | 102 | 32 | 52 | 18 | 55 | | 139 | 136.3 |
| 5 Burglary - Breaking | 1028 | 49 | 979 | 55 | 339 | 585 | 99 | 2 | 493 | 50.4 |
| 6-a Larceny Over \$50.00 | 408 | 36 | 372 | 22 | 56 | 294 | 152 | | 232 | 62.4 |
| 6-b Larceny Undr \$50.00 | 2853 | 110 | 2743 | 188 | 604 | 1951 | 246 | 1 | 1039 | 37.9 |
| 7 Auto Theft | 1009 | 240 | 769 | 38 | 166 | 565 | 42 | 2 | 248 | 32.2 |
| Total Class # 1 | 5715 | 500 | 5215 | 390 | 1269 | 3556 | 667 | 10 | 2336 | 44.8 |
| 8 Other Assaults | 735 | | 735 | 485 | 158 | 92 | 32 | 8 | 683 | 92.9 |
| 9 Forgery, etc. | 21 | | 21 | 7 | 5 | 9 | 134 | | 146 | 695.2 |
| 10 Fraud, etc. | 197 | 3 | 194 | 78 | 29 | 87 | 339 | | 446 | 229.9 |
| 11 Stolen Property | 12 | | 12 | 6 | 6 | 0 | | | 12 | 100.0 |
| 12 Weapon Offenses | 111 | | 111 | 15 | 93 | 3 | | | 108 | 97.3 |
| 13 Commercialized Vice | 98 | | 98 | 97 | 69 | 1 | 8 | | 97 | 99.0 |
| 14 Sex Offenses | 330 | 9 | 321 | 94 | 69 | 158 | 71 | 7 | 171 | 53.3 |
| 15 Family Offenses | 1133 | | 1133 | 524 | 549 | 60 | | | 1151 | 101.6 |
| 16 State Drug Laws | 4 | | 4 | 4 | | 0 | | | 4 | 100.0 |
| 17 State Liquor Laws | 44 | | 44 | 43 | | 1 | 1 | 1 | 45 | 104.7 |
| 18 Drunkenness | 3151 | 10 | 3151 | 3130 | 18 | 3 | 5 | 4 | 3157 | 100.4 |
| 19 Disorderly Conduct | 832 | | 822 | 438 | 291 | 93 | 5 | | 734 | 89.3 |
| 20 Vagrancy | 23 | | 23 | 22 | 1 | 0 | | | 23 | 100.0 |
| 21 Gambling Intoxicated | 4605 | | 4605 | 4604 | | 1 | 1 | | 4605 | 100.0 |
| 22 Driving Intoxicated | 90 | | 90 | 90 | 268 | 0 | | | 90 | 100.0 |
| 23 Road Laws | 484 | | 484 | 216 | | 0 | | | 484 | 100.0 |
| 24 Parking Violations | 26 | | 26 | 25 | 1 | 0 | | | 26 | 100.0 |
| 25 State Motor Laws | 202 | | 202 | 54 | 134 | 14 | 68 | 1 | 189 | 93.6 |
| 26 All Other Offenses | 1976 | 10 | 1966 | 601 | 666 | 699 | | | 1335 | 67.9 |
| Total Class # 2 | 14074 | 32 | 14042 | 10533 | 2288 | 1221 | 664 | 21 | 13506 | 96.2 |
| 27 Suspicion Released | 157 | | 157 | 157 | | 0 | | | 157 | 100.0 |
| 28 Federal Offenses | 429 | | 429 | 409 | 15 | 5 | | 3 | 427 | 99.5 |
| 29 Non-Offense Arrests | 1115 | | 1115 | 986 | 129 | 0 | | 5 | 1120 | 100.4 |
| Total Class # 3 | 1701 | | 1701 | 1552 | 144 | 5 | | 8 | 1704 | 100.0 |
| GRAND TOTAL | 21490 | 532 | 20958 | 12475 | 3701 | 4782 | 1331 | 39 | 17546 | 83.7 |



CITY OF TOLEDO

OHIO

Class #1 Offenses
"Detailed"

RAY E. ALLEN

DIVISION OF POLICE

Chief of Police

| Classification | 1943 | | 1942 | |
|--|--------------------|---------|--------------------|---------|
| | Number of Offenses | Percent | Number of Offenses | Percent |
| <u>Rape</u> | | | | |
| Forcible | 33 | 68.8 | 18 | 51.4 |
| Statutory | 15 | 31.2 | 17 | 48.6 |
| Total | 48 | 100.0 | 35 | 100.0 |
| <u>Robbery</u> | | | | |
| Highway | 144 | 84.2 | 109 | 74.7 |
| Commercial Houses | 16 | 9.4 | 13 | 8.9 |
| Oil Stations | 4 | 2.3 | 18 | 12.3 |
| Chain Stores | 1 | .9 | - | - |
| Residences | 2 | .9 | 2 | 1.4 |
| Banks | - | - | 1 | .7 |
| Miscellaneous | 4 | 2.3 | 3 | 2.0 |
| Total | 171 | 100.0 | 146 | 100.0 |
| <u>Burglary</u> | | | | |
| Residence at Night | 232 | 23.7 | 137 | 18.4 |
| Residence during Day | 80 | 8.2 | 61 | 8.2 |
| All Others at Night | 641 | 65.5 | 528 | 70.9 |
| All Others during Day | 26 | 2.6 | 19 | 2.5 |
| Total | 979 | 100.0 | 745 | 100.0 |
| <u>Larceny</u> | | | | |
| Over \$50.00 value | 372 | 11.9 | 297 | 9.7 |
| \$5.00 to \$50.00 value | 1735 | 55.7 | 1704 | 55.9 |
| Under \$5.00 value | 1008 | 32.4 | 1047 | 34.4 |
| Total | 3115 | 100.0 | 3048 | 100.0 |
| <u>Larceny</u> | | | | |
| Pocket picking | 113 | 3.6 | 107 | 3.5 |
| Purse snatching | 65 | 2.1 | 53 | 1.7 |
| Shop lifting | 308 | 9.9 | 208 | 6.8 |
| Thefts from Autos | 376 | 12.1 | 258 | 8.5 |
| Thefts Auto Accessories | 277 | 8.9 | 660 | 21.7 |
| Bicycles | 470 | 15.1 | 460 | 15.1 |
| All Others | 1506 | 48.3 | 1302 | 42.7 |
| Total | 3115 | 100.00 | 3048 | 100.0 |
| <u>Auto Recoveries</u> | | | | |
| Stolen locally and recovered | 595 | 82.9 | 400 | 83.3 |
| Stolen locally and recovered Elsewhere | 123 | 17.1 | 80 | 16.7 |
| Total | 718 | 100.0 | 480 | 100.0 |

- 1. Chief of Police
- 2. Inspector, Staff Office
- 3. Inspector of Police
- 4. Inspector of Detectives
- 5. Inspector of Traffic
- 6. Sup't. Ident. Bureau
- 7. Cap't., No. 1 Station
- 8. Cap't., No. 2 Station
- 9. Captains of Detectives
- 10. Record Bureau



CITY OF TOLEDO

OHIO

10
9

RAY E. ALLEN
Chief of Police

RAY E. ALLEN
Chief of Police

DIVISION OF POLICE

DETECTIVE BUREAU CLEARANCE REPORT

| Offense | Of- Bureau | Other Clear ances | Total Clear ances | 1943 Per't Cl'd | 1942 Per't Cl'd | 1941 Per't Cl'd |
|--|---------------|-------------------------|-------------------------|-----------------------|-----------------------|-----------------------|
| Mr. R. E. Allen, Chief of Police. | | | | | | |
| Sir: | | | | | | |
| There was a 7 percent increase in investigative (Class #1) offenses in 1943, compared with 1942. Percentage of clear- ances were satisfactory although the bureau operated with four less men. | | | | | | |
| We experienced many successes in the apprehension of gangs of auto thieves and burglars; some arrests being made by the sole effort of this bureau, and in other cases by cooperative actions with other policing units. | | | | | | |
| It is suggested, in order to obtain maximum service from men assigned this bureau, that sufficient motorized equipment be made available for their use at all times. | | | | | | |
| Respectfully, | | | | | | |
| Joseph Fruchey, Inspector, Detective Bureau | | | | | | |
| 11 | | | | 63.6 | 66.7 | 46.2 |
| Aggravated Assault | | | | 32.0 | 26.2 | 30.0 |
| Burglary, Breach | | | | 31.1 | 45.7 | 43.9 |
| Carjacking | | | | 0.0 | 60.2 | 47.1 |
| Carjacking Over | | | | 36.7 | 38.0 | 38.7 |
| Carjacking Under | | | | 21.0 | 21.0 | 7.1 |
| Auto Theft | | | | 7.9 | 9.3 | 11.8 |
| Total Class #1 | | | | 23.9 | 39.4 | 17.4 |
| Public Assaults | | | | 0.0 | 21.7 | 20.5 |
| Forgery, etc | | | | 8.3 | 8.3 | 10.1 |
| Indecent Exposure | | | | 33.3 | 66.7 | 88.9 |
| Stolen Property | | | | 26.5 | 32.9 | 26.7 |
| Weapon Offenses | | | | 0.0 | 40.0 | 50.0 |
| Commercialized | | | | 1.0 | 3.2 | 8.4 |
| Sex Offenses | 322 | 3 | 6 | 1.0 | 7.6 | 0.0 |
| Family Offenses | 1133 | 15 | 7 | 3.1 | 3.2 | 3.3 |
| State Narcotic Laws | 4 | 2 | | 1.9 | 2.8 | 4.2 |
| State Liquor Laws | 44 | | | 50.0 | 0.0 | 33.3 |
| Drunkenness | 5151 | 17 | | 0.0 | 0.0 | 0.9 |
| Disorderly Conduct | 827 | 12 | 8 | 1.5 | 4.7 | 1.1 |
| Prostitution | 23 | | | 3.0 | 4.6 | 14.3 |
| Smoking | 4505 | 3 | | 0.0 | 0.0 | 26.7 |
| Police Intoxicated | 40 | 2 | | 0.0 | 0.0 | 0.0 |
| Heat Laws | 484 | 1 | | 0.0 | 0.0 | 0.8 |
| Parking Violations | 26 | | | 0.2 | 0.2 | 0.8 |
| State Motor Laws | 203 | 1 | 1 | 1.0 | 2.9 | 4.7 |
| All Other Offenses | 1002 | 14 | 17 | 1.7 | 2.5 | 3.1 |
| Total Class #2 | 14057 | 122 | 115 | 1.8 | 1.6 | 2.3 |
| Unsubstantiated | 157 | 54 | | 34.6 | 48.0 | 59.3 |
| Unsubstantiated Offenses | 430 | 50 | 1 | 14.7 | 12.3 | 15.7 |
| Unsubstantiated Arrests | 1115 | 12 | 8 | 1.8 | 10.0 | 13.2 |
| Total Class #3 | 1702 | 124 | 12 | 8.0 | 13.6 | 20.1 |
| GRAND TOTAL | 21284 | 406 | 687 | 6.7 | 6.0 | 7.2 |

- 1. Chief of Police
- 2. Inspector, Staff Office
- 3. Inspector of Police
- 4. Inspector of Detectives
- 5. Inspector of Traffic
- 6. Sup't. Ident. Bureau
- 7. Cap't., No. 1 Station
- 8. Cap't., No. 2 Station
- 9. Captains of Detectives
- 10. Record Bureau



CITY OF TOLEDO

OHIO

RAY E. ALLEN
Chief of Police

DIVISION OF POLICE

DETECTIVE BUREAU CLEARANCE REPORT

| Classification | 1943 | 1942 | 1941 | 1940 | 1939 | 1938 | 1937 | 1936 |
|-----------------------|-------------------------------------|-----------------------------|-------------------------|------------|-------------------------|-----------------------|-----------------------|-----------------------|
| Status | Of- fenses Re- port- ed | Bu- reau Ar- rests | Other Clear ances | Unf'd | Total Clear ances | 1943 Per't Cl'd | 1942 Per't Cl'd | 1941 Per't Cl'd |
| Offenses | | | | | | | | |
| Murder | 11 | 4 | 3 | 13 | 11 | 63.6 | 66.7 | 46.2 |
| Neg. Manslaughter | 20 | | | | | .0 | .0 | 33.3 |
| Rape | 50 | 5 | 9 | 10 | 11 | 32.0 | 26.2 | 30.2 |
| Robbery | 209 | 14 | 13 | 38 | 65 | 31.1 | 45.7 | 43.9 |
| Aggravated Assault | 102 | 9 | 40 | | 49 | 48.0 | 60.2 | 47.1 |
| Burglary, Breaking | 1029 | 33 | 295 | 50 | 378 | 36.7 | 38.0 | 38.7 |
| Larceny Over \$50.00 | 409 | 13 | 38 | 35 | 86 | 21.0 | 21.0 | 7.1 |
| Larceny Undr \$50.00 | 2815 | 65 | 85 | 72 | 222 | 7.9 | 9.3 | 11.8 |
| Auto Theft | 880 | 17 | 77 | 111 | 205 | 23.9 | 39.4 | 17.4 |
| Total Class #1 | 5525 | 160 | 560 | 308 | 1028 | 18.6 | 21.7 | 20.5 |
| Other Assaults | 738 | 18 | 47 | 3 | 68 | .9 | 8.3 | 10.1 |
| Forgery, etc | 21 | 5 | 2 | | 7 | 33.3 | 66.7 | 88.9 |
| Embezzlement, Fraud | 196 | 22 | 28 | 2 | 52 | 26.5 | 32.9 | 26.7 |
| Stolen Property | 12 | 6 | | | 6 | 50.0 | 40.0 | 50.0 |
| Weapon Offenses | 111 | | | | | .0 | 3.2 | 8.4 |
| Commercialized Vice | 98 | 1 | | | 1 | 1.0 | 7.6 | .0 |
| Sex Offenses | 322 | 3 | 6 | 1 | 10 | 3.1 | 3.2 | 3.3 |
| Family Offenses | 1133 | 15 | 7 | | 22 | 1.9 | 2.8 | 4.2 |
| State Narcotic Laws | 4 | 2 | | | 2 | 50.0 | .0 | 33.3 |
| State Liquor Laws | 44 | | | | | .0 | .0 | .9 |
| Drunkenness | 3151 | 17 | | | 17 | .5 | .7 | 1.1 |
| Disorderly Conduct | 827 | 12 | 8 | 5 | 25 | 3.0 | 4.6 | 14.3 |
| Vagrancy | 23 | | | | | .0 | .0 | 26.7 |
| Gambling | 4605 | 3 | | | 3 | .0 | .0 | .0 |
| Drive Intoxicated | 90 | 2 | | | 2 | 2.2 | .0 | .8 |
| Road Laws | 484 | 1 | | | 1 | .2 | .2 | .8 |
| Parking Violations | 26 | | | | | .0 | .0 | .0 |
| State Motor Laws | 203 | 1 | | 1 | 2 | 1.0 | 2.9 | 4.7 |
| All Other Offenses | 1969 | 14 | 17 | 3 | 34 | 1.7 | 2.5 | 3.1 |
| Total Class #2 | 14057 | 122 | 115 | 15 | 252 | 1.8 | 1.6 | 2.3 |
| Suspicion Released | 157 | 54 | | | 54 | 34.4 | 48.0 | 59.3 |
| Federal Offenses | 430 | 58 | 4 | 1 | 63 | 14.7 | 12.3 | 15.7 |
| Non-offense Arrests | 1115 | 12 | 8 | | 20 | 1.8 | 10.0 | 13.2 |
| Total Class #3 | 1702 | 124 | 12 | 1 | 137 | 8.0 | 13.6 | 20.1 |
| GRAND TOTAL | 21284 | 406 | 687 | 324 | 1417 | 6.7 | 6.0 | 7.1 |

- 1. Chief of Police
- 2. Inspector, Staff Office
- 3. Inspector of Police
- 4. Inspector of Detectives
- 5. Inspector of Traffic
- 6. Sup't. Ident. Bureau
- 7. Cap't., No. 1 Station
- 8. Cap't., No. 2 Station
- 9. Captains of Detectives
- 10. Record Bureau



CITY OF TOLEDO

OHIO

RAY E. ALLEN
Chief of Police

DIVISION OF POLICE

HOMICIDE AND ACCIDENTAL DEATH REPORT

| <u>Classification</u> | <u>1943</u> | <u>1942</u> | <u>1941</u> | <u>1940</u> | <u>1939</u> | <u>1938</u> | <u>1937</u> | <u>1936</u> |
|-----------------------|-------------|-------------|-------------|-------------|-------------|-------------|-------------|-------------|
| Fetus - | - | - | - | 3 | 2 | - | - | - |
| Homicides | 13 | 14 | 12 | 11 | 12 | 12 | 12 | 17 |
| Suicides by: | | | | | | | | |
| Shooting | 12 | 7 | 13 | 11 | 14 | 11 | 18 | 13 |
| Hanging | 17 | 8 | 10 | 11 | 13 | 10 | 13 | 17 |
| Poison | 4 | 9 | 8 | 7 | 6 | 5 | 4 | 5 |
| Drowning | 5 | 10 | 3 | 8 | 11 | 7 | 5 | 7 |
| Monoxide | 1 | 3 | 7 | 4 | 3 | 6 | 3 | 2 |
| Miscellaneous | <u>3</u> | <u>4</u> | <u>5</u> | <u>8</u> | <u>9</u> | <u>6</u> | <u>1</u> | <u>4</u> |
| Total Suicides | 42 | 41 | 46 | 49 | 56 | 45 | 44 | 48 |
| Accidents by: | | | | | | | | |
| Drowning | 9 | 11 | 12 | 8 | 10 | - | - | - |
| Shooting | - | 2 | - | 1 | - | - | - | - |
| Burns | 10 | 6 | 4 | 6 | 14 | - | - | - |
| Falls | 18 | 31 | 20 | 28 | 31 | - | - | - |
| Monoxide | 4 | - | 3 | 6 | 4 | - | - | - |
| Poison | 5 | 5 | 3 | 4 | 1 | - | - | - |
| Industrial | 24 | 14 | 14 | 14 | 15 | - | - | - |
| Railroad | 3 | 3 | 5 | - | - | - | - | - |
| Miscellaneous | <u>6</u> | <u>9</u> | <u>7</u> | <u>11</u> | <u>8</u> | - | - | - |
| Total Accidents | 79 | 81 | 68 | 78 | 83 | 74 | 85 | 106 |
| Unknown Cause | 3 | - | - | - | - | - | - | - |
| Drowning - unknown | - | - | 2 | - | - | - | - | - |
| Automobile deaths | 50 | 32 | 52 | 42 | 42 | 48 | 73 | 67 |
| Abortions | 4 | 1 | 2 | 1 | 1 | 2 | - | - |

- 1. Chief of Police
- 2. Inspector, Staff Office
- 3. Inspector of Police
- 4. Inspector of Detectives
- 5. Inspector of Traffic
- 6. Sup't. Ident. Bureau
- 7. Cap't., No. 1 Station
- 8. Cap't., No. 2 Station
- 9. Captains of Detectives
- 10. Record Bureau



CITY OF TOLEDO

OHIO

CRIME DETECTION LABORATORY

12

RAY E. ALLEN

Chief of Police

DIVISION OF POLICE

1943 1942 1941 1940

Offense Records Cleared

| | 1943 | 1942 | 1941 | 1940 |
|------------------------------|------|------|------|------|
| Abortion | 0 | 0 | 0 | 1 |
| Arson | 8 | 1 | 5 | 1 |
| Auto Theft | 20 | 12 | 12 | 34 |
| Bastardy | 0 | 0 | 1 | 0 |
| Burglary | 64 | 45 | 60 | 174 |
| Embezzlement | 1 | 0 | 0 | 1 |
| Exposing Person | 1 | 0 | 0 | 0 |
| False Fire Alarms | 0 | 0 | 2 | 12 |
| Forgery | 1 | 1 | 0 | 0 |
| Kidnapping | 0 | 0 | 0 | 1 |
| Larceny | 50 | 57 | 41 | 0 |
| Molesting | 4 | 1 | 1 | 1 |
| Murder | 3 | 3 | 2 | 3 |
| Petit Larceny | 99 | 11 | 70 | 55 |
| Purse Snatching | 0 | 1 | 14 | 15 |
| Rape | 13 | 8 | 2 | 5 |
| Robbery | 14 | 12 | 22 | 47 |
| Sabotage | 0 | 1 | 0 | 1 |
| Shooting With Intent to Kill | 1 | 1 | 0 | 0 |
| Sodomy | 1 | 2 | 0 | 1 |
| Vice Offenses | 0 | 1 | 0 | 0 |

Ballistics

| | 1943 | 1942 | 1941 | 1940 |
|---|------|------|------|------|
| Firearms received for examination | 74 | 113 | 91 | 127 |
| Firearms identified with crime | 6 | 11 | 6 | 10 |
| Bullets received for examination | 16 | 36 | 40 | 37 |
| Bullets identified with crime | 4 | 6 | 11 | 15 |
| Test bullets submitted to police department | 6 | 13 | 12 | 3 |
| Numbers restored on firearms | 10 | 13 | 12 | 3 |

Moulage

| | 1943 | 1942 | 1941 | 1940 |
|---------------------------------|------|------|------|------|
| Casts taken - burglary offenses | 53 | 62 | 39 | 36 |
| Tools analyzed for comparison | 14 | 18 | 21 | 19 |
| Positive reports submitted | 3 | 6 | 10 | 9 |

Chemical Analysis

| | 1943 | 1942 | 1941 | 1940 |
|----------------------------|------|------|------|------|
| Chemical Analysis | 112 | 113 | 172 | 112 |
| Urinal analysis | 5 | 28 | 57 | 16 |
| Positive reports submitted | 5 | 26 | 54 | 14 |
| Micro-analysis | 162 | 222 | 203 | 116 |
| Paraffin casts | 6 | 4 | 2 | 6 |
| Explosives analyzed | 2 | 7 | 0 | 0 |
| Handwriting restored | 2 | 5 | 15 | 24 |

Photographs

| | 1943 | 1942 | 1941 | 1940 |
|------------------|------|------|------|------|
| Microscopic | 25 | 36 | 69 | 93 |
| Photographs | 75 | 64 | 58 | 28 |
| X-Ray | 24 | 46 | 38 | 35 |
| Infrared | 30 | 40 | 55 | 0 |
| Ultra-Violet Ray | 34 | 36 | 103 | 120 |

1. Chief of Police 2. Inspector, Staff Office 3. Inspector of Police 4. Inspector of Detectives 5. Inspector of Traffic
6. Sup't. Ident. Bureau 7. Cap't., No. 1 Station 8. Cap't., No. 2 Station 9. Captains of Detectives 10. Record Bureau



RAY E. ALLEN
Chief of Police

RAY E. ALLEN
Chief of Police

DIVISION OF POLICE

ANNUAL ACTIVITY REPORT

1943 1942 1941 1940

Polygraphy Examinations

| | | | | |
|--|-----|-----|-----|-----|
| Subjects examined | 210 | 196 | 205 | 248 |
| Cases handled | 175 | 162 | 150 | 189 |
| Subjects whose polygrams indicated deception, no confession procured | 38 | 30 | 16 | 22 |
| Subjects whose polygrams indicated deception, confessions later procured | 99 | 76 | 63 | 110 |
| Subjects cleared | 63 | 64 | 114 | 99 |
| Subjects refusing to take test | 8 | 22 | 12 | 12 |
| Subjects whose physical condition would not permit their examinations | 2 | 4 | 1 | 5 |
| Persons implicated in crime through subjects responses - later apprehended | 9 | 24 | 23 | 15 |

Cases Reported

| | | | | |
|-----------------------------------|----|----|----|----|
| Abortion | 0 | 0 | 0 | 1 |
| Arson | 3 | 2 | 8 | 4 |
| Auto Theft | 6 | 1 | 61 | 1 |
| Absent Without Leave | 1 | 0 | 0 | 0 |
| Bastardy | 0 | 0 | 1 | 0 |
| Burglary, etc | 36 | 31 | 29 | 62 |
| Cutting With Intent to Kill | 0 | 2 | 0 | 0 |
| Defrauding | 0 | 0 | 0 | 1 |
| Embezzlement | 1 | 0 | 0 | 1 |
| Exposing Person | 2 | 0 | 0 | 0 |
| False Report of Offense - making | 0 | 3 | 6 | 5 |
| Forgery | 1 | 1 | 0 | 0 |
| Grand Larceny | 90 | 73 | 54 | 46 |
| Hit Skip | 1 | 0 | 1 | 1 |
| Kidnapping | 0 | 0 | 0 | 1 |
| Malicious Destruction of Property | 1 | 0 | 0 | 0 |
| Molesting | 4 | 1 | 6 | 1 |
| Murder | 6 | 9 | 8 | 5 |
| Petit Larceny | 10 | 18 | 5 | 6 |
| Rape | 12 | 11 | 4 | 8 |
| Robbery | 14 | 20 | 19 | 33 |
| Sabotage | 0 | 2 | 0 | 1 |
| Shooting With Intent to Kill | 3 | 3 | 0 | 1 |
| Sodomy | 1 | 2 | 0 | 1 |
| Suspect of Poisoning | 0 | 1 | 0 | 0 |
| Vice Offenses | 0 | 1 | 7 | 5 |

Subjects Submitted By

| | | | | |
|--|-------|-------|-------|-------|
| Inspector of Detectives | 200 | 183 | 170 | 220 |
| Lucas County Prosecutor | 5 | 2 | 10 | 13 |
| Prosecutors, etal, other than Lucas County | 5 | 9 | 24 | 10 |
| Fees collected | \$125 | \$225 | \$560 | \$250 |

Chief of Police

- 1. Chief of Police
- 2. Inspector, Staff Office
- 3. Inspector of Police
- 4. Inspector of Detectives
- 5. Inspector of Traffic
- 6. Sup't. Ident. Bureau
- 7. Cap't., No. 1 Station
- 8. Cap't., No. 2 Station
- 9. Captains of Detectives
- 10. Record Bureau

RAY E. ALLEN
Chief of Police



CITY OF TOLEDO


OHIO

DIVISION OF POLICE

ARREST ACTIVITY REPORT

| Classification | Crime Prevention | | Ranking Officers | | Grand Total | |
|------------------------------|------------------|------------|------------------|-----------|--------------|-------------|
| | M | F | M | F | M | F |
| 1-a Murder | | | | | 6 | 1 |
| 1-b Negligent Manslaughter | | | | | 1 | |
| 2 Rape | 2 | | | | 25 | |
| 3 Robbery | 5 | | | | 48 | 3 |
| 4 Aggravated Assaults | 4 | 1 | 2 | | 32 | 9 |
| 5 Burglary & Breaking | 138 | | | | 250 | 1 |
| 6-a Larceny Over \$50 | 18 | | | | 37 | 8 |
| 6-b Larceny Undr \$50 | 482 | 21 | 1 | 1 | 762 | 207 |
| 7 Auto Theft | 76 | | 1 | | 177 | 1 |
| Total Class # 1 | 725 | 22 | 4 | 1 | 1338 | 230 |
| 8 Other Assaults | 64 | 1 | 9 | 3 | 505 | 71 |
| 9 Forgery & Counterfeiting | 2 | | | | 9 | |
| 10 Embezzlement & Fraud | 5 | 1 | 1 | | 88 | 3 |
| 11 Stolen Property | 5 | | | | 11 | |
| 12 Weapon Offenses | 82 | | | | 105 | 1 |
| 13 Commercialized Vice | | | | | 38 | 60 |
| 14 Sex Offenses (exc 2 & 13) | 42 | 3 | 1 | | 118 | 27 |
| 15 Family & Children Off'ns | 373 | 64 | 10 | 4 | 745 | 313 |
| 16 State Drug Laws | | | | | 4 | |
| 17 State Liquor Laws | | | | | 27 | 18 |
| 18 Drunkenness | 1 | 1 | 11 | 2 | 2879 | 307 |
| 19 Disorderly Conduct | 481 | 70 | 1 | 3 | 902 | 154 |
| 20 Vagrancy | | | | | 21 | 1 |
| 21 Gambling | | | | | 4507 | 108 |
| 22 Driving Intoxicated | | | 3 | | 95 | |
| 23 Road Laws | 118 | 3 | 2 | | 469 | 16 |
| 24 Parking Violations | | | | | 24 | 2 |
| 25 State Motor Laws | 15 | 1 | | | 181 | 6 |
| 26 All Other Offenses | 890 | 64 | 17 | 19 | 1354 | 214 |
| Total Class # 2 | 2078 | 208 | 55 | 31 | 12082 | 1301 |
| 27 Suspicion Released | 3 | | | | 139 | 18 |
| 28 Federal Offenses | 11 | | 7 | | 420 | 11 |
| 29 Non-Offense Arrests | 74 | 8 | 4 | 10 | 654 | 467 |
| Total Class # 3 | 88 | 8 | 11 | 10 | 1213 | 496 |
| GRAND TOTAL | 2891 | 238 | 70 | 42 | 14633 | 2027 |

RAY E. ALLEN
Chief of Police



CITY OF TOLEDO

OHIO

DIVISION OF POLICE

ARREST ACTIVITY REPORT

| Classification | Motor-Cycles | | Stationary Footmen | | Special Officers | | Traffic Bureau | | Women's Bureau | |
|------------------------|--------------|----------|--------------------|----------|------------------|-----------|----------------|-----------|----------------|------------|
| | M | F | M | F | M | F | M | F | M | F |
| 1-a Murder | | | | | | | 1 | | | |
| 1-b Neg. Mnslghtr | | | | | | | 1 | | | |
| 2 Rape | | | | | | | | | 10 | |
| 3 Robbery | | | | | | | | | | |
| 4 Agg't Assaults | 1 | | 1 | | | | 1 | | | |
| 5 Burglary, etc | | | | | 1 | | | | | |
| 6-a Lar. Ovr \$50 | | | | | | | | | | 2 |
| 6-b Lar. Und \$50 | 7 | | 2 | | 48 | 45 | | | 22 | 106 |
| 7 Auto Theft | 2 | | | | 2 | | 2 | | | |
| Total Class # 1 | 10 | | 3 | | 51 | 45 | 5 | | 32 | 108 |
| 8 Other Assaults | 1 | | 2 | | 4 | | 2 | | 6 | 3 |
| 9 Forgery, etc | | | | | | | | | | |
| 10 Fraud, etc | | | | | 3 | 1 | | | 1 | |
| 11 Stolen Property | | | | | | | | | | |
| 12 Weapon Offenses | | | | | | | | | | |
| 13 Comm'l Vice | | | | | | | | | | 1 |
| 14 Sex Offenses | | | | | 3 | | 2 | 10 | 26 | 19 |
| 15 Family Off'ns | 1 | | | | 9 | 3 | | | 24 | 170 |
| 16 State Drug | | | | | | | | | | |
| 17 State Liquor | | | | | 9 | 1 | | | | 2 |
| 18 Drunkenness | 27 | | 9 | | 31 | | 17 | 3 | 6 | 5 |
| 19 Dis. Conduct | 2 | | 1 | | 2 | 1 | 2 | 1 | | 3 |
| 20 Vagrancy | | | | | 2 | | | | | |
| 21 Gambling | | | | | | | | | | |
| 22 Drive Intox. | 4 | | 2 | | 5 | | 17 | | | |
| 23 Road Laws | 85 | 1 | 1 | | 9 | | 68 | 5 | | 1 |
| 24 Parking Viol. | 1 | | | | 2 | | 1 | | | |
| 25 State Motor | 28 | | | 1 | 5 | | 20 | 1 | | |
| 26 All Other | 7 | 2 | | | 27 | 2 | 2 | | 8 | 9 |
| Total Class # 2 | 156 | 3 | 15 | 1 | 111 | 8 | 131 | 10 | 71 | 213 |
| 27 Suspicion | | | | | | 1 | | 1 | | 2 |
| 28 Federal | 6 | | 1 | | 63 | 8 | 2 | | 2 | |
| 29 Non-Offense | 7 | | 2 | 1 | 32 | 10 | 35 | 3 | 20 | 112 |
| Total Class # 3 | 13 | | 3 | 1 | 95 | 19 | 37 | 4 | 22 | 114 |
| GRAND TOTAL | 274 | 3 | 170 | 2 | 1059 | 98 | 575 | 95 | 530 | 383 |
| GRAND TOTAL | 179 | 3 | 21 | 2 | 257 | 72 | 173 | 14 | 125 | 435 |

- 1. Chief of Police
- 2. Inspector, Staff Office
- 3. Inspector of Police
- 4. Inspector of Detectives
- 5. Inspector of Traffic
- 6. Sup't. Ident. Bureau
- 7. Cap't., No. 1 Station
- 8. Cap't., No. 2 Station
- 9. Captains of Detectives
- 10. Record Bureau



CITY OF TOLEDO

OHIO

DIVISION OF POLICE

ARREST ACTIVITY REPORT

| Classification | Scout Cars | | Ambulance Cruisers | | Foot Patrol | | De-tectives | | Morals Squad | |
|------------------------|-------------|------------|--------------------|------------|-------------|-----------|-------------|-----------|--------------|------------|
| | M | F | M | F | M | F | M | F | M | F |
| 1-a Murder | | 1 | | | 1 | | 4 | | | |
| 1-b Neg. Mnslghtr | | | | | | | | | | |
| 2 Rape | 4 | | 2 | | 2 | | 5 | | | |
| 3 Robbery | 5 | | 2 | | 7 | | 26 | 3 | 3 | |
| 4 Agg't Assault | 9 | 3 | 1 | | 5 | 3 | 7 | 2 | 1 | |
| 5 Burglery, etc | 36 | | 6 | | 1 | | 66 | 1 | 2 | |
| 6-a Lar. Ovr \$50 | 3 | | | | 1 | 1 | 13 | 2 | 2 | 3 |
| 6-b Lar. Und \$50 | 75 | 10 | 32 | 10 | 17 | 2 | 74 | 9 | 2 | 3 |
| 7 Auto Theft | 24 | | 12 | 1 | 3 | | 54 | | 1 | |
| Total Class # 1 | 156 | 14 | 55 | 11 | 37 | 6 | 249 | 17 | 11 | 6 |
| 8 Other Assaults | 192 | 41 | 163 | 11 | 33 | 7 | 17 | 2 | 12 | 3 |
| 9 Forgery, etc | 2 | | | | | | 5 | | | |
| 10 Fraud, etc | 22 | 1 | 14 | | 9 | | 26 | | 7 | |
| 11 Stolen Property | | | | | | | 6 | | | |
| 12 Weapon Offenses | 13 | | 2 | 1 | 6 | | | | 2 | |
| 13 Comm'l Vice | | 1 | | 1 | 1 | | | 1 | 37 | 56 |
| 14 Sex Offenses | 16 | 1 | 14 | | 2 | | 3 | | 9 | 4 |
| 15 Family Off'ns | 163 | 31 | 123 | 17 | 28 | 12 | 11 | 10 | 3 | 2 |
| 16 State Drug | | | 1 | | 1 | | 2 | | | |
| 17 State Liquor | | 1 | | 1 | 2 | 1 | | | 16 | 12 |
| 18 Drunkenness | 915 | 129 | 844 | 55 | 705 | 38 | 17 | 3 | 296 | 71 |
| 19 Dis. Conduct | 82 | 14 | 23 | 4 | 48 | 13 | 12 | 2 | 248 | 43 |
| 20 Vagrancy | 5 | | 3 | | 8 | | | | 3 | 1 |
| 21 Gambling | | | | | | | | | 4507 | 108 |
| 22 Drive Intox. | 29 | | 22 | | 9 | | 3 | | 1 | |
| 23 Road Laws | 115 | 4 | 55 | 2 | 9 | | 1 | | 6 | |
| 24 Parking Viol. | 13 | 2 | 6 | | 1 | | | | | |
| 25 State Motor | 74 | 1 | 32 | 1 | 7 | 1 | | | | |
| 26 All Other | 209 | 81 | 141 | 29 | 24 | 5 | 15 | 1 | 14 | 2 |
| Total Class # 2 | 1850 | 307 | 1443 | 122 | 893 | 77 | 118 | 19 | 5161 | 302 |
| 27 Suspicion | 29 | 3 | 12 | 1 | 12 | | 51 | 1 | 32 | 9 |
| 28 Federal | 75 | 1 | 45 | | 86 | | 58 | 2 | 64 | |
| 29 Non-Offense | 164 | 129 | 146 | 97 | 31 | 15 | 99 | 16 | 40 | 66 |
| Total Class # 3 | 268 | 133 | 203 | 98 | 129 | 15 | 208 | 19 | 136 | 75 |
| GRAND TOTAL | 2274 | 454 | 1701 | 231 | 1059 | 98 | 575 | 55 | 5308 | 383 |

Chief of Police

2. Inspector, Staff Office

3. Inspector of Police

4. Inspector of Detectives

5. Inspector of Traffic

Sup't. Ident. Bureau

7. Cap't., No. 1 Station

8. Cap't., No. 2 Station

9. Captains of Detectives

10. Record Bureau

F. B. I. ANNUAL RETURN "C" - CONVICTIONS

| <u>Classification</u> | <u>Re-leased</u> | <u>Persons Charged</u> | <u>Arrested</u> | <u>Cited</u> | <u>Guilty as Charged</u> | <u>Guilty Lesser Off'ns</u> | <u>Percent Convicted</u> |
|----------------------------|------------------|------------------------|-----------------|--------------|--------------------------|-----------------------------|--------------------------|
| 1-a Murder | | 7 | 7 | - | 2 | | |
| 1-b Negligent Manslaughter | | 1 | 1 | - | | | |
| 2 Rape | | 25 | 22 | 3 | 14 | 2 | 64.0 |
| 3 Robbery | | 51 | 38 | 13 | 36 | 2 | 74.5 |
| 4 Aggravated Assaults | | 41 | 34 | 7 | 16 | 3 | 46.3 |
| 5 Burglary - Breaking | | 251 | 70 | 181 | 224 | 2 | 90.0 |
| 6-a Larceny Over \$50.00 | 2 | 45 | 24 | 19 | 27 | 3 | 69.8 |
| 6-b Larceny Undr \$50.00 | 6 | 969 | 208 | 761 | 916 | | 95.1 |
| 7 Auto Theft | | 178 | 51 | 127 | 141 | | 79.2 |
| Total Class # 1 | 8 | 1568 | 457 | 1111 | 1376 | 14 | 89.1 |
| 8 Other Assaults | 9 | 576 | 511 | 65 | 354 | | 62.5 |
| 9 Forgery-Counterfeiting | | 9 | 7 | 2 | 2 | | 22.2 |
| 10 Fraud-Embezzlement | 3 | 91 | 83 | 9 | 45 | | 51.1 |
| 11 Stolen Property | | 11 | 6 | 5 | 7 | | 63.6 |
| 12 Weapon Offenses | | 106 | 15 | 91 | 97 | 6 | 97.2 |
| 13 Commercialized Vice | | 98 | 98 | - | 92 | | 92.9 |
| 14 Sex Offenses | | 145 | 95 | 50 | 116 | | 80.0 |
| 15 Family Offenses | 4 | 1058 | 551 | 507 | 577 | | 54.7 |
| 16 State Drug Laws | | 4 | 4 | - | | | |
| 17 State Liquor Laws | | 45 | 45 | - | 41 | | 91.1 |
| 18 Drunkenness | 5 | 3186 | 3175 | 11 | 3122 | | 98.1 |
| 19 Disorderly Conduct | 2 | 1056 | 467 | 589 | 1008 | | 95.6 |
| 20 Vagrancy | | 22 | 22 | - | 21 | | 95.5 |
| 21 Gambling | 3 | 4615 | 4615 | - | 4596 | | 99.7 |
| 22 Driving Intoxicated | | 95 | 95 | - | 72 | | 75.8 |
| 23 Road Laws | 4 | 10143 | 217 | 9926 | ** | ** | ** |
| 24 Parking Violations | 2343 | 68755 | 25 | 68730 | ** | ** | ** |
| 25 State Motor Laws | | 2267 | 55 | 2212 | ** | ** | ** |
| 26 All Other Offenses | 4 | 1568 | 607 | 961 | 1363 | 2 | 87.3 |
| Total Class # 2 | 2377 | 93850 | 10692 | 83158 | ** | ** | ** |

** Complete data not available.

| | | | |
|----------------|-----|-----|-----|
| Female Adults | 58 | 78 | 57 |
| Cancellations | 9 | 3 | |
| Boys Under 16 | 171 | 143 | 109 |
| Boys Under 20 | 29 | 22 | 25 |
| Girls Under 16 | 102 | 102 | 63 |
| Girls Under 20 | 22 | 20 | 105 |
| Male Adults | 21 | 27 | 23 |
| Female Adults | 17 | 15 | 9 |
| Cancellations | 12 | 19 | |
| Not Stated | | | |



RAY E. ALLEN
Chief of Police

CITY OF TOLEDO

OHIO

CRIME PREVENTION
Missing Persons Bureau

DIVISION OF POLICE

Clearance Data

| | 1943 | 1942 | 1941 | 1940 |
|-------------------------------------|------|------|------|------|
| Juveniles contacted - no adjustment | 2683 | 2122 | 1661 | 941 |
| Complaints received | 2480 | 2115 | 1589 | 1058 |
| Percentage of complaints cleared | 89.1 | 88.7 | 81.6 | 84.2 |

Extra Clearances

| | | | | |
|------------------------|------------|------------|------------|------------|
| Rape | - | 2 | - | - |
| Burglary | 68 | 34 | 71 | 101 |
| Larceny | 133 | 57 | 140 | 58 |
| Auto Theft | 59 | 11 | 21 | 23 |
| Total Class # 1 | 260 | 104 | 232 | 182 |
| Other Assaults | 4 | 2 | 1 | 1 |
| Forgery, etc. | 1 | - | - | - |
| Sex Offenses | 17 | 18 | 1 | 4 |
| Family Offenses | - | 5 | - | - |
| Liquor Offenses | - | - | - | 1 |
| Disorderly Conduct | 2 | - | 3 | - |
| Reckless Driving | 1 | - | - | - |
| State Motor Laws | - | 9 | 5 | - |
| All Other Offenses | 41 | 41 | 24 | 8 |
| Total Class # 2 | 66 | 75 | 34 | 14 |
| Grand Total | 326 | 179 | 266 | 196 |

Missing Persons

| | | | | |
|--------------------------------|-----|-----|-----|-----|
| Local Persons Reported Missing | 795 | 771 | 706 | 619 |
| Inactives as of 12-31-43 | 42 | 46 | 41 | - |
| Persons Located or Returned: | | | | |
| Boys under 16 | 302 | 266 | 235 | 188 |
| L Boys under 20 | 35 | 32 | 49 | 49 |
| O Girls under 16 | 170 | 129 | 99 | 90 |
| C Girls under 20 | 54 | 61 | 53 | 36 |
| A Male Adults | 137 | 197 | 196 | 199 |
| L Female Adults | 92 | 78 | 74 | 57 |
| Cancellations | 9 | 3 | - | - |
| Boys Under 16 | 171 | 143 | 109 | 84 |
| O Boys Under 20 | 29 | 22 | 28 | 25 |
| U Girls Under 16 | 102 | 102 | 68 | 87 |
| T Girls Under 20 | 22 | 30 | 56 | 105 |
| S Male Adults | 21 | 27 | 29 | 28 |
| I Female Adults | 17 | 15 | 23 | 9 |
| D Cancellations | 12 | 19 | - | - |
| E Not Stated | - | - | 9 | - |



Chief of Police
 Supt. Ident. Bureau
 Chief of Police
 LOCAL
 TOLEDO
 DIVISION OF POLICE
 RAY E. ALLEN
 Chief of Police

| Offenses | Juveniles Cited To Court | | | Adult Arrests | | | Juvenile Cases Adjusted | | | |
|---------------------|--------------------------|------|------|---------------|------|------|-------------------------|------|------|------|
| | 1943 | 1942 | 1941 | 1943 | 1942 | 1941 | 1943 | 1942 | 1941 | 1940 |
| Murder | 1 | | | | | 1 | | | | |
| Repe | 13 | 5 | 6 | | | | | | | |
| Robbery | 4 | 87 | 221 | 3 | 3 | 4 | 2 | 42 | 34 | 48 |
| Agg't Assaults | 127 | 221 | 31 | 3 | 3 | 4 | 42 | 203 | 198 | 134 |
| Burglary | 299 | 26 | 352 | 32 | 2 | 4 | 228 | 3 | 3 | 3 |
| Larceny | 77 | 326 | | 6 | 11 | 9 | 14 | 247 | 235 | 186 |
| Auto Theft | 521 | | | | | | 286 | | | |
| Total Class #1 | 8 | 16 | 18 | 3 | 2 | 4 | 50 | 60 | 53 | 53 |
| Other Assaults | 1 | 4 | 3 | 1 | 1 | 1 | 1 | 2 | 1 | 1 |
| Forgery, etc | 4 | 4 | 2 | | | | | | | |
| Embezzlement | 15 | 5 | 6 | | | | | | | |
| Stolen Property | 6 | 184 | 121 | 12 | 20 | 9 | 74 | 96 | 39 | 38 |
| Weapon Offenses | 35 | 275 | 15 | 117 | 126 | 25 | 21 | 19 | 11 | 21 |
| Sex Offenses | 184 | 4 | 98 | 1 | 14 | 8 | 101 | 82 | 70 | 46 |
| Family Offenses | 6 | 65 | 26 | | | | | | | |
| Liquor Offenses | 105 | | | | | | | | | |
| Drunkenness | 16 | 16 | 11 | 1 | 2 | 2 | 478 | 8 | 270 | 6 |
| Disturbance | 18 | 106 | 135 | 2 | 6 | 4 | 2 | 282 | 118 | 256 |
| Gambling | 211 | 437 | 414 | 199 | 245 | 93 | 124 | 119 | 9 | 8 |
| Drive Intox. | 689 | | 280 | 55 | 68 | 34 | 697 | 442 | 381 | 342 |
| Reckless Driving | 16 | 1 | 6 | | | | 1552 | 1116 | 961 | 773 |
| State Motor Laws | 18 | 11 | 6 | 1 | 1 | 1 | | | | |
| All Other Offenses | 211 | 135 | 131 | 199 | 245 | 93 | 1552 | 1116 | 961 | 773 |
| Total Class #2 | 689 | 437 | 280 | 199 | 245 | 93 | 1552 | 1116 | 961 | 773 |
| Suspicion Released | 11 | 1 | 2 | 4 | 3 | 3 | 8 | 51 | 2 | 15 |
| Federal Offenses | 87 | 62 | 40 | 4 | 3 | 9 | 101 | 51 | 69 | 15 |
| Non Offense Arrests | 98 | 63 | 42 | 8 | 3 | 12 | 109 | 51 | 71 | 15 |
| Total Class #3 | 1308 | 826 | 808 | 213 | 259 | 114 | 1947 | 1414 | 1268 | 974 |
| GRAND TOTAL | 1308 | 826 | 808 | 213 | 259 | 114 | 1947 | 1414 | 1268 | 974 |



RAY E. ALLEN
Chief of Police

CITY OF TOLEDO
OHIO

DIVISION OF POLICE

| | 1943 | 1942 | 1941 | 1940 |
|------------------------------|------|------|------|------|
| Investigations on complaints | 5046 | 5344 | 5729 | 5647 |
| Interviews - Office | 4215 | 3997 | 4017 | 3731 |
| Public talks | 23 | 53 | 59 | 52 |
| Attendance | 2732 | 4818 | 5887 | 7169 |

ARRESTS

| | | | | |
|------------------------------|-----|-----|-----|-----|
| Felonies | 15 | 13 | 20 | 20 |
| Misdemeanors | 222 | 183 | 186 | 155 |
| Adult arrests by Policewomen | 237 | 196 | 206 | 175 |

DETENTION DATA

| | | | | |
|------------------------------|------|------|------|------|
| Women taken into custody | 1660 | 1729 | 1488 | 1543 |
| Juveniles taken into custody | 347 | 173 | 206 | 122 |

MISCELLANEOUS ACTIVITIES

| | | | | |
|-----------------------------------|------|------|------|-------|
| Cases in court | 239 | 180 | 225 | 228 |
| Dance hall permits | 6468 | 8529 | 9982 | 11262 |
| Dance hall license applications | 125 | 154 | 198 | 277 |
| Hours patrolling | 441 | 406 | 392 | 413 |
| Statements taken | 168 | 165 | 161 | 160 |
| Letters received | 176 | 153 | 151 | 149 |
| Out of town trips | 6 | 13 | 18 | 3 |
| Missing persons located | 43 | 47 | 53 | 59 |
| Visits to cafes, dance halls, etc | 541 | 953 | 1315 | 1693 |

CONFISCATIONS

| | | | | |
|----------------------------|---|-----|-----|-----|
| Punch boards | - | 11 | 16 | 112 |
| Magazines taken from racks | - | 238 | 282 | 443 |
| Magazine racks censored | - | 42 | 170 | 206 |

RECOVERIES

| | | | | |
|-------------|---------|---------|--------|--------|
| Property | \$1252. | \$1435. | \$500. | \$238. |
| Merchandise | \$ 52. | \$1245. | - | - |

EXPENDITURES

| | | | | |
|----------|--------|--------|--------|--------|
| Supplies | \$100. | \$100. | \$100. | \$100. |
| Repairs | \$ 25. | \$ 25. | \$ 25. | \$ 25. |

1. Chief of Police 2. Inspector, Staff Office 3. Inspector of Police 4. Inspector of Detectives 5. Inspector of Traffic
6. Sup't. Ident. Bureau 7. Cap't., No. 1 Station 8. Cap't., No. 2 Station 9. Captains of Detectives 10. Record Bureau



CITY OF TOLEDO
OHIO

RAY E. ALLEN
Chief of Police

DIVISION OF POLICE

| <u>Classification of Arrests</u> | <u>1943</u> | <u>1942</u> | <u>1941</u> | <u>1940</u> |
|----------------------------------|-------------|-------------|-------------|-------------|
| Rape | 6 | 5 | 8 | 8 |
| Robbery | - | - | 3 | - |
| Larceny Under \$50.00 value | 23 | 12 | 1 | 2 |
| Other Assaults | 8 | 2 | 8 | 8 |
| Forgery and Counterfeiting | - | 1 | 1 | 1 |
| Embezzlement and Fraud | - | 1 | 1 | 1 |
| Commercialized Vice | - | - | - | 2 |
| Sex Offenses | 41 | 28 | 21 | 32 |
| Family and Children Offenses | 33 | 17 | 13 | 13 |
| State Liquor Offenses | 1 | 4 | 3 | - |
| Drunkenness | 10 | 6 | 6 | 7 |
| Disorderly Conduct | 2 | - | 7 | 2 |
| Gambling | - | 1 | - | 1 |
| Parking Violations | - | 1 | 1 | - |
| State Road Laws | - | - | 1 | - |
| All Other Offenses | 13 | 23 | 30 | 22 |
| Suspicion Released | - | - | 14 | 5 |
| Federal Offenses | 1 | 2 | - | - |
| Non Offense Arrests | 98 | 93 | 88 | 71 |
| Total Arrests | 237 | 196 | 206 | 175 |

- 1. Chief of Police
- 2. Inspector, Staff Office
- 3. Inspector of Police
- 4. Inspector of Detectives
- 5. Inspector of Traffic
- 6. Sup't. Ident. Bureau
- 7. Cap't., No. 1 Station
- 8. Cap't., No. 2 Station
- 9. Captains of Detectives
- 10. Record Bureau



CITY OF TOLEDO

OHIO

PROPERTY ROOM

22

RAY E. ALLEN
Chief of Police

RAY E. ALLEN
Chief of Police

DIVISION OF POLICE

| | 1943 | 1942 | 1941 | 1940 |
|---|-------------------|-------------------|-------------------|-------------------|
| Merchandise received | \$28372.00 | \$19647.00 | \$19834.00 | \$17275.00 |
| Merchandise returned | <u>\$22693.00</u> | <u>\$15702.00</u> | <u>\$17111.00</u> | <u>\$14872.00</u> |
| Cases pending, est. | \$ 5679.00 | \$ 3945.00 | \$ 2723.00 | \$ 2353.00 |
| Monies received | \$19767.21 | \$4685.22 | \$3808.17 | \$4428.34 |
| Disbursements | <u>\$15152.56</u> | <u>\$4524.25</u> | <u>\$3642.57</u> | <u>\$4428.34</u> |
| Pending | \$ 4614.65 | \$ 160.97 | \$ 165.60 | -- |
| Monies derived from confiscations and auctions - delivered to Police Pension Fund. | \$ 1857.90 | \$1323.85 | \$1019.10 | \$382.00 |
| <u>MISCELLANEOUS</u> | | | | |
| Drugging outfits | 10 | 10 | 10 | 10 |
| Fish hooks, #14/0 | 250 | 250 | 0 | 0 |
| Night sticks in stock | 258 | 250 | 200 | 17 |
| Night sticks assigned officers | 222 | 256 | 279 | 273 |
| Bullet proof vests | 10 | 10 | 10 | 10 |
| 12 gauge gun cleaners | 6 | 6 | 6 | 6 |
| Electric drill | 1 | 1 | 1 | 1 |
| Hand drill | 1 | 1 | 1 | 1 |
| Revolving tool | 1 | 1 | 1 | 1 |
| Lubricator and resisting tool | 1 | 1 | 1 | 1 |
| Gravity mould, #6 | 1 | 1 | 1 | 1 |
| Rope - reels | 1 | 1 | 1 | 1 |
| 30 sp. gun cleaners | 1 | 1 | 1 | 1 |
| Lead - reclaimed | 3000 | | | |

Chief of Police
Sup't. Ident. Bureau

Chief of Police

Sup't. Ident. Bureau

2. Inspector, Staff Office

7. Cap't., No. 1 Station

3. Inspector of Police

8. Cap't., No. 2 Station

4. Inspector of Detectives

9. Captains of Detectives

5. Inspector of Traffic

10. Record Bureau



CITY OF TOLEDO

OHIO

ARMAMENT INVENTORY

23

RAY E. ALLEN

DIVISION OF POLICE

Chief of Police

GUNS

| | 1943 | 1942 | 1941 | 1940 |
|---|------|------|------|------|
| 38 spl Colt revolvers, assigned officers | 300 | 331 | 363 | 357 |
| 38 spl Colt revolvers, in stock | 141 | 110 | 80 | 83 |
| 38 spl Colt revolvers, junked | - | - | - | 4 |
| 32 cal Colt revolvers, assigned officers | 6 | 6 | 6 | 6 |
| 22 cal Colt revolvers, training purposes | 5 | 5 | 5 | 5 |
| 12 g, model 10, Remington sawed off S-guns | 19 | 19 | 20 | 21 |
| 12 g, model 12, Winchester sawed off S-guns | 12 | 12 | 12 | 12 |
| 12 g, model 97, Winchester sawed off S-guns | 14 | 14 | 14 | 19 |
| 12 g, dbl bbl sawed off S-guns | 4 | 4 | 4 | 4 |
| 12 g, sgl bbl sawed off S-guns | 1 | 1 | 1 | 1 |
| 10 g, dbl bbl sawed off S-guns | 1 | 1 | 1 | 1 |
| 20 g, dbl bbl sawed off S-guns | 1 | 1 | 1 | 1 |
| 16 g, dbl bbl sawed off S-guns | 1 | - | - | - |
| 30-30 cal Winchester rifles | 14 | 14 | 14 | 14 |
| 45 cal Thompson sub-machine guns | 10 | 10 | 10 | 10 |
| 7mm Colt machine guns with tripods | 2 | 2 | 2 | 2 |
| 1.5mm gas guns | 10 | 10 | 2 | 2 |

AMMUNITION

| | | | | |
|----------------------|-------|-------|-------|------|
| 38 spl factory loads | 7850 | 4850 | 2000 | 3500 |
| 45 cal cartridges | 7250 | 4150 | 2000 | 3400 |
| 12 g, shotgun shells | 850 | 375 | 500 | 150 |
| 38 spl reloads | 42000 | 24000 | 27000 | - |
| 38 spl primers, #1½ | 50000 | 35000 | 46000 | - |
| Bulls Eye powder | 4# | 12# | 18½# | 17# |
| 38 spl Wadcutters | 3500 | - | - | - |
| 30-30 cartridges | 2000 | - | - | - |

GASES

| | | | | |
|------------------------------------|----|----|----|---|
| C. N. gas projectors | 2 | 2 | 2 | - |
| C. N. hand grenades | 7 | 10 | 10 | - |
| C. N. tripple chaser hand grenades | 60 | 20 | - | - |
| C. N. long range gas projectors | 56 | 56 | - | - |
| C. N. short range gas projectors | 6 | 6 | 6 | - |
| Military gas masks | 18 | 18 | - | - |
| All purposes gas masks | 2 | 2 | - | - |
| Steel helmets | 18 | 18 | - | - |
| Helmet carrying cases | 2 | 2 | - | - |

MISCELLANEOUS

| | | | | |
|--------------------------------|-------|-----|-----|-----|
| Dragging outfits | 10 | 12 | 10 | 11 |
| Fish hooks, #14/0 | 250 | 250 | 0 | - |
| Night sticks in stock | 238 | 220 | 200 | 17 |
| Night sticks assigned officers | 222 | 256 | 279 | 274 |
| Bullet proof vests | 10 | 10 | 10 | 10 |
| 12 gauge gun cleaners | 6 | 6 | - | 12 |
| Electric drill | 1 | 1 | 1 | 1 |
| Breast drill | 1 | 1 | 1 | 1 |
| Reloading tool | 1 | 1 | 1 | 1 |
| Lubricator and resizing tool | 1 | 1 | 2 | 2 |
| Cavity mould, #6 | 1 | 1 | 1 | 1 |
| Rope - reels | 8 | 3 | 3 | 3 |
| 38 spl gun cleaners | - | - | - | 10 |
| Lead - reclaimed | 3000# | - | - | - |

Chief of Police

2. Inspector, Staff Office

3. Inspector of Police

4. Inspector of Detectives

5. Inspector of Traffic

Sup't. Ident. Bureau


7. Cap't., No. 1 Station

8. Cap't., No. 2 Station

9. Captains of Detectives

10. Record Bureau

RAY E. ALLEN
Chief of Police



CITY OF TOLEDO
OHIO

RADIO AND COMMUNICATION
OFFICER'S REPORT 25

DIVISION OF POLICE

| | 1943 | 1942 | 1941 | 1940 |
|--|-------|-------|-------|-------|
| Area of city - square miles | 41.47 | 41.47 | 41.47 | 41.47 |
| Scout and Patrol Car districts | 15 | 15 | 15 | 15 |
| Average Scout and Patrol Car units | 12.3 | 13.8 | 13.8 | 14.1 |
| Average two-way radio scout cars effective 7-22-43 | 2.9 | - | - | - |

Radio Activities

| | | | | |
|--|---------|---------|--------|--------|
| Complaints - despatched | 53472 | 62468 | 63428 | 61114 |
| Important radio despatched complts. | 25317 | 30001 | 29755 | 28003 |
| Complaints - arrests made | 730 | 1138 | 1242 | 1374 |
| Total arrests resulting | 831 | 1308 | 1437 | 1596 |
| Messages - local | 81177 | 90791 | 94398 | 94097 |
| Radiophone bdsts to State Stations | 1428 | 636 | 1056 | 970 |
| Radio Telegraphy bdsts, State and intrastate | 3662 | 4674 | 4390 | 4327 |
| Radiophone transmitter failure | 16H-42m | 24H-32m | 18H-3m | 18H-7m |
| Radio Telegraphy transmitter failure | 21H-18m | 1H-30m | - | - |
| Other Radio Telegraphy time loss | 294Days | 79Days | - | - |

Other Activities

| | | | | |
|-------------------------------------|------|------|------|------|
| Fire Department broadcasts | 6617 | 5303 | 5956 | 5491 |
| Fire Department Rescue Squad | - | - | 1962 | 1807 |
| Broadcasts for Lucas County Sheriff | 326 | 351 | 562 | 756 |
| Broadcasts for Perrysburg Police | 148 | 103 | - | - |

Time Study - Days Lost

| | | | | |
|------------------------------------|--------|--------|--------|--------|
| Servicing warrants | 91.43 | 93.26 | 31.04 | 32.74 |
| Repair and Service vehicles | 136.10 | 160.30 | 41.61 | 32.29 |
| Repair and Service radios | 9.02 | 9.18 | 1.80 | 1.80 |
| Traffic Duty | 24.02 | 28.31 | 10.94 | 6.41 |
| Court attendance | 8.16 | 7.16 | 3.45 | 2.84 |
| Special assignments | 77.09 | 122.29 | 23.64 | 15.01 |
| Strike duty | 7.03 | 4.10 | 15.53 | 14.13 |
| Guarding recovered autos | 17.09 | 11.33 | 4.88 | 6.00 |
| Wasing vehicles | 6.31 | 2.11 | 1.07 | .66 |
| Revolver Range | - | 21.16 | 10.60 | - |
| Grand Total Time Loss - 2 man unit | 376.25 | 461.20 | 145.92 | 111.95 |

Signal System

| | | | | |
|------------------|-----|-----|------|-----|
| Fast Wagon Calls | 5 | 1 | - | 4 |
| Slow Wagon Calls | 555 | 784 | 1018 | 936 |
| Telephone Calls | 169 | 319 | 255 | 164 |
| Ambulance Calls | 20 | 36 | 35 | 51 |

- 1. Chief of Police
- 2. Inspector, Staff Office
- 3. Inspector of Police
- 4. Inspector of Detectives
- 5. Inspector of Traffic
- 6. Sup't. Ident. Bureau
- 7. Cap't., No. 1 Station
- 8. Cap't., No. 2 Station
- 9. Captains of Detectives
- 10. Record Bureau



CITY OF TOLEDO
OHIO

RAY E. ALLEN
Chief of Police

DIVISION OF POLICE

| | 1943 | 1942 | 1941 | 1940 |
|--|--------|-------|-------|-------|
| New and Re-arrests | 15291 | 15838 | 12323 | 12935 |
| New subjects | 1305 | 1354 | 1075 | 1033 |
| Arrested persons identified as wanted elsewhere | 35 | 52 | 64 | - |
| Identifications made by fingerprints, names, etc. | 2836 | 2804 | - | - |
| Subjects fingerprinted and photographed since 1905 | 50933 | 45237 | 44383 | 43180 |
| Names registered in index file | 405000 | - | - | - |

Fingerprint Data

| | | | | |
|--|--------|--------|--------|--------|
| Received from other agencies since 1905 | 153463 | 148658 | 144046 | 139109 |
| Subjects recovered since 1905 | 83315 | 69858 | 44383 | 32060 |
| On file December 31, 1943 | 236778 | 228615 | 188427 | 171169 |
| New subjects | 8147 | 8376 | 8210 | 7154 |
| Subjects re-fingerprinted | 1831 | 2055 | 1710 | 820 |
| Investigations, scene of crime | 537 | 394 | 345 | 279 |
| Latent prints procured | 491 | 341 | 542 | 69 |
| Unknown dead identified | 22 | 15 | 17 | 15 |
| O. C. D. fingerprinting to date | 9648 | 8800 | - | - |
| Fingerprint for federal employes | 3834 | 15151 | - | - |
| Special Police Power applicants | 271 | 635 | 113 | 64 |
| Taxi drivers | 475 | 504 | 375 | 448 |
| Keeper & prostitute "A" file | 60 | 60 | 75 | 92 |
| Fingerprint extention guides supplementing files | 1500 | - | - | - |
| Sent to F. B. I. | 1130 | 1354 | 1015 | 1022 |
| Sent to Michigan State Bureau | 899 | 1354 | 1015 | 1022 |
| Sent to Ohio State Bureau | 899 | 1354 | 1015 | 1022 |
| Sent other law enforcement agencies | 502 | 223 | 314 | 361 |
| Received from F. B. I. | - | - | - | - |
| Received from Michigan State Bureau | 1265 | 866 | 831 | 936 |
| Received from Ohio State Bureau | 1075 | 978 | 1276 | 1339 |
| Received from other law enforcement agencies | 2464 | 2413 | 2830 | 2174 |

Photographs

| | | | | |
|------------------------------------|-------|-------|------|------|
| Made of new subjects | 18291 | 10832 | 8600 | 8176 |
| Subjects re-photographed | 361 | 458 | 375 | 336 |
| Made to replenish files | 4639 | 5085 | 5413 | 5880 |
| Made to replace old photos | 2148 | 2010 | 1740 | 1680 |
| Copies made | 341 | 308 | 346 | 374 |
| Unidentified dead & murder victims | 20 | 54 | 57 | 35 |
| Photos to Detective Bureau | 2667 | 2245 | 1905 | 2237 |



CITY OF TOLEDO

OHIO

IDENTIFICATION BUREAU 27

RAY E. ALLEN
Chief of Police

RAY E. ALLEN
Chief of Police

DIVISION OF POLICE

| | 1943 | 1942 | 1941 | 1940 |
|------------------------|------|------|------|------|
| 8x10 Enlargements | 272 | 352 | 412 | 306 |
| 5x7 Standups | 77 | 24 | 54 | 49 |
| 5x7 Prints | 277 | 96 | 216 | 200 |
| City Employee's Photos | 100 | 1600 | - | - |

Case Record Data

| | | | | |
|--|-------|-------|-------|-------|
| Received from F. B. I. and Penal Institutions | 13525 | 13664 | 13157 | 13401 |
| Indictment, Pleas information from Prosecutor's Office | 322 | 964 | 467 | 942 |
| Requests from Lucas County Prosecutor's Office | 7737 | 372 | 706 | 355 |
| Requests from others | 1091 | 7314 | 2615 | 1041 |
| Non-criminal letters rec'd | 413 | 756 | 794 | 842 |
| Ohio Penitentiary records brought up to date | 7185 | 7185 | 5135 | 3035 |
| Circulars received | 6785 | 7194 | 3708 | 2271 |
| Letters with fingerprints and photos | 791 | 909 | 1144 | 1262 |
| Letters and telegrams despatched | 7225 | 7210 | 7574 | 6559 |
| Records circulated | 21488 | 19050 | 7619 | 6000 |
| Records of persons indicted, to Prosecutor's Office | 138 | 152 | 187 | 184 |
| Final disposition data to F. B. I. since 8-1-38 | 40344 | 29800 | 13950 | 8177 |
| Fingerprint cards mailed | 308 | 228 | 274 | 320 |
| Arrest dispositions posted | 9038 | 9951 | 6900 | 4316 |
| Modus operandi records | 994 | 1260 | 1008 | 946 |
| Specials for segregation file | 1000 | 1040 | 1050 | 1175 |
| Indices made and files | 20000 | 34250 | 36700 | 29325 |
| Character and Citizenship records | 231 | 908 | 645 | 442 |
| Coast Guard license endorsements | 500 | 1500 | - | - |
| Defense Job and Military application verifications | 25624 | 52107 | 19403 | 968 |
| Handwriting examinations | 166 | 185 | 273 | 209 |
| Handwriting opinions | 103 | 143 | 353 | 125 |
| Engagers - new subjects | 46 | 153 | 110 | 50 |
| Engagers - re-arrests | 1375 | 8939 | 8812 | 7488 |
| Engagers with previous arrests | 2027 | 1045 | 1375 | 1548 |
| Engagers recorded since 9-19-38 | 23880 | 20434 | 10297 | 9086 |

Chief of Police

2. Inspector, Staff Office

3. Inspector of Police

4. Inspector of Detectives

5. Inspector of Traffic

Sup't. Ident. Bureau


7. Cap't., No. 1 Station

8. Cap't., No. 2 Station

9. Captains of Detectives

10. Record Bureau

RAY E ALLEN
Chief of Police



CITY OF TOLEDO
OHIO

MOTOR EQUIPMENT

DIVISION OF POLICE

| Car. Nos. | Vehicles | Mileage | Yearly Cost | Average Cost Per Mile | Average Miles Per Gallon |
|-----------|-------------------------|---------|-------------|-----------------------|--------------------------|
| 2 | 1940 Ford Patrols | 25882 | \$830.21 | 3.2 | 10.6 |
| 6 | 1941 Ford Patrols | 229216 | 9091.87 | 4.0 | 7.9 |
| 1 | 1941 G. M. C. Patrol | 6786 | 330.85 | 4.9 | 7.2 |
| 7 | 1939 Plymouth coaches | 106154 | 3977.92 | 4.0 | 9.9 |
| 3 | Special Service sedans | 32902 | 733.85 | 2.5 | 12.9 |
| 21 | 1936 Ford coaches | 150486 | 5996.20 | 4.1 | 9.8 |
| 4 | 1940 Hudson coaches | 20248 | 1118.53 | 5.7 | 8.1 |
| 20 | 1941 Ford coaches | 476409 | 20551.04 | 4.1 | 10.3 |
| 5 | 1942 Ford coaches | 45657 | 1661.92 | 5.2 | 12.1 |
| 69 | Vehicles | 1093740 | \$44292.39 | 4.2 | 9.9 |
| 11 | 1935 Harley cycles | 59396 | \$ 964.01 | 1.7 | 19.0 |
| 1 | 1937 Harley cycle | 1093 | 96.68 | 9.6 | 17.1 |
| 6 | 1939 Indian cycles | 17575 | 378.01 | 2.9 | 19.1 |
| 2 | 1939 Indians (not used) | - | - | - | - |
| 10 | 1939 Harley cycles | 54490 | 870.95 | 1.7 | 26.2 |
| 30 | Vehicles | 132554 | \$ 2309.65 | 4.0 | 20.4 |
| | Shop & Misc Items | 537 | 1039.69 | 4.0 | - |
| 99 | GRAND TOTAL | 1226831 | \$47641.73 | 4.0 | 20.4 |

Respectfully,
Edw. Hoffman
Inspector of Traffic

- 1. Chief of Police
- 2. Inspector, Staff Office
- 3. Inspector of Police
- 4. Inspector of Detectives
- 5. Inspector of Traffic
- Sup't. Ident. Bureau
- 7. Cap't., No. 1 Station
- 8. Cap't., No. 2 Station
- 9. Captains of Detectives
- 10. Record Bureau

CITY OF TOLEDO

OHIO

DIVISION OF POLICE



RAY E. ALLEN
Chief of Police

Chief R. E. Allen,

Sir:

It will be noted in our annual report that we have experienced an increase in Toledo of fatal traffic accidents during the year 1943. This, I believe, can be explained due to several reasons.

In any kind of an emergency such as we are going through now, the entire population is jittery. Automobile drivers are no exception. There has been a decrease in the number of automobiles on the streets but those cars that are still running are in a bad state of repair, which reflects in the distance required to stop in case of an emergency. As is well known, replacement parts for cars are at a premium as is also the help required to repair automobiles. Drivers have more money at this time than formerly and to be compelled to pay a parking violation is no hardship on the average driver as was true a few years ago. This might be a clue to raise the fine on certain parking violations which would be a deterrent to the average driver.

I also believe there should be more uniformity in the punishment of the more serious driving violations, such as driving under the influence and reckless driving. That is a problem for our municipal judges to study and to come to some definite understanding regarding the penalties for these violations.

The shortage of manpower has hit the police department as well as civilian industries. This condition will not be any brighter this year.

Another traffic problem as relates to injuries and fatal accidents is the age of the drivers. The average driver today is much older than formerly. Drivers in this age group do not have the quick reaction of the younger drivers. In this connection with fatal and injury accidents, a large percentage of our fatal accidents the past year were pedestrians in the older age groups. This might be corrected to some degree by education, with the cooperation of our newspapers and radio stations.

I would suggest that more time be spent by the scouts, patrols and motorcycle officers in the enforcement of traffic regulations, if we are to reduce the number of traffic accidents.

Respectfully,

Edward Hoffman
Edward Hoffman,
Inspector of Traffic.

- Chief of Police
- Sup't. Ident. Bureau
- 2. Inspector, Staff Office
- 7. Cap't., No. 1 Station
- 3. Inspector of Police
- 8. Cap't., No. 2 Station
- 4. Inspector of Detectives
- 9. Captains of Detectives
- 5. Inspector of Traffic
- 10. Record Bureau



CITY OF TOLEDO

OHIO

RAY E. ALLEN
Chief of Police

DIVISION OF POLICE

TABLE OF CONTENTS

| | Pages |
|--|-------|
| Accidents | |
| Day of Week | 1 |
| Time of Occurrence | 2 |
| Location (Intersection or Otherwise) | 2 |
| Type of Motor Vehicle | 3 |
| Traffic Control Function | 3 |
| Districts (Business or Residential) | 4 |
| Light Conditions | 4 |
| Road and Weather Conditions | 4 |
| Approximate Speeds | 5 |
| Intersection (Two Motor Vehicles) | 5 |
| Non-Intersection (Two Motor Vehicles) | 6 |
| Vehicles (Condition) | 6 |
| Residence of Drivers | 7 |
| Age of Drivers | 7 |
| Sex of Drivers | 7 |
| Improper Driving | 8 |
| Condition of Drivers | 8 |
| Vision Obscurements of Operators | 9 |
| Miscellaneous | 9 |
| Pedestrians (Intersection Analysis) | 10 |
| Pedestrians (Physical Analysis) | 10 |
| Pedestrians (Residential Location) | 10 |
| Five Year Summary | 11 |
| Five Year Summary (Daylight and Darkness) | 11 |
| Summary of the Month | 12 |
| Accident Investigation Squad Activities | |
| Summary by the Month | 13 |
| Enforcement (Arrest Summary) | 13 |
| Miscellaneous Arrests | 14 |
| Court Hours (For Prosecution) | 15 |
| Photography (Other than Traffic) | 15 |
| Enforcement | |
| Five Year Summary (Arrests and Convictions) | 16 |
| Violations (Total Persons Charged) Request FBI | 16 |
| Major Offenses (Cleared and Not Cleared Cases) | 17 |
| Violations (Arrests-Citation-Summary) | 17 |
| Violators (Residing outside City Limits) | 17 |
| Violators (Residing in other States) | 17 |
| Violators (Fail to Appear) Remain uncleared) | 17 |
| Police Sign Shop Activities | |
| Operations Itemized | 18-19 |
| Shop Activities | 18-19 |
| Revenue | 18-19 |
| Comment on Revenue | 20-21 |
| Total Fines received in the Bureau | 20 |
| Total Fines Collected Traffic Court | 21 |
| Total Fines Parking Meters | 21 |
| Parking Meter Regulation | 21 |
| Revenue by Month | 22 |
| Collection by Month | 22 |
| Number of days per month in service | 22 |
| Daily Average | 22 |
| Service Record | 22 |

CITY OF TOLEDO
OHIO

RAY E. ALLEN
Chief of Police

DIVISION OF POLICE

1. 2.

Following is the complete analysis of the accident reports recorded during 1943 and wherever possible a comparison has been made with those of 1942. Following each tabulation comment will appear where it is believed necessary, but for the most part, this summary is self-explanatory. During 1943 we experienced a decided increase in fatal accidents. Our percentage of increase amounted to 62%.

TOTAL TRAFFIC ACCIDENTS BY TYPE

| TYPE OF ACCIDENTS | TOTAL ACCIDENTS | | PERSONS KILLED | | PERSONS INJURED | |
|---------------------------------|-----------------|-------------|----------------|-----------|-----------------|-------------|
| | 1942 | 1943 | 1942 | 1943 | 1942 | 1943 |
| Collision of Motor Vehicle with | | | | | | |
| 1. Pedestrian | 625 | 563 | 15 | 23 | 629 | 541 |
| 2. Other Motor vehicle | 7959 | 5933 | 6 | 14 | 844 | 555 |
| 3. Railroad Train | 29 | 16 | | 1 | 17 | 9 |
| 4. Street car | 117 | 134 | -- | -- | 16 | 13 |
| 5. Animal-drawn vehicle | 11 | 7 | | | -- | 3 |
| 6. Bicycle | 178 | 108 | 3 | | 88 | 65 |
| 7. Animal | 1 | 1 | -- | -- | -- | -- |
| 8. Fixed object | 66 | 52 | 3 | 2 | 38 | 22 |
| 9. Overturned in Roadway | 1 | 7 | -- | -- | 1 | 2 |
| 10..Ran off Roadway | 4 | 6 | -- | 2 | -- | 2 |
| 11. Other non-Collision | 267 | 200 | 1 | 4 | 138 | 108 |
| 12. Miscellaneous | 12 | 14 | | | 8 | 3 |
| TOTAL MOTOR VEHICLE | 9270 | 7042 | 28 | 46 | 1778 | 1311 |
| TOTAL TRAFFIC | 9272 | 7044 | 29 | 48 | 1779 | 1311 |

- Chief of Police
- Sup't. Ident. Bureau
- 2. Inspector, Staff Office
- 3. Inspector of Police
- 4. Inspector of Detectives
- 5. Inspector of Traffic
- 7. Cap't., No. 1 Station
- 8. Cap't., No. 2 Station
- 9. Captains of Detectives
- 10. Record Bureau



CITY OF TOLEDO

OHIO

RAY E. ALLEN

DIVISION OF POLICE

Chief of Police

DAY OF WEEK

2.

LOCATION OF ACCIDENTS

| | 1942 | 1943 |
|------------------------|-------------|-------------|
| 1. Monday | 1245 | 966 |
| 2. Tuesday | 1164 | 767 |
| 3. Wednesday | 1114 | 941 |
| 4. Thursday | 1176 | 843 |
| 5. Friday | 1422 | 1140 |
| 6. Saturday | 1882 | 1436 |
| 7. Sunday | 1267 | 949 |
| Total Accidents | 9270 | 7042 |

THE TIME ACCIDENTS HAPPEN

| TIME PERIOD Hour of day | 1942 | 1943 |
|--------------------------------|-------------|-------------|
| 1. 12:00 Midnight | 119 | 75 |
| 2. 1:00 A. M. to 1:59 A. M. | 276 | 251 |
| 3. 2:00 A. M. to 2:59 A. M. | 226 | 203 |
| 4. 3:00 A. M. to 3:59 A. M. | 176 | 129 |
| 5. 4:00 A. M. to 4:59 A. M. | 77 | 87 |
| 6. 5:00 A. M. to 5:59 A. M. | 70 | 49 |
| 7. 6:00 A. M. to 6:59 A. M. | 156 | 132 |
| 8. 7:00 A. M. to 7:59 A. M. | 341 | 277 |
| 9. 8:00 A. M. to 8:59 A. M. | 272 | 205 |
| 10. 9:00 A. M. to 9:59 A. M. | 210 | 166 |
| 11. 10:00 A. M. to 10:59 A. M. | 365 | 298 |
| 12. 11:00 A. M. to 11:59 A. M. | 548 | 362 |
| 13. 12:00 Noon to 12:59 A. M. | 85 | 54 |
| 14. 1:00 P. M. to 1:59 P. M. | 360 | 299 |
| 15. 2:00 P. M. to 2:59 P. M. | 459 | 376 |
| 16. 3:00 P. M. to 3:59 P. M. | 706 | 512 |
| 17. 4:00 P. M. to 4:59 P. M. | 748 | 589 |
| 18. 5:00 P. M. to 5:59 P. M. | 759 | 663 |
| 19. 6:00 P. M. to 6:59 P. M. | 522 | 486 |
| 20. 7:00 P. M. to 7:59 P. M. | 579 | 391 |
| 21. 8:00 P. M. to 8:59 P. M. | 568 | 317 |
| 22. 9:00 P. M. to 9:59 P. M. | 462 | 289 |
| 23. 10:00 P. M. to 10:59 P. M. | 535 | 355 |
| 24. 11:00 P. M. to 11:59 P. M. | 651 | 477 |
| 25. Not Stated | | |
| Total Accidents | 9270 | 7042 |

- Chief of Police
- Sup't. Ident. Bureau
- 2. Inspector, Staff Office
- 3. Inspector of Police
- 4. Inspector of Detectives
- 5. Inspector of Traffic
- 7. Cap't., No. 1 Station
- 8. Cap't., No. 2 Station
- 9. Captains of Detectives
- 10. Record Bureau



RAY E. ALLEN
Chief of Police

CITY OF TOLEDO
OHIO

DIVISION OF POLICE

TRAFFIC CONTROL

4.

| | 1942 | 1943 |
|----------------------------------|-------------|-------------|
| 1. Police Officer | 19 | 20 |
| 2. Stop and Go Light-functioning | 2226 | 1563 |
| Same-not functioning | 8 | 1 |
| 3. Same Sign-functioning | 970 | 821 |
| Same-not functioning | 71 | |
| 4. Warning Sign | 174 | 220 |
| Same-not at intersection | 2 | 2 |
| Warning Sign-not functioning | 14 | 1 |
| Same-not at intersection | 8 | |
| 5. Railroad Watchman | 18 | 23 |
| Not functioning | 3 | 0 |
| 6. Other Traffic Control | 175 | 324 |
| Same-not functioning | 3 | |
| 7. No Traffic Control | 5679 | 4067 |
| 8. Not stated | | |
| TOTAL ACCIDENTS | 9270 | 7042 |

DISTRICTS OF ACCIDENTS

| | 1942 | 1943 |
|---|-------------|-------------|
| 1. Manufacturing and industrial districts | 357 | 374 |
| 2. Shopping and business district | 3473 | 3464 |
| 3. Residential district | 4000 | 2904 |
| 4. School and playground district | 49 | 34 |
| 5. Open or other | 133 | 118 |
| 6. Not stated | 258 | 148 |
| Total Accidents | 9270 | 7042 |

LIGHT CONDITIONS

| | 1942 | 1943 |
|---------------------------------|-------------|-------------|
| 1. Daylight | 5486 | 4225 |
| 2. Dusk or dark | 328 | 205 |
| 3. Darkness-Street Lights | 3308 | 2309 |
| 4. Darkness-No Street Lights | 113 | 276 |
| 5. Darkness-lighting not stated | 3 | 5 |
| 6. Not stated | 32 | 22 |
| Total Accidents | 9270 | 7042 |



CITY OF TOLEDO
OHIO

RAY E. ALLEN
Chief of Police

DIVISION OF POLICE

ROAD CONDITION AND WEATHER

| | 1942 | 1943 |
|---|-------------|-------------|
| 1. Obstruction not lighted (darkness) | -- | -- |
| 2. Obstruction not signaled (daylight) | -- | -- |
| 3. Foreign material on surface | 4 | 8 |
| 4. Poor surface | 3 | 31 |
| 5. Others | 2 | 8 |
| Total defects | 9 | 47 |
| 6. Road under construction | -- | -- |
| 7. Road not under construction | 9270 | 7042 |
| 8. Not stated | -- | -- |
| Total accidents | 9270 | 7042 |
| 9. Road-wet, muddy | 1838 | 1116 |
| 10. Road-snowy, icy | 661 | 766 |
| 11. Weather-cloudy, rain, snow, fog, etc. | 3351 | 2508 |
| Total hazards | 5850 | 4390 |

APPROXIMATE SPEEDS

| | 1942 | 1943 |
|---|--------------|--------------|
| 1. Standing still (excl. proper parking location) | 2330 | 2076 |
| 2. 0-10 miles per hour | 3021 | 2628 |
| 3. 11-20 miles per hour | 6238 | 6577 |
| 4. 21-30 miles per hour | 1374 | 635 |
| 5. 31-40 miles per hour | 220 | 160 |
| 6. 41-50 miles per hour | 7 | 4 |
| 7. 51 miles per hour and over | 1 | 2 |
| 8. Not stated | 4723 | 1453 |
| Total operators | 17914 | 13535 |

The above tabulation relative to approximate speeds will indicate that most accidents occur at speeds between 11 and 20 miles per hour. This possibly would be accounted for in rear end collisions that occur at signal controlled intersections. These speeds as indicated are in most cases not accurate for the reason they are estimated by the operator to the investigating officer. Therefore, it is just a case of taking the word of the operator. However, in instances where skid marks are laid down, the exact speed can be determined.

- 1. Chief of Police
- 2. Inspector, Staff Office
- 3. Inspector of Police
- 4. Inspector of Detectives
- 5. Inspector of Traffic
- 6. Sup't. Ident. Bureau
- 7. Cap't., No. 1 Station
- 8. Cap't., No. 2 Station
- 9. Captains of Detectives
- 10. Record Bureau

CITY OF TOLEDO

OHIO

DIVISION OF POLICE



RAY E. ALLEN
Chief of Police

DIRECTIONAL ANALYSIS

**Two motor Vehicles
Intersectional Accidents**

| | | <u>1942</u> | <u>1943</u> |
|--------------|--|-------------|-------------|
| 1. | a Both straight-from same direction | 656 | 492 |
| | b Same-from opposite direction | 216 | 210 |
| | c Same-at angle | 1884 | 1422 |
| 2. | a One right-one straight from same direction | 152 | 125 |
| | b Same-from opposite direction | 31 | 32 |
| | c Same-at angle | 192 | 171 |
| 3. | a One left-one straight from same direction | 240 | 173 |
| | b Same-from opposite direction | 307 | 158 |
| | c Same-at angle | 236 | 245 |
| 4. | a One stopped-other same direction | 565 | 334 |
| | b Same-other from opposite direction | 18 | 16 |
| | c Same-other at angle | 35 | 12 |
| 5. | a All others-from same direction | 731 | 471 |
| | b Same-from opposite direction | 64 | 51 |
| | c Same-at angle | 134 | 93 |
| 6. | Not stated | 1 | 3 |
| Total | | 5462 | 4008 |

**Two motor Vehicles
Non-Intersectional Accidents**

| | | <u>1942</u> | <u>1943</u> |
|--------------|---|-------------|-------------|
| 1. | a Opposite direction-head on collisions | 35 | 46 |
| | b Same-angle or sideswipe collision | 167 | 166 |
| 2. | a Same-rear end collision | 236 | 151 |
| | b Same-angle or sideswipe collision | 161 | 139 |
| 3. | a One car parked-proper location | 589 | 495 |
| | b Same-improper location | 46 | 38 |
| | c One car stopped in traffic | 153 | 82 |
| 4. | One car leaving parked position | 390 | 312 |
| 5. | One car entering, leaving alley, driveway | 350 | 278 |
| 6. | All others | 370 | 218 |
| 7. | Not stated | | |
| Total | | 2497 | 1925 |

- Chief of Police
- Sup't. Ident. Bureau
- 2. Inspector, Staff Office
- 7. Cap't., No. 1 Station
- 3. Inspector of Police
- 8. Cap't., No. 2 Station
- 4. Inspector of Detectives
- 9. Captains of Detectives
- 5. Inspector of Traffic
- 10. Record Bureau



CITY OF TOLEDO

OHIO

DIVISION OF POLICE

7.

RAY E. ALLEN
Chief of Police

RAY E. ALLEN
Chief of Police

SEX OF DRIVERS INVOLVED

Pedestrian Directional Analysis
All other Types

| | 1942 | 1943 |
|---------------------------------|------|------|
| Pedestrian Directional Analysis | 625 | 559 |
| All other Types | 688 | 551 |

GRAND TOTAL ALL ACCIDENTS

| | 1942 | 1943 |
|---------------------------|------|------|
| Male Drivers | 9272 | 7043 |
| Female Drivers | 1951 | 1747 |
| Sex of Drivers not stated | 1036 | 853 |

CONDITIONS OF VEHICLES INVOLVED

| | 1942 | 1943 |
|---|------------|-----------|
| 1. Defective brakes | 44 | 47 |
| 2. Both headlights out | 1 | 3 |
| 3. Headlight insufficient or one out | 4 | 8 |
| 4. Headlights glaring | 2 | 2 |
| 5. Rear lights insufficient or out | 7 | 6 |
| 6. Other lights or reflectors deficient | 13 | 8 |
| 7. Steering mechanism defective | 9 | 6 |
| 8. Puncture or blowouts | -- | 2 |
| 9. Other defects | 21 | 14 |
| Total conditions | 101 | 94 |

RESIDENCE OF DRIVERS

| | 1942 | 1943 |
|--|--------------|--------------|
| 1. Resident of the City | 13329 | 10797 |
| 2. Resident within metropolitan district | 401 | 1296 |
| 3. Resident elsewhere | 543 | 1265 |
| 4. Not stated | 3641 | 177 |
| Total drivers involved | 17914 | 13535 |

AGE OF DRIVER

| | 1942 | 1943 |
|-----------------------------------|--------------|--------------|
| 1. Under 16 years of age | 299 | 262 |
| 2. Between 17 and 20 years of age | 1744 | 817 |
| 3. Between 21 and 24 years of age | 1472 | 730 |
| 4. Between 25 and 44 years of age | 6260 | 5245 |
| 5. Between 45 and 64 years of age | 2960 | 2477 |
| 6. 65 years of age and over | 269 | 260 |
| 7. Not Stated | 4910 | 3747 |
| Total drivers recorded | 17914 | 13535 |

- 1. Chief of Police
- 2. Inspector, Staff Office
- 3. Inspector of Police
- 4. Inspector of Detectives
- 5. Inspector of Traffic
- 6. Sup't. Ident. Bureau
- 7. Cap't., No. 1 Station
- 8. Cap't., No. 2 Station
- 9. Captains of Detectives
- 10. Record Bureau



CITY OF TOLEDO
OHIO

RAY E. ALLEN
Chief of Police

DIVISION OF POLICE

8.

SEX OF DRIVERS INVOLVED

| | 1942 | 1943 |
|---------------------------|--------------|--------------|
| Drivers in violation | 7770 | 6473 |
| Drivers not in violation | | |
| | <u>1942</u> | <u>1943</u> |
| Male Drivers | 14927 | 10935 |
| Female Drivers | 1951 | 1747 |
| Sex of drivers not stated | 1036 | 853 |
| Total drivers involved | <u>17914</u> | <u>13535</u> |
| Total accidents | 9270 | 7042 |

IMPROPER DRIVING

| | 1942 | 1943 |
|--|-------------|-------------|
| 1. Exceeding stated speed limit | 163 | 121 |
| 2. Exceeding safe speed-but not stated limit | 1 | 15 |
| 3. Exceeding safe speed-no stated limit | 19 | 1 |
| 4. Did not have right of way | 2118 | 1671 |
| 5. Following too closely | 185 | 144 |
| 6. Drove through safety zone | 5 | 14 |
| 7. Passing standing street car | 3 | 6 |
| 8. Passing on hill | 2 | 4 |
| 9. Passing on curve | 3 | 3 |
| 10. Cutting in | 177 | 198 |
| 11. Other improper driving | 351 | 213 |
| 12. On wrong side of road-not in passing | 216 | 198 |
| 13. Failure to signal or improper signal | 435 | 300 |
| 14. Improper turn-wide right turn | 165 | 97 |
| 15. Same-cut corner on left turn | 128 | 84 |
| 16. Same-turned from wrong lane | 52 | 40 |
| 17. Other improper turning | 121 | 119 |
| 18. Disregarded Police Officer | 2 | 10 |
| 19. Disregarded stop and go light | 237 | 191 |
| 20. Disregarded stop sign or signal | 288 | 234 |
| 21. Disregarded warning sign or signal | 73 | 89 |
| 22. Disregarded other traffic control device | 5 | 3 |
| 23. Improper starting from parked position | 398 | 315 |
| 24. Improper parking location | 56 | 51 |
| 25. Failed to turn on lights | 44 | 73 |
| 26. Car not under control | 1643 | 1513 |
| 27. Other violations | 880 | 767 |
| Total violations | <u>7770</u> | <u>6473</u> |

- 1. Chief of Police
- 2. Inspector, Staff Office
- 3. Inspector of Police
- 4. Inspector of Detectives
- 5. Inspector of Traffic
- 6. Sup't. Ident. Bureau
- 7. Cap't., No. 1 Station
- 8. Cap't., No. 2 Station
- 9. Captains of Detectives
- 10. Record Bureau

WILLIAM E. ALLEN
Chief of Police



CITY OF TOLEDO

OHIO

DIVISION OF POLICE

9.

| | 1942 | 1943 |
|-------------------------------------|--------------|--------------|
| MISCELLANEOUS EVENTS | | |
| Drivers in violation | 7770 | 6473 |
| Drivers not in violation | 10144 | 7062 |
| Total drivers | 17914 | 13535 |
| Accidents involving a violation | 7770 | 6473 |
| Accidents not involving a violation | 1500 | 569 |
| Total accidents | 9270 | 7042 |

WHAT THE PEDESTRIANS WERE DOING

| | 1942 | 1943 |
|---|------------|------------|
| CONDITION OF DRIVERS | | |
| 1. a Had been drinking, obviously drunk | 234 | 190 |
| b Same-ability impaired | 41 | 60 |
| c Same-ability not impaired | 2 | 12 |
| d Same-not known whether impaired | 400 | 509 |
| 2. Physical defect (eyesight) | 10 | 7 |
| 3. Sleepy, fatigued | 6 | 8 |
| 4. Apparently asleep | 19 | 18 |
| 5. Other handicaps | 9 | 10 |
| Total operators | 721 | 814 |

VISION OBSCUREMENTS OF OPERATORS

| | 1942 | 1943 |
|---------------------------------------|------------|------------|
| 1. Rain, snow, etc., on windshields | 42 | 46 |
| 2. Windshield-other obscured | 2 | 7 |
| 3. Vision obscured by load on vehicle | 6 | 2 |
| 4. Trees, bushes, etc. | 9 | 33 |
| 5. Building | 18 | 38 |
| 6. Embankment | 8 | 2 |
| 7. Signboards, etc. | 23 | 24 |
| 8. Parked cars | 121 | 109 |
| 9. Others | 71 | 66 |
| Total vision obscurements | 300 | 327 |

Total pedestrians

- 1. Chief of Police
- 2. Inspector, Staff Office
- 3. Inspector of Police
- 4. Inspector of Detectives
- 5. Inspector of Traffic
- 6. Sup't. Ident. Bureau
- 7. Cap't., No. 1 Station
- 8. Cap't., No. 2 Station
- 9. Captains of Detectives
- 10. Record Bureau



CITY OF TOLEDO

OHIO

DIVISION OF POLICE

MISCELLANEOUS EVENTS

| | 1942 | 1943 |
|----------------------------|------------|------------|
| 1. Avoiding vehicles | 29 | 43 |
| 2. Vehicle skidded | 477 | 520 |
| 3. Hit-run accidents | 159 | 68 |
| Total Miscellaneous | 665 | 631 |

WHAT THE PEDESTRIANS WERE DOING

| | 1942 | 1943 |
|--|------------|------------|
| 1.a Crossing at intersection with signal | 116 | 96 |
| b Same-against signal | 66 | 47 |
| c Same-no signal | 109 | 107 |
| d Same-diagonally | 19 | 17 |
| 2. Crossing not at intersection | 214 | 191 |
| 3. Crossing from behind parked cars | 46 | 37 |
| 4. Walking in roadway | 16 | 14 |
| 5. Getting on or off street cars | 5 | 9 |
| 6. Getting on or off other vehicles | 5 | 11 |
| 7. Working in Roadway | 14 | 14 |
| 8. Playing in roadway | 19 | 13 |
| 9. Hitching on vehicle | -- | 7 |
| 10. Lying in Roadway | 4 | 1 |
| 11. Not in roadway | 13 | 15 |
| 12. Not stated | 2 | 4 |
| Total pedestrian movements | 648 | 583 |

CONDITION OF PEDESTRIAN

| | 1942 | 1943 |
|--|-----------|-----------|
| 1.a Had been drinking, obviously drunk | 21 | 17 |
| b Same-ability impaired | -- | 3 |
| c Same-ability not impaired | -- | -- |
| d Same-not known whether impaired | 9 | 13 |
| 2. Physical defect | 3 | 2 |
| 3. Other handicaps | 1 | 7 |
| Total pedestrians | 34 | 42 |



CITY OF TOLEDO

OHIO



RAY E. ALLEN
Chief of Police

DIVISION OF POLICE

11.

RESIDENCES OF PEDESTRIANS

| | 1942 | 1943 |
|--------------------------------------|------------|------------|
| 1. Resident of the City | 601 | 553 |
| 2. Resident of metropolitan district | 35 | 14 |
| 3. Resident elsewhere | 12 | 8 |
| 4. Not stated | -- | 8 |
| | <u>648</u> | <u>583</u> |

FIVE YEARS OF ACCIDENTS IN TOLEDO

| YEAR | Total accidents | Percent Increase Decrease | Non-Inj. Acc. | Percent Increase Decrease | Inj. Acc. | Percent Injury Accidents | Fatal Acc. | Percent Increase Decrease |
|------|-----------------|---------------------------|---------------|---------------------------|-----------|--------------------------|------------|---------------------------|
| 1939 | 9375 | 6 inc. | 7850 | 7 inc. | 1484 | 1 inc. | 42 | 12 dec. |
| 1940 | 10481 | 12 inc. | 8796 | 12 inc. | 1645 | 10 inc. | 40 | 5 dec. |
| 1941 | 11474 | 9 inc. | 9654 | 9 inc. | 1772 | 7 inc. | 50 | 25 inc. |
| 1942 | 9270 | 18 dec. | 7761 | 19 dec. | 1481 | 16 dec. | 28 | 44 dec. |
| 1943 | 7042 | 24 dec. | 5685 | 26 dec. | 1311 | 12 dec. | 46 | 60 inc. |

DAYLIGHT AND DARKNESS ACCIDENTS

| | 1939 | 1943 |
|-------|------|------|
| TOTAL | 1481 | 7042 |

DAYLIGHT DAWN

DARKNESS DUSK

| YEAR | FATAL | INJURY | NON INJ. TOTAL | FATAL | INJ. | NON INJ. TOTAL | GRAND TOTAL |
|------|-------|--------|----------------|-------|------|----------------|-------------|
| 1939 | 9 | 722 | 4483 | 32 | 762 | 3367 | 9375 |
| 1940 | 13 | 822 | 5419 | 27 | 823 | 3377 | 10481 |
| 1941 | 16 | 983 | 6006 | 32 | 789 | 3648 | 11474 |
| 1942 | 10 | 766 | 4710 | 18 | 715 | 3051 | 9270 |
| 1943 | 20 | 714 | 3602 | 26 | 597 | 2083 | 7042 |

It will be noted that December, 1943, was an exceptional month for fatalities, injuries and property accidents. During December, there were 13 persons killed in traffic accidents. Eight of these fatalities occurring on Mondays.

- 1. Chief of Police
- 2. Inspector, Staff Office
- 3. Inspector of Police
- 4. Inspector of Detectives
- 5. Inspector of Traffic
- 6. Sup't. Ident. Bureau
- 7. Cap't., No. 1 Station
- 8. Cap't., No. 2 Station
- 9. Captains of Detectives
- 10. Record Bureau

CITY OF TOLEDO

OHIO

DIVISION OF POLICE

12.

RAY E. ALLEN
Chief of Police

| YEAR | ACCIDENTS | PERCENT DAYLIGHT | PERCENT DARKNESS |
|------|-----------|------------------|------------------|
| 1939 | 9375 | 56 | 44 |
| 1940 | 10481 | 60 | 40 |
| 1941 | 11474 | 63 | 37 |
| 1942 | 9270 | 59 | 41 |
| 1943 | 7041 | 62 | 38 |

(It is noticeable during 1943 that darkness accidents decreased and daylight accidents increased.)

ACCIDENTS BY THE MONTH

| YEAR | 1942 | | | | 1943 | | | |
|--------------|------------|-------------|-----------------|-----------------|------------|-------------|-----------------|-----------------|
| | FATAL ACC. | INJ. ACC. | PROPERTY DAMAGE | TOTAL ACCIDENTS | FATAL ACC. | INJ. ACC. | PROPERTY DAMAGE | TOTAL ACCIDENTS |
| Jan. | 5 | 148 | 866 | 1019 | 2 | 119 | 754 | 875 |
| Feb. | 3 | 122 | 829 | 954 | 2 | 87 | 400 | 489 |
| Mar. | 2 | 155 | 694 | 851 | 1 | 100 | 451 | 552 |
| Apr. | 1 | 117 | 596 | 714 | 4 | 84 | 409 | 496 |
| May | 0 | 120 | 611 | 731 | 4 | 96 | 491 | 591 |
| June | 1 | 108 | 585 | 694 | 2 | 120 | 433 | 555 |
| July | 4 | 116 | 553 | 673 | 1 | 106 | 406 | 513 |
| Aug. | 5 | 116 | 569 | 690 | 4 | 113 | 403 | 520 |
| Sept. | 1 | 118 | 591 | 710 | 4 | 114 | 436 | 554 |
| Oct. | 1 | 110 | 634 | 745 | 5 | 119 | 481 | 605 |
| Nov. | 2 | 110 | 579 | 691 | 4 | 124 | 464 | 592 |
| Dec. | 3 | 141 | 654 | 798 | 12 | 129 | 557 | 699 |
| TOTAL | 28 | 1481 | 7761 | 9270 | 46 | 1311 | 5685 | 7042 |

It will be noted in the monthly tabulation for all accidents that practically four months out of the year are generally responsible for the greatest percentage of not only injury but property damage accidents. The rise usually starts in October gradually increases until it reaches a peak which in most years is January and then the experience decreases until March. However, this can be accounted for, for the reason that our days are shorter, our driving conditions are more hazardous and with pedestrians, the problem is practically the same as they dress in dark clothes and are careless in their activities.

It will be noted that December, 1943, was an exceptional month for fatalities, injuries and property accidents. During December, there were 13 persons killed in traffic accidents. Eight of these fatalities occurring on Mondays.

- 1. Chief of Police
- 2. Inspector, Staff Office
- 3. Inspector of Police
- 4. Inspector of Detectives
- 5. Inspector of Traffic
- 6. Sup't. Ident. Bureau
- 7. Cap't., No. 1 Station
- 8. Cap't., No. 2 Station
- 9. Captains of Detectives
- 10. Record Bureau



CITY OF TOLEDO

OHIO

RAY E. ALLEN
Chief of Police

DIVISION OF POLICE

INVESTIGATIONAL ACTIVITIES OF ACCIDENT SQUADS - 1943

| MONTH | FATAL ACCIDENTS | INJURY ACCIDENTS | RUNS MADE | TOTAL INVES. | PHOTOS TAKEN | ENLARGE-MENTS |
|--------------|-----------------|------------------|-----------------|-----------------|---------------|----------------|
| Jan. | 2 | 119 | 78 | 339 | 79 | 66 |
| Feb. | 2 | 87 | 80 | 304 | 90 | 92 |
| March | 1 | 100 | 70 | 286 | 86 | 70 |
| April | 4 | 84 | 65 | 275 | 97 | 74 |
| May | 4 | 96 | 46 | 241 | 97 | 88 |
| June | 2 | 120 | 76 | 279 | 85 | 74 |
| July | 1 | 106 | 54 | 225 | 64 | 48 |
| Aug. | 4 | 113 | 81 | 336 | 122 | 90 |
| Sept. | 4 | 114 | 75 | 286 | 75 | 39 |
| Oct. | 5 | 119 | 65 | 302 | 115 | 104 |
| Nov. | 4 | 124 | 93 | 355 | 115 | 102 |
| Dec. | 13 | 129 | 93 | 350 | 93 | 76 |
| TOTAL | 46 | 1311 | 876 | 3578 | 1118 | 923 |
| 1942 | | | | | | |
| Total | 28 | 1481 | 1302 | 4307 | 1125 | 967 |
| 1943 | | | | | | |
| Inc. | 18 inc. | 170 dec. | 426 dec. | 729 dec. | 7 dec. | 44 dec. |
| Dec. | | | | | | |

- 1. Chief of Police
- 2. Inspector, Staff Office
- 3. Inspector of Police
- 4. Inspector of Detectives
- 5. Inspector of Traffic
- 6. Sup't. Ident. Bureau
- 7. Cap't., No. 1 Station
- 8. Cap't., No. 2 Station
- 9. Captains of Detectives
- 10. Record Bureau

RAY E. ALLEN
Chief of Police



RAY E. ALLEN
Chief of Police

CITY OF TOLEDO

OHIO

DIVISION OF POLICE

ARREST ACTIVITIES OF ACCIDENT SQUADS

The tabulation below will indicate activities by the Investigation Squad other than their regular reports.

| | 1942 | 1943 |
|----------------------------------|------------|------------|
| Speeding | 13 | 12 |
| Running Red Lights | 122 | 76 |
| Reckless Driving | 74 | 85 |
| Driving under influence | 16 | 23 |
| Pedestrian right of way | 15 | 27 |
| Miscellaneous | 116 | 327 |
| Disturbance | | |
| Soliciting towing accident scene | | |
| Drunk and disorderly | | |
| Assault and battery | | |
| False Fire Alarms | | |
| Begging | | |
| All Others | | |
| TOTAL | 254 | 550 |
| TOTAL CONVICTIONS | 204 | 439 |
| Total | 109 | 50 |

This tabulation indicates that we have experienced an increase in enforcement which can somewhat be explained by our accident experience. It will be noted that an increase in driving under the influence of alcohol and reckless driving appears in this report. We are aware that in every accident a violation is apparent. However, in a large number of cases there is insufficient evidence to prove the violation in court. Some of our judges are unwilling to convict drivers upon the testimony of the officers unless these officers have actually witnessed the driving and violation. A large percent of drivers are unwilling to appear in court against a defendant after their damages have been adjusted. These situations do not make for good traffic enforcement.

Most of the time spent in courts by Officer 97, was on their own time and when off duty.

- 1. Chief of Police
- 2. Inspector, Staff Office
- 3. Inspector of Police
- 4. Inspector of Detectives
- 5. Inspector of Traffic
- 6. Sup't. Ident. Bureau
- 7. Cap't., No. 1 Station
- 8. Cap't., No. 2 Station
- 9. Captains of Detectives
- 10. Record Bureau

CITY OF TOLEDO

OHIO

DIVISION OF POLICE

15.



RAY E. ALLEN
Chief of Police

The tabulation below will indicate activities by the Investigation Squad other than their regular assignments.

| <u>MISCELLANEOUS ARRESTS</u> | <u>PER CENT OF TOTAL CONV.</u> | <u>TOTAL FATAL AND INJURY ACCIDENTS</u> | <u>1942</u> | <u>1943</u> |
|----------------------------------|--------------------------------|---|-------------|-------------|
| Material witness | | | 28 | 20 |
| Recovered Autos | 68 | 1225 | 8 | 7 |
| Disturbance | 88 | 1295 | 3 | 2 |
| Soliciting towing accident scene | | 1293 | 8 | 1 |
| Drunk and disorderly | 72 | 1502 | 50 | 6 |
| Assault and battery | 74 | 1390 | 2 | 1 |
| False Fire Alarms | | | 2 | 0 |
| Begging | | | 8 | 0 |
| All Others | | | 0 | 13 |
| Total | | | 109 | 50 |

The Accident Investigation Squad spent a total of 448 hours in Traffic Court, and 127 hours in Common Pleas Court. Also 72 hours were spent before the Grand Jury. As Officer Cook did all the developing and enlarging for the Traffic Bureau, there was no necessity for the members of Cruiser 97 to do this work. This system results in the saving to the city in the way of chemicals and papers. There were 110 pictures taken for the Building Inspector and Coast Guard and 60 pictures were taken for the Fire Department, Bureau of Fire Prevention.

Most of the time spent in courts by Cruiser 97, was on their own time and when off duty.

The entire tabulation above is presented here only to comply with the request of the Federal Bureau of Investigation. You will note it does not include breakdowns which are universally considered as pertinent to information. This is a matter of record for the government only.

- | | | | | |
|-------------------------|----------------------------|--------------------------|----------------------------|-------------------------|
| 1. Chief of Police | 2. Inspector, Staff Office | 3. Inspector of Police | 4. Inspector of Detectives | 5. Inspector of Traffic |
| 6. Sup't. Ident. Bureau | 7. Cap't., No. 1 Station | 8. Cap't., No. 2 Station | 9. Captains of Detectives | 10. Record Bureau |

RAY E. ALLEN
Chief of Police



RAY E. ALLEN
Chief of Police

CITY OF TOLEDO

OHIO

DIVISION OF POLICE

FIVE YEARS OF MOVING VEHICLE VIOLATIONS, CONVICTIONS
AND
ENFORCEMENT INDEX

| YEAR | TOT. ARR. FOR MOV. VIOL. | TOTAL SUCH CONV. | PER CENT OF TOTAL CONV. | TOTAL FATAL AND INJURY ACCIDENTS | ENFORCEMENT RATIO IN THE PER CENT OF THE ACCIDENTS |
|------|--------------------------|------------------|-------------------------|----------------------------------|--|
| 1939 | 16492 | 13302 | 60 | 1525 | 8.7 |
| 1940 | 17033 | 15101 | 88 | 1685 | 9.9 |
| 1941 | 23360 | 16633 | 71 | 1820 | 9.1 |
| 1942 | 19156 | 14090 | 73 | 1509 | 9.3 |
| 1943 | 12478 | 9226 | 74 | 1356 | 6.8 |

PERSONS CHARGED BY POLICE FOR VIOLATIONS OF TRAFFIC
AND
MOTOR VEHICLE LAWS

| NATURE OF VIOLATIONS | RELEASED BY POLICE, NO FORMAL CHARGE | TOTAL PERSONS CHARGED | ARRESTED | SUMMONED CITED OR NOTIFIED |
|--|--------------------------------------|-----------------------|------------|----------------------------|
| 1. Speeding | | 326 | | 326 |
| 2. Reckless Driving | | 224 | | 224 |
| 3. Driving under influence | | 68 | 68 | |
| 4. Non-observance of signal traffic lights | | 1934 | | 1934 |
| 5. Improper license or registration | | 2267 | | 2267 |
| 6. Illegal Parking | 2343 | 68755 | | 68755 |
| 7. Pedestrian violations | | --- | | --- |
| 8. Thru Streets | | 3720 | | 3720 |
| 9. All other violations | | 3939 | 289 | 3939 |
| TOTALS | 2343 | 81233 | 357 | 81165 |

The entire tabulation above is presented here only to comply with the request of the Federal Bureau of Investigation. You will note it does not include breakdowns which are universally considered as pertinent to information. This is a matter of record for the government only.

- 1. Chief of Police
- 2. Inspector, Staff Office
- 3. Inspector of Police
- 4. Inspector of Detectives
- 5. Inspector of Traffic
- 6. Sup't. Ident. Bureau
- 7. Cap't., No. 1 Station
- 8. Cap't., No. 2 Station
- 9. Captains of Detectives
- 10. Record Bureau



CITY OF TOLEDO

OHIO

DIVISION OF POLICE

17.

RAY E. ALLEN
Chief of Police

MAJOR OFFENSES CLEARED AND UNCLEARED

| CLASSIFICATION | 1942 | | | 1943 | | |
|---------------------|--------------|-------------|--------------|--------------|-------------|--------------|
| | CLEARED | UNCLEARED | TOTAL | CLEARED | UNCLEARED | TOTAL |
| Speeding | 546 | 105 | 651 | 258 | 68 | 326 |
| Reckless Driving | 265 | 12 | 277 | 206 | 18 | 224 |
| Driving under infl. | 139 | 4 | 143 | 65 | 3 | 68 |
| Running red light | 3283 | 924 | 4207 | 1489 | 445 | 1934 |
| Open Muffler | 325 | 137 | 462 | 101 | 35 | 136 |
| Section 21 | 158 | 37 | 195 | 68 | 24 | 92 |
| Miscellaneous | 11623 | 1598 | 13221 | 8377 | 1321 | 9698 |
| TOTAL | 16339 | 2817 | 19156 | 10564 | 1914 | 12478 |

VIOLATIONS - ARRESTS - CITATION SUMMARY

| CLASSIFICATION | 1942 | 1943 |
|---|---------------|--------------|
| Speeding | 651 | 326 |
| Reckless Driving | 277 | 224 |
| Driving under influence of alcohol | 143 | 68 |
| Parking Overtime including meter zones | 24128 | 24290 |
| Parking restricted zones | 9388 | 9009 |
| Parking improper lights | 10350 | 7652 |
| Miscellaneous violations | 23322 | 13931 |
| Total Violations Cleared | 68259 | 55500 |
| Less Major Offenses included in above listing | 19156 | 12478 |
| Total Minor Violations Cleared | 49103 | 43022 |
| Violators known to reside out of City Limits unable to get service; remain uncleared | 4850 | |
| Violators known to reside in other states unable to get service; remain uncleared | 15590 | 8644 |
| Violators who failed to appear; warrant issued; moved after registration; (fictitious address when registration was issued) remain uncleared | 40616 | 30670 |
| Total Minor Violations | 110159 | 82336 |

- 1. Chief of Police
- 2. Inspector, Staff Office
- 3. Inspector of Police
- 4. Inspector of Detectives
- 5. Inspector of Traffic
- 6. Sup't. Ident. Bureau
- 7. Cap't., No. 1 Station
- 8. Cap't., No. 2 Station
- 9. Captains of Detectives
- 10. Record Bureau

CITY OF TOLEDO

OHIO

DIVISION OF POLICE

18.

RAY E. ALLEN
Chief of Police

POLICE SIGN SHOP ACTIVITIES

CLASSIFICATION

1943

| | | | |
|---|--------------|--|------|
| 90 Minute Parking | 7 AM to 6 PM | | 755 |
| 60 Minute Parking | " | | 370 |
| 30 Minute Parking | " | | 180 |
| 15 Minute Parking | " | | 454 |
| 90 Minute Meter Parking | " | | 9 |
| 60 Minute Meter Parking | " | | 147 |
| 30 Minute Meter Parking | " | | 7 |
| No Parking At Any Time | | | 2770 |
| No Parking Here to Corner | | | 1096 |
| No Parking Between Signs | | | 125 |
| No Parking Shipping Zone | | | 233 |
| No Parking Public Building Entrance | | | 206 |
| No Parking Theatre Entrance | | | 45 |
| No Parking Church Entrance | | | 89 |
| No Parking 7 AM to 6 PM | | | 161 |
| No Parking Bus Only | | | 144 |
| No Parking Cross Walk | | | 25 |
| No Parking in Driveway | | | 317 |
| No Parking in Alley | | | 17 |
| No Parking Here to Corner from 7 AM to 6 PM | | | 43 |
| No Parking Funeral Sign In | | | 176 |
| No Parking Funeral Sign Out | | | 178 |
| No Parking Reserve Special In | | | 263 |
| No Parking Reserve Special Out | | | 211 |
| No Parking Fire Route | | | 16 |
| No Parking Here to Railroad | | | 32 |
| No Parking Reserve Special Meter Caps In | | | 662 |
| No Parking Reserve Special Meter Caps Out | | | 666 |
| School Zone 20 Mile | | | 672 |
| Stop Button Type | | | 754 |
| Stop Old Type | | | 1894 |
| Public Taxi Stand | | | 13 |
| One Way Arrow | | | 248 |
| One Way Do Not Enter | | | 204 |
| Slow Danger | | | 79 |
| Stop Here for Red Light | | | 42 |
| Stop Sign Ahead | | | 29 |
| Stop for Red Light then turn right on Red or Green- | | | 1 |
| Keep Right | | | 122 |
| Keep Left | | | 26 |
| No Right Turn | | | 49 |
| No Left Turn | | | 45 |
| Speed Limit 35 Miles | | | 56 |
| Dead End Street | | | 6 |
| No Angle Parking | | | 26 |
| Boulevard Trucks Prohibited | | | 79 |
| Reflectors Small and Large | | | 31 |
| Church Signs In | | | 1030 |

- | | | | | |
|-------------------------|----------------------------|--------------------------|----------------------------|-------------------------|
| 1. Chief of Police | 2. Inspector, Staff Office | 3. Inspector of Police | 4. Inspector of Detectives | 5. Inspector of Traffic |
| 6. Sup't. Ident. Bureau | 7. Cap't., No. 1 Station | 8. Cap't., No. 2 Station | 9. Captains of Detectives | 10. Record Bureau |

RAY E. ALLEN
Chief of Police



RAY E. ALLEN
Chief of Police

CITY OF TOLEDO

OHIO

DIVISION OF POLICE

20.

RECORDS OF FINES

While the total fines collected in the traffic court and the parking meter collections show a decrease of about 14 per cent, the traffic violations collected in the Traffic Bureau show a decrease of about 24 per cent over 1942. Collections in the Traffic Bureau from January 1, until September 1, 1943 showed a decided decrease over the corresponding months of 1942. From September until the year ended, we experienced a decrease in this type of collection. This can be explained by our acute shortage of personnel in the Police Department, the rationing of tires, the decrease of gasoline mileage in this territory and the thousands of drivers that are now in the armed forces and not driving an automobile.

The final tabulations of meter collections as reported by the parking meter collectors do not coincide with the figures of the Traffic Bureau. This can be explained by the fact that the meter collections for the year 1943 as reported by the collectors does not show collections for the last day in December as of 1943. In our tabulation of meter collections we show December 31 collections as of 1943.

Total Fines Assessed by
The total revenue for fines from all sources, decreased about 24 per cent over 1942. A procedure was adopted by this department in which each violator who does not appear in the required time to either pay a penalty or go to court, is notified by mail of the violation. By this system the Traffic Bureau mailed 39,314 letters. 1,047 cases, where the persons had moved since registration, and their mail had not been ordered forwarded, were returned to this office. In general, I believe this system to be very successful in the collection of traffic fines.

- | | | | | |
|-------------------------|----------------------------|--------------------------|----------------------------|-------------------------|
| 1. Chief of Police | 2. Inspector, Staff Office | 3. Inspector of Police | 4. Inspector of Detectives | 5. Inspector of Traffic |
| 6. Sup't. Ident. Bureau | 7. Cap't., No. 1 Station | 8. Cap't., No. 2 Station | 9. Captains of Detectives | 10. Record Bureau |



CITY OF TOLEDO

OHIO

RAY E. ALLEN
Chief of Police

RAY E. ALLEN
Chief of Police

DIVISION OF POLICE

PARKING METER REGULATION REPORT

SUMMARY OF FINES

| CLASSIFICATIONS | 1942 | | 1943 | |
|--|--------------|-------------------|--------------|-------------------|
| | FINED | AMOUNT | FINED | AMOUNT |
| \$1.00 Fines | 33997 | \$33997.00 | 30426 | \$30426.00 |
| \$2.00 Fines | 2772 | 5544.00 | 2012 | 4024.00 |
| \$3.00 Fines | 5922 | 17766.00 | 3809 | 11427.00 |
| \$5.00 Fines | 2004 | 10020.00 | 896 | 4480.00 |
| Juveniles | -- | -- | 63 | 208.00 |
| Total Violators fined in Bureau | 44695 | \$67327.00 | 37206 | \$50565.00 |

| | | |
|---|-------------------|-------------------|
| Total Fines Collected from Violators | \$67327.00 | \$50565.00 |
|---|-------------------|-------------------|

| | | |
|--|-------------------|-------------------|
| Total Fines Assessed by Traffic Court | \$25528.52 | \$17191.90 |
|--|-------------------|-------------------|

| | | |
|--|---------------------|--------------------|
| Total Collection Parking Meters | \$1117163.49 | \$100752.56 |
| TOTAL TRAFFIC REVENUE | \$210019.01 | \$168509.46 |

| 1942 | | 1943 | |
|---------------|-------------------|---------------|-------------------|
| Meters Issued | Revenue Collected | Meters Issued | Revenue Collected |
| 307 | 540.38 | 307 | 540.38 |
| 250 | | 250 | |
| 1000 | | 1000 | |
| 1250 | | 1250 | |

- 1. Chief of Police
- 2. Inspector, Staff Office
- 3. Inspector of Police
- 4. Inspector of Detectives
- 5. Inspector of Traffic
- 6. Sup't. Ident. Bureau
- 7. Cap't., No. 1 Station
- 8. Cap't., No. 2 Station
- 9. Captains of Detectives
- 10. Record Bureau

MELIA E YAN
Chief of Police



CITY OF TOLEDO
OHIO

DIVISION OF POLICE

PARKING METER REGULATION REPORT - 1943

| MONTH | DAYS | TAGS ISSUED | METERS COLLECTED | MONEY COLLECTED | (DAILY AVERAGE) | | | |
|-------|------|-------------|------------------|-----------------|-----------------|--------|----------|----------|
| | | | | | (TAGS) | METERS | 1943 | 1942) |
| Jan. | 25 | 2433 | 10722 | \$6360.44 | 97 | 428 | \$636.03 | \$356.04 |
| Feb. | 22 | 3007 | 10300 | 7417.26 | 135 | 468 | 337.14 | 387.89 |
| March | 26 | 2486 | 12460 | 8188.75 | 95 | 479 | 314.95 | 416.04 |
| April | 24 | 2665 | 11785 | 8430.90 | 111 | 491 | 351.28 | 394.27 |
| May | 25 | 3701 | 11930 | 8742.43 | 148 | 477 | 349.71 | 398.28 |
| June | 26 | 2828 | 13540 | 9851.77 | 108 | 520 | 378.91 | 396.71 |
| July | 26 | 2597 | 12874 | 8619.66 | 99 | 495 | 331.52 | 382.19 |
| Aug. | 24 | 3310 | 8590 | 8634.73 | 138 | 354 | 359.78 | 379.98 |
| Sept. | 25 | 2901 | 11221 | 8668.26 | 116 | 448 | 338.73 | 406.38 |
| Oct. | 23 | 2813 | 11810 | 8681.60 | 122 | 513 | 377.46 | 384.39 |
| Nov. | 24 | 2787 | 11004 | 8706.30 | 166 | 458 | 362.76 | 394.54 |
| Dec. | 26 | 2534 | 11859 | 8450.46 | 97 | 456 | 325.01 | 345.69 |

1943
Total 296 34062 138095 \$100752.56 (115 469 \$340.38 \$386.86)

1942
Total 306 41799 155422 \$117163.49 (137 512 \$386.86)

Inc
Dec 10 7737 17327 \$16410.93 (22 43 \$46.48)


| | | | |
|-----------------------|-------------|-----------------------|-------------|
| <u>1943</u> | | <u>1942</u> | |
| Days of meter parking | 296 | Days of meter parking | 306 |
| Tags issued | 34062 | Tags issued | 41799 |
| Meters collected | 138095 | Meters collected | 155422 |
| Revenue collected | \$100752.56 | Revenue collected | \$117163.49 |

| | | | |
|----------------------|------------|----------------------|------------|
| <u>DAILY AVERAGE</u> | | <u>DAILY AVERAGE</u> | |
| <u>1943</u> | | <u>1942</u> | |
| Tags issued | 115 Plus | Tags issued | 136 Plus |
| Meters collected | 466 " | Meters collected | 507 " |
| Revenue collected | \$340.38 " | Revenue collected | \$382.88 " |

| | | | |
|-----------------|----------|-----------------|----------|
| <u>REVENUE</u> | | <u>REVENUE</u> | |
| For 507 Meters | .67 Plus | For 507 Meters | .75 Plus |
| For 850 Meters | .40 " | For 850 Meters | .45 " |
| For 1000 Meters | .34 " | For 1000 Meters | .38 " |
| For 1250 Meters | .27 " | For 1250 Meters | .30 " |

- 1. Chief of Police
- 2. Inspector, Staff Office
- 3. Inspector of Police
- 4. Inspector of Detectives
- 5. Inspector of Traffic
- 6. Sup't. Ident. Bureau
- 7. Cap't., No. 1 Station
- 8. Cap't., No. 2 Station
- 9. Captains of Detectives
- 10. Record Bureau

RAY E. ALLEN
Chief of Police



CITY OF TOLEDO
OHIO

DIVISION OF POLICE

BUMMARY OF THE METER SERVICE SHEET FOR THE YEAR OF - 1943

| | |
|-----------------------------|-----------|
| 1. Meter complaints | 17039 |
| 2. Complaints justified | 12619 |
| 3. Complaints not justified | 4420 |
| 4. Parts purchased | \$8264.25 |
| 5. Run Down Meters | 1913 |
| 6. Meter Thefts | 206 |

PARKING METER SERVICE RECORD - 1943

| MONTH | RUN DOWN | METER COMPLAINT | COMPLAINT JUSTIFIED | COMPLAINT NOT JUSTIFIED | METER THEFTS | PARTS PURCHASED |
|--------------|-------------|-----------------|---------------------|-------------------------|--------------|------------------|
| Jan. | 308 | 1832 | 1485 | 347 | 53 | \$7850.00 |
| Feb. | 214 | 1608 | 1231 | 377 | 22 | |
| Mar. | 195 | 2055 | 1596 | 459 | 67 | |
| April | 105 | 1389 | 887 | 502 | 10 | 59.00 |
| May | 121 | 1555 | 1051 | 504 | 4 | |
| June | 101 | 1236 | 866 | 370 | 0 | |
| July | 55 | 1215 | 869 | 346 | 9 | 54.25 |
| Aug. | 221 | 1344 | 1023 | 321 | 15 | |
| Sept. | 194 | 1342 | 985 | 357 | 11 | 200.00 |
| Oct. | 194 | 1255 | 948 | 307 | 1 | |
| Nov. | 122 | 1153 | 899 | 254 | 6 | |
| Dec. | 83 | 1055 | 779 | 276 | 8 | 101.00 |
| TOTAL | 1913 | 17039 | 12619 | 4420 | 206 | \$8264.25 |

- 1. Chief of Police
- 2. Inspector, Staff Office
- 3. Inspector of Police
- 4. Inspector of Detectives
- 5. Inspector of Traffic
- 6. Sup't. Ident. Bureau
- 7. Cap't., No. 1 Station
- 8. Cap't., No. 2 Station
- 9. Captains of Detectives
- 10. Record Bureau

