


# ANNUAL REPORT

1962



CITY OF  
TOLEDO  
OHIO

# CITY OF TOLEDO OHIO



FRANK H. BACKSTROM  
CITY MANAGER

JOHN P. MANTON  
SAFETY DIRECTOR

DIVISION OF POLICE

SAFETY BUILDING

ZONE 2

ANTHONY A. BOSCH

CHIEF OF POLICE

TWX TO-159




To: Frank H. Backstrom, City Manager  
From: Anthony A. Bosch, Chief of Police  
Subject: 1962 Annual Report

In compliance with the provisions of Section 107 of the Toledo City Charter, I am respectfully submitting the following Annual Report of the activities and accomplishments of the Division of Police for the year ending December 31, 1962.

I wish to express my appreciation to the members of the division for their loyalty and efficiency in carrying out their assignments, and also express my appreciation to the members of the administration and the City Council for their cooperation in solving Division problems.

We will continue to face the problems which may arise and meet them courageously and within the powers and limitations of the law.

  
Anthony A. Bosch  
Chief of Police

AAB:dg

CRIME INDEX TREND

Percent of change in the Known Class 1 Crime for 1961 and 1962.

|  | TOLEDO       |               | National Trend for Cities of<br>250,000 to 500,000 population |               |
|--|--------------|---------------|---|---------------|
|  | <u>1962</u>  | <u>1961</u>   | <u>1962</u>   | <u>1961</u>   |
| 1. Murder - Non Negligent<br>Manslaughter          | +50.0%       | -9.1%         | +19.0%  | -6.0%         |
| 2. Forcible Rape                                   | +29.6%       | +8.0%         | + 6.0%  | +19.0%        |
| 3. Robbery   | + 7.5%       | - .3%         | + 8.0%  | + 2.0%        |
| 4. Aggravated Assault                              | + 7.4%       | - .5%         | + 3.0%  | + 4.0%        |
| 5. Burglary, Breaking,<br>Entering etc.            | -8.5%        | -10.2%        | + 5.0%  | + 3.0%        |
| 6. Larceny, Theft<br>(\$50 & over)<br>Except Autos | +10.5%       | +12.1%        | + 8.0%  | + 6.0%        |
| 7. Auto Theft                                      | <u>-7.3%</u> | <u>-11.1%</u> | <u>+ 13.0%</u>  | <u>+ 2.0%</u> |
| TOTAL INCREASE                                     | <u>+4.3%</u> | <u>2.4%</u>   | <u>+ 8.0%</u>   | <u>+ 3.0%</u> |

(+ Increase — - Decrease)

DIVISION OF POLICE BUDGET

Police Regular

|                                    | <u>1962</u>    | <u>1961</u>    | <u>1960</u>    |
|------------------------------------|----------------|----------------|----------------|
| Personal Service                   | \$2,949,402.00 | \$2,924,569.00 | \$2,850,557.00 |
| Supplies                           | \$ 137,825.00  | \$ 134,800.00  | \$ 159,100.00  |
| Contractual                        | \$ 9,285.00    | \$ 13,285.00   | \$ 15,000.00   |
| Maintenance                        | \$ 88,200.00   | \$ 82,600.00   | \$ 83,200.00   |
| 211 - 1143 Police<br>New Equipment | \$ 61,983.00   | \$ 54,245.00   | \$ 85,405.00   |
|                                    | <hr/>          | <hr/>          | <hr/>          |
| TOTAL                              | \$3,246,695.00 | \$3,212,949.00 | \$3,193,262.00 |

Police Civilian

|                                      | <u>1962</u>   | <u>1961</u>   | <u>1960</u>   |
|--------------------------------------|---------------|---------------|---------------|
| Personal Service                     | \$ 183,891.00 | \$ 181,400.00 | \$ 191,303.00 |
| Supplies                             | \$ 10,000.00  | \$ 10,000.00  | \$ 2,000.00   |
| Contractual                          | \$ 1,250.00   | \$ 1,080.00   | \$ -----      |
| 212 - Civilian<br>1143 New Equipment | \$ 9,580      | \$ 9,923.00   | \$ -----      |
|                                      | <hr/>         | <hr/>         | <hr/>         |
| TOTAL                                | \$ 204,721.00 | \$ 202,403.00 | \$ 193,303.00 |

REGULAR AND CIVILIAN  
GRAND TOTAL

|  |                |                |                |
|--|----------------|----------------|----------------|
|  | <hr/>          | <hr/>          | <hr/>          |
|  | \$3,451,416.00 | \$3,415,352.00 | \$3,386,565.00 |
|  | <hr/>          | <hr/>          | <hr/>          |

COST OF FEEDING PRISONERS

|      |            |
|------|------------|
| 1962 | \$8,175.52 |
| 1961 | \$8,310.30 |
| 1960 | \$8,552.90 |

1962

4.

ADMINISTRATIVE STAFF AND UNIT COMMAND

ANTHONY A. BOSCH

CHIEF OF POLICE

|  |                      |
|--|----------------------|
| Major - Bureau of Identification and Records | Paul T. Fakehany     |
| Major - Uniform Division                     | Arthur A. Beseske    |
| Major - Academy and Training                 | Charles W. Roth      |
| Major - Traffic                              | Frank J. Baumgartner |
| Major - Detectives                           | Edward J. Nasser     |

\* \* \* \* \*

|   |                     |
|---|---------------------|
| Captain - Uniform Shift                               | Albert W. Bernhagen |
| Captain - Uniform Shift                               | Nelson O. Moss      |
| Captain - Detective Administrative Assistant to Chief | Edward E. Meeker    |
| Captain - Detective Shift                             | Owen S. Green       |
| Captain - Academy and Training                        | Merl A. Gladieux    |
| Captain - Detective, Crime Prevention Bureau          | Norton H. Cassady   |
| Captain - Bureau of Identification and Records        | William G. Wiener   |
| Captain - Detective Shift                             | Marion A. Davey     |
| Captain - Detective, Homicide and Felony Squads       | Robert J. Duck      |
| Captain - Detective, Morals Squad                     | William J. Gray     |
| Captain - Detective Shift                             | Thomas C. O'Leary   |

Ranked by Total departmental seniority and title classification  
(As of December 31, 1962)

PENSIONS

|                 |               |            |
|-----------------|---------------|------------|
| July 1, 1962    | Francis Venia | Lieutenant |
| August 28, 1962 | Louis Haas    | Patrolman  |
| October 1, 1962 | Allen Relyea  | Captain    |

RESIGNATIONS

|                  |                   |           |
|------------------|-------------------|-----------|
| January 21, 1962 | Richard Lewis     | Patrolman |
| February 9, 1962 | Leonard Kaczmarek | Sergeant  |
| April 1, 1962    | Paul Segura       | Patrolman |
| October 27, 1962 | Jerry Chabler     | Patrolman |

DEATHS

|                   |   |           |
|-------------------|---|-----------|
| February 21, 1962 | Clarence Merce                                      | Patrolman |
| June 12, 1962     | Donald Brown<br>(Fatal Injuries in<br>Line of Duty) | Patrolman |
| July 12, 1962     | Martin Stein  | Patrolman |

Chief of Police

Secretary  
1 Secretary

Administrative Assistant  
1 Captain

Personnel & Assignments  
1 Sergeant

Uniform Patrol  
1 Major

Traffic Bureau  
1 Major

Detective Bureau  
1 Major

Identification Bureau  
1 Major

Academy & Range  
1 Major

Dispatcher  
1 Captain

Morals Squad  
1 Captain

Crime Prevention  
1 Captain

Motor Equipment  
1 Sergeant

3 Captains

3 Lieutenants

4 Captains

1 Captain

1 Captain

2 Lieutenants

1 Sergeant

2 Lieutenants

1 Patrolman

9 Lieutenants

4 Sergeants

16 Lieutenants

4 Lieutenants

1 Patrolman

8 Sergeants

10 Patrolmen

9 Sergeants

1 Patrolman

21 Sergeants

75 Patrolmen

20 Sergeants

3 Sergeants

13 Patrolmen

5 Policewomen

3 Patrolmen

1 Patrolman

237 Patrolmen

Men's Jail  
1 Sergeant

1 Patrolman

2 Patrolmen

1 Sergeant

13 Patrolmen

3 Patrolmen

Property Room  
1 Patrolman

9 Patrolmen

Prisoner Transport  
3 Patrolmen

Crime Lab  
1 Captain

Records Bureau  
1 Sergeant

1 Lieutenant

1 Sergeant

1 Lieutenant

1 Sergeant

9 Patrolmen

Courtroom  
4 Patrolmen

1 Lieutenant

1 Sergeant

1 Sergeant

1 Sergeant

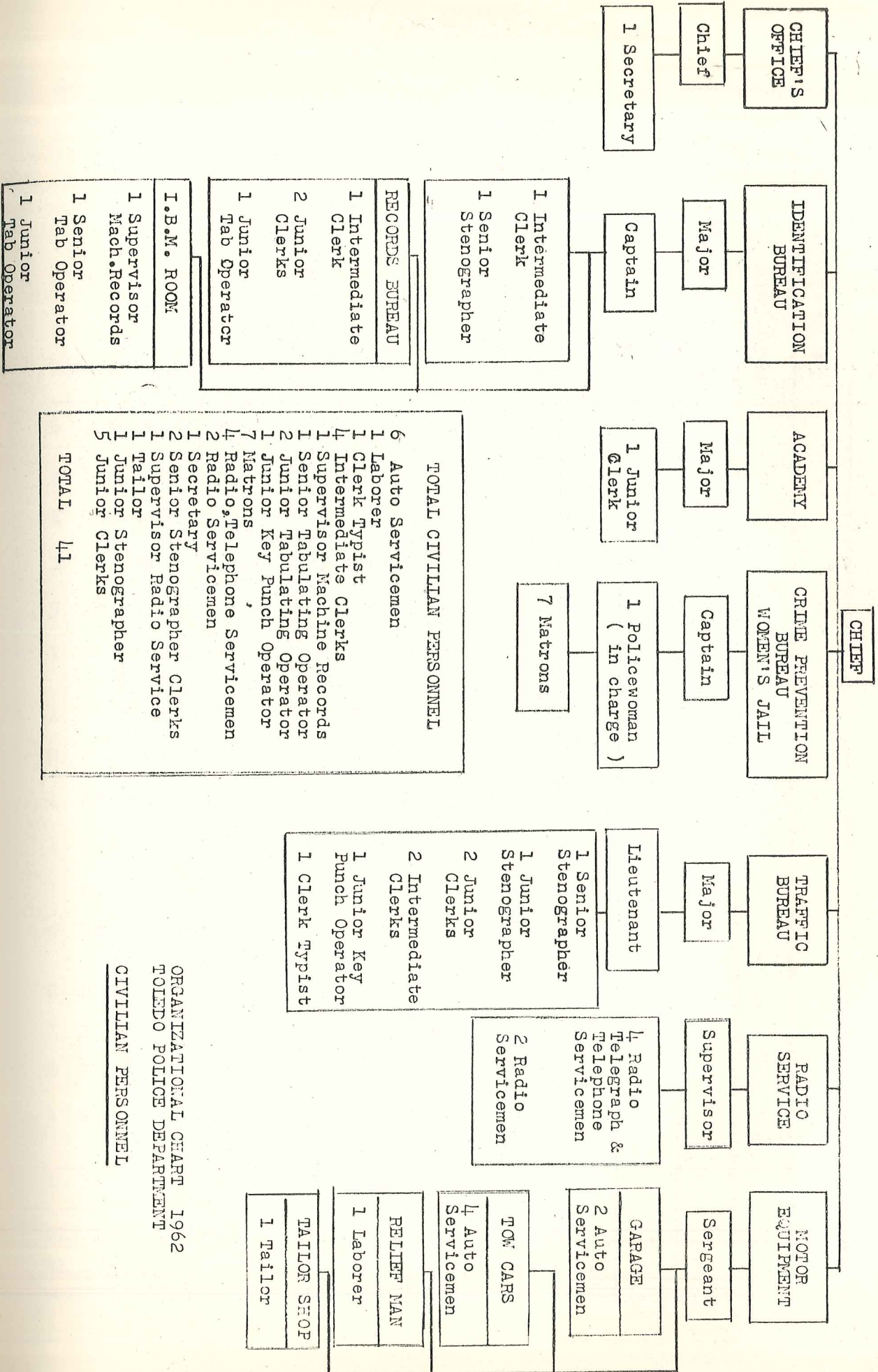
1 Sergeant

1 Sergeant

|                        |             |
|------------------------|-------------|
| Total Police Personnel |             |
| 1                      | Chief       |
| 5                      | Majors      |
| 14                     | Captains    |
| 37                     | Lieutenants |
| 71                     | Sergeants   |
| 375                    | Patrolmen   |
| <u>503</u>             | Total       |







ORGANIZATIONAL CHART 1962  
TOLEDO POLICE DEPARTMENT

CIVILIAN PERSONNEL

|                          |                             |
|--------------------------|-----------------------------|
| TOTAL CIVILIAN PERSONNEL |                             |
| 6                        | Auto Servicemen             |
| 1                        | Laborer                     |
| 1                        | Clerk Typist                |
| 4                        | Intermediate Clerks         |
| 1                        | Supervisor Machine Records  |
| 1                        | Senior Tabulating Operator  |
| 2                        | Junior Tabulating Operator  |
| 1                        | Junior Key Punch Operator   |
| 7                        | Natrons                     |
| 4                        | Radio, Telephone Servicemen |
| 2                        | Radio Servicemen            |
| 1                        | Secretary                   |
| 2                        | Senior Stenographer Clerks  |
| 1                        | Supervisor Radio Service    |
| 1                        | Tailor                      |
| 1                        | Senior Stenographer         |
| 1                        | Junior Stenographer         |
| 1                        | Junior Clerk                |
| TOTAL 41                 |                             |

CIVILIAN EMPLOYEES  
IN POLICE DIVISION

| Classifications,<br>Salary & Distribution<br>December 31, 1962 |               | Chiefs Office | Crime Prevention Bureau | Identification Bureau | Motor Equipment | Record Bureau | Radio Service | IBM Tabulating Room | Tailor Shop | Traffic Bureau |
|--|---------------|---------------|-------------------------|-----------------------|-----------------|---------------|---------------|---------------------|-------------|----------------|
| CLASSIFICATIONS  | Annual Salary |               |                         |                       |                 |               |               |                     |             |                |
| 6 Auto Servicemen  | \$4727        |               |                         |                       | 6               |               |               |                     |             |                |
| 1 Clerk Typist   | \$3725        |               |                         |                       |                 |               |               |                     |             | 1              |
| 4 Intermediate Clerk   | \$4586        |               |                         | 1                     |                 | 1             |               |                     |             | 2              |
| 1 Jr. Steno. Clerk   | \$3865        |               |                         |                       |                 |               |               |                     |             | 1              |
| 5 Jr. Clerk  | \$4295        |               |                         |                       |                 | 2             |               |                     |             | 3              |
| 1 Supervisor, Machine Records                                  | \$5595        |               |                         |                       |                 |               |               | 1                   |             |                |
| 1 Sr. Tab Operator   | \$5160        |               |                         |                       |                 |               |               | 1                   |             |                |
| 2 Jr. Tab Operator   | \$4585        |               |                         |                       |                 | 1             |               | 1                   |             |                |
| 1 Key Punch Operator   | \$3865        |               |                         |                       |                 |               |               | 1                   |             |                |
| 1 Laborer  | \$3865        |               |                         |                       | 1               |               |               |                     |             |                |
| 7 Matron   | \$4155        |               | 7                       |                       |                 |               |               |                     |             |                |
| 4 Radio, Telegraph & Telephone Operator                        | \$5595        |               |                         |                       |                 |               | 4             |                     |             |                |
| 2 Radio Servicemen   | \$4870        |               |                         |                       |                 |               | 2             |                     |             |                |
| 1 Secretary  | \$4870        | 1             |                         |                       |                 |               |               |                     |             |                |
| 2 Sr. Steno. Clerk   | \$4295        |               |                         | 1                     |                 |               |               |                     |             | 1              |
| 1 Supervisor, Radio Service                                    | \$6490        |               |                         |                       |                 |               | 1             |                     |             |                |
| 1 Tailor   | \$4586        |               |                         |                       |                 |               |               |                     | 1           |                |
| 41 TOTAL   |               | 1             | 7                       | 2                     | 7               | 4             | 7             | 4                   | 1           | 8              |

KNOWN OFFENSES, CLEARANCES AND UNFOUNDED CASES

|                               | <u>Offenses Reported or Known</u> | <u>Unfounded i.e., False Baseless</u> | <u>Number of Actual Offenses</u> | <u>1962 Offenses Cleared</u> | <u>Previous Yrs. Offenses Cleared - 1962</u> |
|-------------------------------|-----------------------------------|---------------------------------------|----------------------------------|------------------------------|--|
| <b>Class 1 Offenses</b>       |                                   |                                       |                                  |                              |  |
| 1. Criminal Homicide          |                                   |                                       |                                  |                              |  |
| (a) Murder-Nonneg. Mnslghtr.  | 16                                | 1                                     | 15                               | 14                           |  |
| (b) Mnslghtr. by Negligence   | 33                                | 19                                    | 14                               | 14                           |  |
| 2. Rape                       | 39                                | 4                                     | 35                               | 24                           | 1  |
| 3. Robbery                    | 394                               | 46                                    | 348                              | 97                           |  |
| 4. Aggravated Assault         | 223                               | 4                                     | 219                              | 212                          | 5  |
| 5. Burglary                   | 1910                              | 184                                   | 1726                             | 477                          | 45   |
| 6. Larceny                    |                                   |                                       |                                  |                              |  |
| (a) \$50 & Over               | 1870                              | 122                                   | 1748                             | 259                          | 28   |
| (b) Under \$50                | 5610                              | 244                                   | 5366                             | 1368                         | 43   |
| 7. Auto Theft                 | 561                               | 87                                    | 474                              | 243                          | 17   |
| Total Class 1 Offenses        | <u>10656</u>                      | <u>711</u>                            | <u>9945</u>                      | <u>2708</u>                  | <u>139</u>                                   |
| <b>Class 2 Offenses</b>       |                                   |                                       |                                  |                              |  |
| 8. Other Assaults             | 2017                              | 20                                    | 1997                             | 1724                         | 11   |
| 9. Forgery & Counterfeiting   | 106                               |                                       | 106                              | 65                           | 2  |
| 10. Embezzlement & Fraud      | 484                               | 24                                    | 460                              | 249                          | 34   |
| 11. Stolen Property           | 38                                |                                       | 38                               | 37                           |  |
| 12. Weapon Offenses           | 248                               |                                       | 248                              | 218                          | 2  |
| 13. Commercialized Vice       | 103                               |                                       | 103                              | 103                          | 1  |
| 14. Sex Offenses              | 426                               | 16                                    | 410                              | 274                          | 12   |
| 15. Family-Children Offenses  | 1348                              | 3                                     | 1345                             | 1285                         | 24   |
| 16. Narcotic Drug Law         | 27                                |                                       | 27                               | 27                           | 2  |
| 17. State Liquor Law          | 154                               |                                       | 154                              | 154                          |  |
| 18. Drunkenness               | 4309                              |                                       | 4309                             | 4309                         | 5  |
| 19. Disorderly Conduct        | 1787                              | 23                                    | 1764                             | 1497                         | 7  |
| 20. Vagrancy                  | 157                               |                                       | 157                              | 157                          |  |
| 21. Gambling                  | 202                               |                                       | 202                              | 202                          |  |
| 22. Driving While Intoxicated | 880                               |                                       | 880                              | 880                          |  |
| 23. Road & Driving Laws       | 1734                              |                                       | 1734                             | 1734                         | 10   |
| 24. Parking Violations        | 3                                 |                                       | 3                                | 3                            |  |
| 25. Traffic Laws              | 404                               | 4                                     | 400                              | 339                          | 8  |
| 26. All Other Offenses        | 4859                              | 58                                    | 4801                             | 1961                         | 52   |
| Total Class 2 Offenses        | <u>19286</u>                      | <u>148</u>                            | <u>19138</u>                     | <u>15218</u>                 | <u>170</u>                                   |
| <b>Class 3 Offenses</b>       |                                   |                                       |                                  |                              |  |
| 27. Suspicion                 |                                   |                                       |                                  |                              |  |
| 28. Federal Offenses          |                                   | 1                                     | 69                               |                              |  |
| 29. Non-Offense Arrest        |                                   |                                       | 649                              |                              |  |
| Total Class 3 Offenses        |                                   | <u>1</u>                              | <u>718</u>                       |                              |  |
| <b>GRAND TOTAL</b>            | <u>29942</u>                      | <u>860</u>                            | <u>29801</u>                     | <u>17926</u>                 | <u>309</u>                                   |

KNOWN OFFENSE TOTALS, PERCENTAGE CLEARED BY ARREST,  
RATE PER 100,000 POPULATION

|                                 | <u>1962</u> | <u>1961</u> | <u>1960</u> | <u>1959</u> | <u>1958</u> |
|---------------------------------|-------------|-------------|-------------|-------------|-------------|
| <b>MURDER</b>                   |             |             |             |             |             |
| Known Offenses                  | 15          | 10          | 11          | 6           | 10          |
| Pct Cleared by Arrest           | 93.3        | 80.0        | 100.0       | 83.3        | 110.0       |
| Rate Per 100M                   | 4.4         | 3.1         | 3.5         | 2.0         | 3.3         |
| <b>NEGLIGENT MANSLAUGHTER</b>   |             |             |             |             |             |
| Known Offenses                  | 14          | 9           | 10          | 2           | 6           |
| Pct Cleared by Arrest           | 100.0       | 100.0       | 100.0       | 100.0       | 100.0       |
| Rate Per 100M                   | 4.1         | 2.8         | 3.1         | .7          | 2.0         |
| <b>RAPE</b>                     |             |             |             |             |             |
| Known Offenses                  | 35          | 27          | 25          | 25          | 23          |
| Pct Cleared by Arrest           | 71.4        | 85.2        | 80.0        | 68.0        | 82.6        |
| Rate Per 100M                   | 10.3        | 8.5         | 7.9         | 8.2         | 7.6         |
| <b>ROBBERY</b>                  |             |             |             |             |             |
| Known Offenses                  | 348         | 318         | 319         | 237         | 308         |
| Pct Cleared by Arrest           | 27.9        | 36.8        | 33.5        | 49.4        | 36.4        |
| Rate Per 100M                   | 102.9       | 100.0       | 100.3       | 78.1        | 101.4       |
| <b>AGGRAVATED ASSAULT</b>       |             |             |             |             |             |
| Known Offenses                  | 218         | 204         | 205         | 210         | 202         |
| Pct Cleared by Arrest           | 99.1        | 90.7        | 97.1        | 95.7        | 97.5        |
| Rate Per 100M                   | 64.8        | 64.2        | 64.5        | 69.2        | 66.5        |
| <b>BURGLARY</b>                 |             |             |             |             |             |
| Known Offenses                  | 1726        | 1886        | 2079        | 1677        | 1757        |
| Pct Cleared by Arrest           | 30.3        | 31.4        | 29.8        | 27.4        | 33.7        |
| Rate Per 100M                   | 510.8       | 593.1       | 653.8       | 552.3       | 578.7       |
| <b>LARCENY OVER \$50 VALUE</b>  |             |             |             |             |             |
| Known Offenses                  | 1748        | 1714        | 1529        | 1519        | 1639        |
| Pct Cleared by Arrest           | 16.4        | 18.0        | 21.5        | 14.9        | 14.4        |
| Rate Per 100M                   | 517.3       | 539.0       | 480.8       | 500.3       | 539.8       |
| <b>LARCENY UNDER \$50 VALUE</b> |             |             |             |             |             |
| Known Offenses                  | 5366        | 4857        | 4598        | 4013        | 4297        |
| Pct Cleared by Arrest           | 26.3        | 24.0        | 23.8        | 28.5        | 28.3        |
| Rate Per 100M                   | 1588.1      | 1527.4      | 1445.9      | 1321.7      | 1415.3      |
| <b>AUTO THEFT</b>               |             |             |             |             |             |
| Known Offenses                  | 474         | 511         | 532         | 524         | 563         |
| Pct Cleared by Arrest           | 54.9        | 45.6        | 51.1        | 39.1        | 44.0        |
| Rate Per 100M                   | 140.2       | 160.7       | 167.3       | 172.6       | 185.4       |
| <b>TOTAL</b>                    |             |             |             |             |             |
| Known Offenses                  | 9945        | 9536        | 9308        | 8213        | 8805        |
| Pct Cleared by Arrest           | 28.6        | 27.7        | 28.6        | 29.0        | 30.0        |
| Rate Per 100M                   | 2943.4      | 2998.8      | 2923.8      | 2705.1      | 2900.0      |

1951 - 1959 Census Total of 303,616  
(1962 Estimated population Total of 337,869 Used)

SUPPLEMENTAL TO RETURN "A"

| Class 1 Offenses        | Jan.       | Feb.       | Mar.       | Apr.       | May        | June       | July       | Aug.       | Sept.      | Oct.       | Nov.       | Dec.       | Total       |
|-------------------------|------------|------------|------------|------------|------------|------------|------------|------------|------------|------------|------------|------------|-------------|
| <b>RAPE</b>             |            | 5          | 2          | 1          | 1          | 3          | 2          | 2          | 2          | 5          | 6          | 6          | 35          |
| <b>ROBBERY</b>          |            |            |            |            |            |            |            |            |            |            |            |            |             |
| Highway, Street, etc.   | 7          | 7          | 21         | 17         | 16         | 10         | 28         | 18         | 22         | 23         | 28         | 32         | 229         |
| Commercial House        | 2          | 4          | 4          |            | 2          | 1          | 3          | 3          | 4          | 3          | 3          | 9          | 38          |
| Gas Station             |            | 2          | 2          |            |            |            |            |            | 3          |            | 3          | 2          | 12          |
| Chain Store             |            |            |            | 1          |            |            |            |            |            |            |            |            | 1           |
| Residence               | 4          | 2          |            |            | 2          | 2          | 1          | 2          |            | 2          | 2          | 3          | 20          |
| Bank                    |            |            |            |            |            |            | 1          | 1          |            | 1          | 1          |            | 4           |
| Miscellaneous           | 6          | 3          | 2          | 1          | 6          | 4          | 6          | 7          | 2          | 1          | 3          | 3          | 44          |
| <b>TOTAL</b>            | <u>19</u>  | <u>18</u>  | <u>29</u>  | <u>19</u>  | <u>26</u>  | <u>17</u>  | <u>39</u>  | <u>31</u>  | <u>31</u>  | <u>30</u>  | <u>40</u>  | <u>49</u>  | <u>348</u>  |
| <b>BURGLARY</b>         |            |            |            |            |            |            |            |            |            |            |            |            |             |
| Residence - Night       | 36         | 34         | 32         | 31         | 33         | 34         | 55         | 40         | 21         | 34         | 27         | 31         | 408         |
| Residence - Daytime     | 17         | 12         | 12         | 15         | 29         | 14         | 13         | 12         | 16         | 10         | 5          | 25         | 180         |
| Other - Night           | 81         | 80         | 91         | 84         | 103        | 81         | 95         | 86         | 86         | 87         | 125        | 101        | 1100        |
| Other - Daytime         | 1          | 1          | 3          | 11         | 7          | 3          | 5          | 1          | 1          | 2          | 1          | 2          | 38          |
| <b>TOTAL</b>            | <u>135</u> | <u>127</u> | <u>138</u> | <u>141</u> | <u>172</u> | <u>132</u> | <u>168</u> | <u>139</u> | <u>124</u> | <u>133</u> | <u>158</u> | <u>159</u> | <u>1726</u> |
| <b>LARCENY - Value</b>  |            |            |            |            |            |            |            |            |            |            |            |            |             |
| Over \$50.00            | 127        | 107        | 121        | 158        | 135        | 151        | 167        | 156        | 166        | 180        | 157        | 123        | 1748        |
| \$5 to \$50.00          | 230        | 218        | 295        | 310        | 313        | 361        | 411        | 438        | 386        | 357        | 334        | 336        | 3989        |
| Under \$5.00            | 86         | 100        | 91         | 113        | 103        | 157        | 100        | 126        | 110        | 111        | 123        | 157        | 1377        |
| <b>TOTAL</b>            | <u>443</u> | <u>425</u> | <u>507</u> | <u>581</u> | <u>551</u> | <u>669</u> | <u>678</u> | <u>720</u> | <u>662</u> | <u>648</u> | <u>614</u> | <u>616</u> | <u>7114</u> |
| <b>LARCENY - Nature</b> |            |            |            |            |            |            |            |            |            |            |            |            |             |
| Pocket Picking          | 2          | 6          | 1          | 13         | 9          | 10         | 6          | 10         | 7          | 12         | 3          | 11         | 90          |
| Purse Snatching         | 6          | 13         | 4          | 5          | 5          |            | 8          | 4          | 3          | 2          | 3          | 7          | 60          |
| Shoplifting             | 38         | 52         | 46         | 48         | 74         | 118        | 42         | 43         | 59         | 50         | 71         | 107        | 748         |
| Thefts from Autos       | 85         | 67         | 98         | 113        | 93         | 91         | 113        | 135        | 142        | 150        | 129        | 106        | 1322        |
| Thefts-Accessories      | 111        | 106        | 163        | 136        | 110        | 83         | 124        | 109        | 141        | 135        | 150        | 117        | 1485        |
| Bicycles                | 7          | 8          | 32         | 53         | 52         | 107        | 131        | 125        | 64         | 54         | 29         | 16         | 678         |
| Other                   | 194        | 173        | 163        | 213        | 208        | 260        | 254        | 294        | 246        | 245        | 229        | 252        | 2731        |
| <b>TOTAL</b>            | <u>443</u> | <u>425</u> | <u>507</u> | <u>581</u> | <u>551</u> | <u>669</u> | <u>678</u> | <u>720</u> | <u>662</u> | <u>648</u> | <u>614</u> | <u>616</u> | <u>7114</u> |
| <b>AUTO THEFT</b>       |            |            |            |            |            |            |            |            |            |            |            |            |             |
| Joy Riding              | 31         | 8          | 17         | 48         | 26         | 30         | 23         | 26         | 26         | 12         | 23         | 21         | 291         |
| Other                   | 19         | 21         | 16         | 15         | 11         | 14         | 12         | 19         | 8          | 17         | 12         | 19         | 183         |
| <b>TOTAL</b>            | <u>50</u>  | <u>29</u>  | <u>33</u>  | <u>63</u>  | <u>37</u>  | <u>44</u>  | <u>35</u>  | <u>45</u>  | <u>34</u>  | <u>29</u>  | <u>35</u>  | <u>40</u>  | <u>474</u>  |

OFFENSES - BY TIME OF DAY

| Class 1 Offenses              | Un-known | Mid  | 200 a | 400 a | 600 a | 800 a | 1000 a | 1200 m | 200 p | 400 p | 600 p | 800 p | 1000p | Total |       |       |       |       |       |        |        |        |        |        |        |        |        |        |        |        |        |        |        |        |        |        |        |        |        |        |        |        |        |        |        |        |        |        |        |
|-------------------------------|----------|------|-------|-------|-------|-------|--------|--------|-------|-------|-------|-------|-------|-------|-------|-------|-------|-------|-------|--------|--------|--------|--------|--------|--------|--------|--------|--------|--------|--------|--------|--------|--------|--------|--------|--------|--------|--------|--------|--------|--------|--------|--------|--------|--------|--------|--------|--------|--------|
|                               |          |      |       |       |       |       |        |        |       |       |       |       |       |       | 159 a | 359 a | 559 a | 759 a | 959 a | 1159 a | 1359 a | 1559 p | 1759 p | 1959 p | 2159 p | 2359 p | 2559 p | 2759 p | 2959 p | 3159 p | 3359 p | 3559 p | 3759 p | 3959 p | 4159 p | 4359 p | 4559 p | 4759 p | 4959 p | 5159 p | 5359 p | 5559 p | 5759 p | 5959 p | 6159 p | 6359 p | 6559 p | 6759 p | 6959 p |
| 1. Criminal Homicide          | 1        | 4    |       |       |       |       |        |        |       |       |       |       |       | 4     |       |       |       |       |       |        |        |        |        |        |        |        |        |        |        |        |        |        |        |        |        |        |        |        |        |        |        |        |        |        |        |        |        |        |        |
| (a) Murder-Nonneg. Manslghtr. |          | 1    |       |       |       |       |        |        |       |       |       |       |       | 1     |       |       |       |       |       |        |        |        |        |        |        |        |        |        |        |        |        |        |        |        |        |        |        |        |        |        |        |        |        |        |        |        |        |        |        |
| (b) Manslghtr. by Negligence  |          | 3    |       |       |       |       |        |        |       |       |       |       |       | 3     |       |       |       |       |       |        |        |        |        |        |        |        |        |        |        |        |        |        |        |        |        |        |        |        |        |        |        |        |        |        |        |        |        |        |        |
| 2. Rape                       | 1        | 5    |       |       |       |       |        |        |       |       |       |       |       | 6     |       |       |       |       |       |        |        |        |        |        |        |        |        |        |        |        |        |        |        |        |        |        |        |        |        |        |        |        |        |        |        |        |        |        |        |
| 3. Robbery                    | 6        | 53   |       |       |       |       |        |        |       |       |       |       |       | 60    |       |       |       |       |       |        |        |        |        |        |        |        |        |        |        |        |        |        |        |        |        |        |        |        |        |        |        |        |        |        |        |        |        |        |        |
| 4. Aggravated Assault         | 28       | 36   |       |       |       |       |        |        |       |       |       |       |       | 25    |       |       |       |       |       |        |        |        |        |        |        |        |        |        |        |        |        |        |        |        |        |        |        |        |        |        |        |        |        |        |        |        |        |        |        |
| 5. Burglary, Breaking etc.    |          | 153  |       |       |       |       |        |        |       |       |       |       |       | 183   |       |       |       |       |       |        |        |        |        |        |        |        |        |        |        |        |        |        |        |        |        |        |        |        |        |        |        |        |        |        |        |        |        |        |        |
| 6. Larceny                    | 234      | 81   |       |       |       |       |        |        |       |       |       |       |       | 293   |       |       |       |       |       |        |        |        |        |        |        |        |        |        |        |        |        |        |        |        |        |        |        |        |        |        |        |        |        |        |        |        |        |        |        |
| (a) \$50 & Over               | 428      | 210  |       |       |       |       |        |        |       |       |       |       |       | 994   |       |       |       |       |       |        |        |        |        |        |        |        |        |        |        |        |        |        |        |        |        |        |        |        |        |        |        |        |        |        |        |        |        |        |        |
| (b) Under \$50                | 27       | 59   |       |       |       |       |        |        |       |       |       |       |       | 87    |       |       |       |       |       |        |        |        |        |        |        |        |        |        |        |        |        |        |        |        |        |        |        |        |        |        |        |        |        |        |        |        |        |        |        |
| 7. Auto Theft                 | 725      | 602  |       |       |       |       |        |        |       |       |       |       |       | 1709  |       |       |       |       |       |        |        |        |        |        |        |        |        |        |        |        |        |        |        |        |        |        |        |        |        |        |        |        |        |        |        |        |        |        |        |
| Total Class 1 Offenses        |          |      |       |       |       |       |        |        |       |       |       |       |       |       |       |       |       |       |       |        |        |        |        |        |        |        |        |        |        |        |        |        |        |        |        |        |        |        |        |        |        |        |        |        |        |        |        |        |        |
| Class 2 Offenses              | 242      | 230  |       |       |       |       |        |        |       |       |       |       |       | 273   |       |       |       |       |       |        |        |        |        |        |        |        |        |        |        |        |        |        |        |        |        |        |        |        |        |        |        |        |        |        |        |        |        |        |        |
| 8. Other Assaults             | 65       | 16   |       |       |       |       |        |        |       |       |       |       |       | 6     |       |       |       |       |       |        |        |        |        |        |        |        |        |        |        |        |        |        |        |        |        |        |        |        |        |        |        |        |        |        |        |        |        |        |        |
| 9. Forgery & Counterfeiting   | 248      | 4    |       |       |       |       |        |        |       |       |       |       |       | 21    |       |       |       |       |       |        |        |        |        |        |        |        |        |        |        |        |        |        |        |        |        |        |        |        |        |        |        |        |        |        |        |        |        |        |        |
| 10. Embezzlement & Fraud      | 4        | 6    |       |       |       |       |        |        |       |       |       |       |       | 2     |       |       |       |       |       |        |        |        |        |        |        |        |        |        |        |        |        |        |        |        |        |        |        |        |        |        |        |        |        |        |        |        |        |        |        |
| 11. Stolen Property           | 11       | 12   |       |       |       |       |        |        |       |       |       |       |       | 44    |       |       |       |       |       |        |        |        |        |        |        |        |        |        |        |        |        |        |        |        |        |        |        |        |        |        |        |        |        |        |        |        |        |        |        |
| 12. Weapon Offenses           | 23       | 26   |       |       |       |       |        |        |       |       |       |       |       | 18    |       |       |       |       |       |        |        |        |        |        |        |        |        |        |        |        |        |        |        |        |        |        |        |        |        |        |        |        |        |        |        |        |        |        |        |
| 13. Commercialized Vice       | 295      | 103  |       |       |       |       |        |        |       |       |       |       |       | 64    |       |       |       |       |       |        |        |        |        |        |        |        |        |        |        |        |        |        |        |        |        |        |        |        |        |        |        |        |        |        |        |        |        |        |        |
| 14. Sex Offenses              | 7        | 3    |       |       |       |       |        |        |       |       |       |       |       | 185   |       |       |       |       |       |        |        |        |        |        |        |        |        |        |        |        |        |        |        |        |        |        |        |        |        |        |        |        |        |        |        |        |        |        |        |
| 15. Family-Children Offenses  | 2        | 26   |       |       |       |       |        |        |       |       |       |       |       | 19    |       |       |       |       |       |        |        |        |        |        |        |        |        |        |        |        |        |        |        |        |        |        |        |        |        |        |        |        |        |        |        |        |        |        |        |
| 16. Narcotic Drug Law         | 5        | 635  |       |       |       |       |        |        |       |       |       |       |       | 512   |       |       |       |       |       |        |        |        |        |        |        |        |        |        |        |        |        |        |        |        |        |        |        |        |        |        |        |        |        |        |        |        |        |        |        |
| 17. State Liquor Law          | 79       | 148  |       |       |       |       |        |        |       |       |       |       |       | 170   |       |       |       |       |       |        |        |        |        |        |        |        |        |        |        |        |        |        |        |        |        |        |        |        |        |        |        |        |        |        |        |        |        |        |        |
| 18. Drunkenness               |          | 14   |       |       |       |       |        |        |       |       |       |       |       | 17    |       |       |       |       |       |        |        |        |        |        |        |        |        |        |        |        |        |        |        |        |        |        |        |        |        |        |        |        |        |        |        |        |        |        |        |
| 19. Disorderly Conduct        |          | 27   |       |       |       |       |        |        |       |       |       |       |       | 17    |       |       |       |       |       |        |        |        |        |        |        |        |        |        |        |        |        |        |        |        |        |        |        |        |        |        |        |        |        |        |        |        |        |        |        |
| 20. Vagrancy                  | 1        | 164  |       |       |       |       |        |        |       |       |       |       |       | 21    |       |       |       |       |       |        |        |        |        |        |        |        |        |        |        |        |        |        |        |        |        |        |        |        |        |        |        |        |        |        |        |        |        |        |        |
| 21. Gambling                  | 67       | 125  |       |       |       |       |        |        |       |       |       |       |       | 109   |       |       |       |       |       |        |        |        |        |        |        |        |        |        |        |        |        |        |        |        |        |        |        |        |        |        |        |        |        |        |        |        |        |        |        |
| 22. Driving Intoxicated       | 2        | 50   |       |       |       |       |        |        |       |       |       |       |       | 132   |       |       |       |       |       |        |        |        |        |        |        |        |        |        |        |        |        |        |        |        |        |        |        |        |        |        |        |        |        |        |        |        |        |        |        |
| 23. Road & Driving Laws       | 923      | 253  |       |       |       |       |        |        |       |       |       |       |       | 653   |       |       |       |       |       |        |        |        |        |        |        |        |        |        |        |        |        |        |        |        |        |        |        |        |        |        |        |        |        |        |        |        |        |        |        |
| 24. Parking Violations        | 1996     | 1861 |       |       |       |       |        |        |       |       |       |       |       | 2291  |       |       |       |       |       |        |        |        |        |        |        |        |        |        |        |        |        |        |        |        |        |        |        |        |        |        |        |        |        |        |        |        |        |        |        |
| 25. Traffic Laws              |          |      |       |       |       |       |        |        |       |       |       |       |       | 45    |       |       |       |       |       |        |        |        |        |        |        |        |        |        |        |        |        |        |        |        |        |        |        |        |        |        |        |        |        |        |        |        |        |        |        |
| 26. All Other Offenses        |          |      |       |       |       |       |        |        |       |       |       |       |       | 4801  |       |       |       |       |       |        |        |        |        |        |        |        |        |        |        |        |        |        |        |        |        |        |        |        |        |        |        |        |        |        |        |        |        |        |        |
| Total Class 2 Offenses        |          |      |       |       |       |       |        |        |       |       |       |       |       |       |       |       |       |       |       |        |        |        |        |        |        |        |        |        |        |        |        |        |        |        |        |        |        |        |        |        |        |        |        |        |        |        |        |        |        |
| Class 3 Offenses              | 6        | 27   |       |       |       |       |        |        |       |       |       |       |       | 8     |       |       |       |       |       |        |        |        |        |        |        |        |        |        |        |        |        |        |        |        |        |        |        |        |        |        |        |        |        |        |        |        |        |        |        |
| 28. Federal Offenses          | 111      | 27   |       |       |       |       |        |        |       |       |       |       |       | 45    |       |       |       |       |       |        |        |        |        |        |        |        |        |        |        |        |        |        |        |        |        |        |        |        |        |        |        |        |        |        |        |        |        |        |        |
| 29. Non-Offense Arrests       | 117      | 27   |       |       |       |       |        |        |       |       |       |       |       | 53    |       |       |       |       |       |        |        |        |        |        |        |        |        |        |        |        |        |        |        |        |        |        |        |        |        |        |        |        |        |        |        |        |        |        |        |
| Total Class 3 Offenses        | 2838     | 2490 |       |       |       |       |        |        |       |       |       |       |       | 3665  |       |       |       |       |       |        |        |        |        |        |        |        |        |        |        |        |        |        |        |        |        |        |        |        |        |        |        |        |        |        |        |        |        |        |        |
| GRAND TOTAL                   |          |      |       |       |       |       |        |        |       |       |       |       |       | 4053  |       |       |       |       |       |        |        |        |        |        |        |        |        |        |        |        |        |        |        |        |        |        |        |        |        |        |        |        |        |        |        |        |        |        |        |

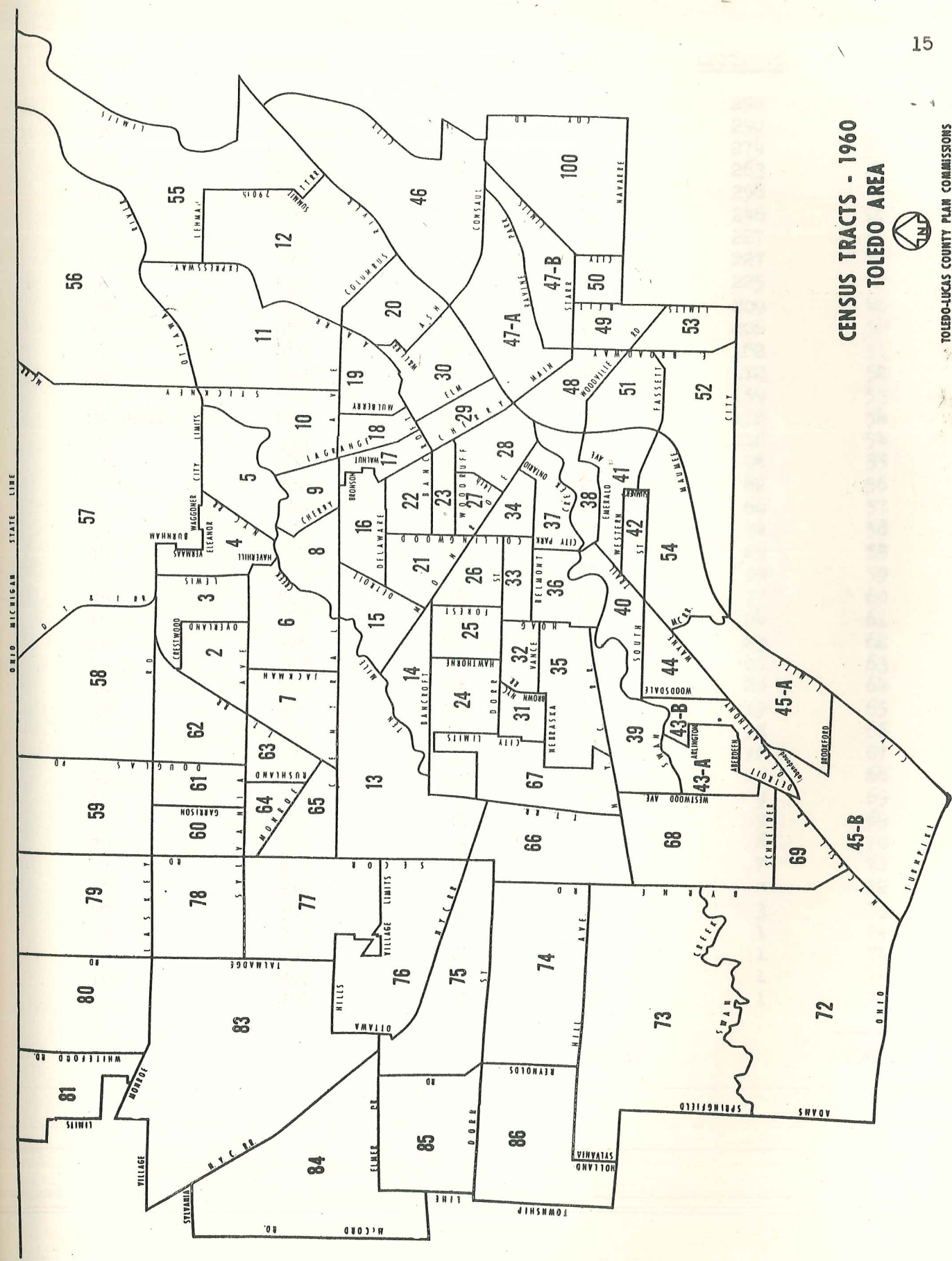
KNOWN OFFENSES BY MONTH OF OCCURRENCE

|                                     | Jan. | Feb. | Mar. | Apr. | May  | June | July | Aug. | Sept. | Oct. | Nov. | Dec. | Total |
|-------------------------------------|------|------|------|------|------|------|------|------|-------|------|------|------|-------|
| <b>Class 1 Offenses</b>             |      |      |      |      |      |      |      |      |       |      |      |      |       |
| 1. Criminal Homicide                | 4    |      | 3    |      | 4    | 1    | 1    | 1    |       | 1    | 2    | 3    | 15    |
| (a) Murder-Nonneg. Mnslghtr.        |      |      |      | 1    |      |      | 2    | 2    |       |      | 2    | 2    | 14    |
| (b) Mnslghtr by Negligence          |      | 5    | 2    | 1    | 4    | 3    | 2    | 2    | 2     | 5    | 6    | 6    | 35    |
| 2. Rape                             | 19   | 18   | 28   | 19   | 27   | 17   | 39   | 31   | 32    | 28   | 40   | 50   | 348   |
| 3. Robbery                          | 19   | 9    | 9    | 14   | 21   | 25   | 14   | 16   | 38    | 15   | 20   | 19   | 219   |
| 4. Aggravated Assault               | 132  | 128  | 138  | 137  | 172  | 135  | 169  | 136  | 127   | 132  | 160  | 160  | 1726  |
| 5. Burglary, Breaking etc.          | 126  | 105  | 123  | 156  | 136  | 150  | 165  | 156  | 166   | 181  | 159  | 125  | 1748  |
| 6. Larceny-Theft (exc. Auto)        | 316  | 317  | 384  | 415  | 423  | 517  | 504  | 555  | 505   | 465  | 465  | 500  | 5366  |
| (a) \$50 & Over                     | 50   | 29   | 33   | 64   | 37   | 44   | 35   | 43   | 31    | 33   | 34   | 41   | 474   |
| (b) Under \$50                      | 666  | 611  | 720  | 807  | 821  | 892  | 931  | 942  | 901   | 860  | 888  | 906  | 9945  |
| 7. Auto Theft                       |      |      |      |      |      |      |      |      |       |      |      |      |       |
| Total Class 1 Offenses              |      |      |      |      |      |      |      |      |       |      |      |      |       |
| <b>Class 2 Offenses</b>             |      |      |      |      |      |      |      |      |       |      |      |      |       |
| 8. Other Assaults                   | 117  | 117  | 152  | 159  | 157  | 213  | 216  | 210  | 179   | 168  | 136  | 173  | 1997  |
| 9. Forgery and Counterfeiting       | 11   | 11   | 9    | 6    | 7    | 14   | 5    | 13   | 9     | 12   | 7    | 2    | 106   |
| 10. Embezzlement and Fraud          | 40   | 32   | 36   | 44   | 55   | 41   | 45   | 49   | 21    | 47   | 34   | 16   | 460   |
| 11. Stolen Property                 | 3    | 6    | 3    | 2    | 3    | 4    | 7    | 3    | 5     | 1    | 1    |      | 38    |
| 12. Weapon Offenses                 | 29   | 13   | 19   | 33   | 20   | 20   | 41   | 16   | 17    | 18   | 11   | 11   | 248   |
| 13. Commercialized Vice             | 12   | 16   | 12   | 7    | 13   | 5    | 4    | 7    | 11    | 3    | 11   | 2    | 103   |
| 14. Sex Offenses (exc. 2 & 13)      | 30   | 34   | 25   | 28   | 37   | 37   | 50   | 37   | 31    | 38   | 31   | 32   | 410   |
| 15. Family-Children Offenses        | 86   | 92   | 135  | 97   | 122  | 89   | 137  | 152  | 89    | 137  | 116  | 93   | 1345  |
| 16. Narcotic Drug Laws              |      |      | 10   | 3    | 3    | 1    | 3    | 3    | 1     | 3    | 3    |      | 27    |
| 17. State Liquor Laws               | 9    | 13   | 21   | 14   | 15   | 23   | 21   | 13   | 13    | 6    | 1    | 5    | 154   |
| 18. Drunkenness                     | 297  | 275  | 321  | 335  | 332  | 395  | 464  | 443  | 445   | 382  | 306  | 314  | 4309  |
| 19. Disorderly Conduct              | 52   | 145  | 147  | 132  | 142  | 165  | 189  | 217  | 187   | 190  | 106  | 92   | 1764  |
| 20. Vagrancy                        | 15   | 15   | 10   | 8    | 11   | 24   | 18   | 9    | 14    | 11   | 6    | 16   | 157   |
| 21. Gambling                        | 38   | 11   | 11   | 4    | 5    | 23   | 22   | 27   | 11    | 19   | 13   | 18   | 202   |
| 22. Driving While Intoxicated       | 77   | 67   | 89   | 64   | 65   | 72   | 69   | 60   | 79    | 57   | 79   | 102  | 880   |
| 23. Road and Driving Laws           | 103  | 129  | 153  | 124  | 143  | 162  | 208  | 201  | 147   | 137  | 140  | 87   | 1734  |
| 24. Parking Violations              | 1    |      |      |      |      |      |      |      | 1     |      | 1    |      | 3     |
| 25. Traffic-Motor Laws (exc. 22-24) | 28   | 28   | 37   | 42   | 27   | 31   | 45   | 33   | 32    | 50   | 23   | 24   | 400   |
| 26. All Other Offenses              | 233  | 227  | 390  | 464  | 411  | 456  | 442  | 475  | 441   | 468  | 441  | 353  | 4801  |
| Total Class 2 Offenses              | 1181 | 1231 | 1580 | 1563 | 1568 | 1775 | 1986 | 1968 | 1733  | 1747 | 1466 | 1340 | 19138 |
| <b>Class 3 Offenses</b>             |      |      |      |      |      |      |      |      |       |      |      |      |       |
| 28. Federal Offenses                | 6    | 7    | 3    | 8    | 5    | 3    | 4    | 11   | 4     | 10   | 5    | 3    | 69    |
| 29. Non-Offense Arrests             | 50   | 37   | 57   | 57   | 72   | 47   | 59   | 85   | 58    | 47   | 48   | 32   | 649   |
| Total Class 3 Offenses              | 56   | 44   | 60   | 65   | 77   | 50   | 63   | 96   | 62    | 57   | 53   | 35   | 718   |
| <b>GRAND TOTAL</b>                  | 1903 | 1886 | 2360 | 2435 | 2466 | 2717 | 2980 | 3006 | 2696  | 2664 | 2407 | 2281 | 29801 |

# CENSUS TRACTS - 1960 TOLEDO AREA



TOLEDO-LUCAS COUNTY PLAN COMMISSIONS





OFFENSES KNOWN TO THE POLICE BY  
CENSUS TRACT

| <u>TRACT</u> | <u>OFFENSES</u> | <u>RANK</u> | <u>TRACT</u> | <u>OFFENSES</u> | <u>RANK</u> |
|--------------|-----------------|-------------|--------------|-----------------|-------------|
| 28           | 3978            | 1           | 8            | 292             | 41          |
| 29           | 1710            | 2           | 2            | 290             | 42          |
| 34           | 1547            | 3           | 18           | 274             | 43          |
| 27           | 935             | 4           | 46           | 263             | 44          |
| 26           | 932             | 5           | 19           | 258             | 45          |
| 23           | 892             | 6           | 11           | 246             | 46          |
| 25           | 851             | 7           | 9            | 227             | 47          |
| 13           | 774             | 8           | 49           | 227             | 47          |
| 36           | 690             | 9           | 53           | 225             | 48          |
| 48           | 685             | 10          | 5            | 209             | 49          |
| 37           | 662             | 11          | 31           | 206             | 50          |
| 47           | 644             | 12          | 43           | 182             | 51          |
| 22           | 633             | 13          | 44           | 172             | 52          |
| 33           | 613             | 14          | 35           | 159             | 53          |
| UNKNOWN      | 604             | 15          | 56           | 118             | 54          |
| 30           | 595             | 16          | 57           | 118             | 54          |
| 1            | 486             | 17          | 50           | 96              | 55          |
| 55           | 460             | 18          | 72           | 82              | 56          |
| 17           | 443             | 19          | 58           | 68              | 57          |
| 39           | 439             | 20          | 77           | 44              | 58          |
| 45           | 437             | 21          | 60           | 29              | 59          |
| 16           | 421             | 22          | 68           | 29              | 59          |
| 38           | 403             | 23          | 69           | 27              | 60          |
| 15           | 386             | 24          | 66           | 24              | 61          |
| 24           | 378             | 25          | 67           | 23              | 62          |
| 40           | 360             | 26          | 78           | 21              | 63          |
| 54           | 357             | 27          | 59           | 20              | 64          |
| 32           | 350             | 28          | 61           | 19              | 65          |
| 41           | 345             | 29          | 64           | 13              | 66          |
| 21           | 339             | 30          | 65           | 12              | 67          |
| 51           | 329             | 31          | 74           | 11              | 68          |
| 14           | 323             | 32          | 62           | 9               | 69          |
| 4            | 321             | 33          | 75           | 9               | 69          |
| 20           | 321             | 33          | 83           | 8               | 70          |
| 7            | 317             | 34          | 73           | 7               | 71          |
| 6            | 312             | 35          | 76           | 4               | 72          |
| 42           | 309             | 36          | 63           | 3               | 73          |
| 3            | 303             | 37          | 71           | 1               | 74          |
| 52           | 298             | 38          | 79           | 1               | 74          |
| 10           | 297             | 39          | 84           | 1               | 74          |
| 12           | 294             | 40          | 86           | 1               | 74          |

TOTAL

29801

KNOWN OFFENSES - "Detailed" by VALUATION OF PROPERTY STOLEN

|                         | Jan.  | Feb.  | Mar.  | Apr.  | May   | June  | July  | Aug.  | Sept. | Oct.  | Nov.  | Dec.  | Total  |
|-------------------------|-------|-------|-------|-------|-------|-------|-------|-------|-------|-------|-------|-------|--------|
| <b>ROBBERY</b>          |       |       |       |       |       |       |       |       |       |       |       |       |        |
| Highway, Street, etc.   | 318   | 198   | 404   | 457   | 967   | 250   | 489   | 887   | 899   | 1948  | 754   | 543   | 8114   |
| Commercial House        | 2425  | 517   | 453   | 3002  | 30    | 25    | 115   | 275   | 67    | 170   | 200   | 7675  | 14954  |
| Gas Station             |       | 83    | 160   | 2317  |       |       |       |       | 220   |       | 418   | 51    | 3249   |
| Chain Store             |       |       |       |       |       |       |       |       |       |       |       |       |        |
| Residence               | 9961  | 165   |       | 392   |       | 225   | 84    | 165   |       |       | 34    | 600   | 11626  |
| Bank                    |       |       |       |       |       |       | 15000 | 1919  |       | 270   | 400   | 60    | 17649  |
| Miscellaneous           | 57    | 55    | 6     | 23    | 647   | 42    | 128   | 517   | 38    | 30    | 555   | 94    | 2192   |
| TOTAL                   | 12761 | 1018  | 1023  | 5799  | 2036  | 542   | 15816 | 3763  | 1224  | 2418  | 2361  | 9023  | 57784  |
| <b>BURGLARY</b>         |       |       |       |       |       |       |       |       |       |       |       |       |        |
| Residence - Night       | 8627  | 2849  | 4525  | 3437  | 2719  | 5749  | 6645  | 3049  | 743   | 8761  | 3046  | 3185  | 53335  |
| Residence - Daytime     | 2013  | 438   | 754   | 1538  | 2687  | 1529  | 1126  | 1008  | 997   | 470   | 222   | 2607  | 15389  |
| Other - Night           | 9379  | 20021 | 8389  | 7102  | 8372  | 12131 | 10149 | 10506 | 27335 | 9731  | 17322 | 9577  | 150014 |
| Other - Daytime         | 45    | 20    | 25    | 696   | 25    | 45    |       | 8     | 5     |       | 54    | 2500  | 3423   |
| TOTAL                   | 20064 | 23328 | 13693 | 12773 | 13803 | 19454 | 17920 | 14571 | 29080 | 18962 | 20644 | 17869 | 222161 |
| <b>LARCENY - Value</b>  |       |       |       |       |       |       |       |       |       |       |       |       |        |
| Over \$50.00            | 19280 | 17481 | 19709 | 29962 | 19586 | 19292 | 37143 | 26118 | 40325 | 51872 | 27434 | 21052 | 329254 |
| \$5 to \$50.00          | 5470  | 5102  | 6941  | 7457  | 6961  | 8134  | 9308  | 9957  | 9037  | 7991  | 7875  | 7385  | 91618  |
| Under \$5.00            | 242   | 246   | 257   | 286   | 291   | 307   | 271   | 298   | 240   | 231   | 422   | 459   | 3550   |
| TOTAL                   | 24992 | 22829 | 26907 | 37705 | 26838 | 27733 | 46722 | 36373 | 49602 | 60094 | 35731 | 28896 | 424421 |
| <b>LARCENY - Nature</b> |       |       |       |       |       |       |       |       |       |       |       |       |        |
| Pocket Picking          | 198   | 285   | 5     | 876   | 396   | 558   | 185   | 503   | 256   | 411   | 437   | 1382  | 5492   |
| Purse Snatching         | 168   | 126   | 2     | 13    | 420   |       | 68    | 185   | 37    | 47    | 91    | 209   | 1366   |
| Shoplifting             | 483   | 500   | 631   | 387   | 592   | 739   | 269   | 235   | 521   | 725   | 2244  | 2355  | 9681   |
| Thefts from Autos       | 5902  | 6738  | 8942  | 10306 | 7102  | 5725  | 8914  | 11988 | 16383 | 12957 | 12734 | 7021  | 114712 |
| Thefts-Accessories      | 4136  | 3641  | 5730  | 4099  | 4798  | 2923  | 4698  | 4305  | 4019  | 5026  | 4079  | 2862  | 50316  |
| Bicycles                | 325   | 205   | 811   | 1484  | 1539  | 2848  | 3415  | 3228  | 2034  | 1473  | 875   | 444   | 18681  |
| Other                   | 13780 | 11334 | 10786 | 20540 | 11991 | 14940 | 29173 | 15929 | 26352 | 39455 | 15271 | 14623 | 224174 |
| TOTAL                   | 24992 | 22829 | 26907 | 37705 | 26838 | 27733 | 46722 | 36373 | 49602 | 60094 | 35731 | 28896 | 424421 |
| <b>AUTO THEFT</b>       |       |       |       |       |       |       |       |       |       |       |       |       |        |
| Joy Riding              | 31185 | 12563 | 24975 | 54550 | 23445 | 32120 | 12800 | 23195 | 28908 | 12850 | 22100 | 16563 | 295254 |
| Other                   | 16010 | 20570 | 13000 | 19650 | 15425 | 17295 | 10600 | 21995 | 11325 | 22600 | 16195 | 21700 | 206365 |
| TOTAL                   | 47195 | 33133 | 37975 | 74200 | 38870 | 49415 | 23400 | 45190 | 40233 | 35450 | 38295 | 38263 | 501619 |

VALUE OF PROPERTY STOLEN AND RECOVERED

|                         | <u>Jan.</u> | <u>Feb.</u> | <u>Mar.</u> | <u>Apr.</u> | <u>May</u> | <u>June</u> | <u>July</u> | <u>Aug.</u> | <u>Sept.</u> | <u>Oct.</u> | <u>Nov.</u> | <u>Dec.</u> | <u>Total</u> |
|-------------------------|-------------|-------------|-------------|-------------|------------|-------------|-------------|-------------|--------------|-------------|-------------|-------------|--------------|
| Currency Stolen         | 19750       | 12325       | 8614        | 12244       | 9397       | 9386        | 24418       | 12154       | 18255        | 32400       | 14779       | 19809       | 193531       |
| Currency RECOVERED      | 238         | 1183        | 1281        | 454         | 719        | 242         | 10628       | 2611        | 1257         | 3737        | 1068        | 525         | 23943        |
| Jewelry Stolen          | 3841        | 1809        | 2382        | 2347        | 1560       | 1893        | 4668        | 3715        | 5057         | 4673        | 6294        | 2634        | 40873        |
| Jewelry RECOVERED       | 225         | 103         | 2520        | 275         | 385        | 100         | 248         | 509         | 745          | 280         | 1868        | 441         | 7699         |
| Furs Stolen             | 3130        |             | 579         |             | 100        |             | 169         |             |              | 142         | 2823        | 1595        | 8538         |
| Furs RECOVERED          |             |             |             |             |            |             |             |             |              | 3           | 630         |             | 633          |
| Clothing Stolen         | 6052        | 2591        | 5410        | 7984        | 5965       | 4673        | 5991        | 3882        | 13137        | 7725        | 5160        | 7355        | 75925        |
| Clothing RECOVERED      | 694         | 132         | 1772        | 552         | 1298       | 463         | 93          | 508         | 3527         | 539         | 514         | 1759        | 11821        |
| Automobiles Stolen      | 47195       | 32765       | 37975       | 74200       | 38470      | 49415       | 24200       | 45190       | 40225        | 35450       | 38295       | 38263       | 501643       |
| Automobiles RECOVERED   | 43085       | 27440       | 35475       | 76670       | 34670      | 47940       | 24900       | 38820       | 39375        | 36950       | 33900       | 34563       | 473788       |
| Miscellaneous Stolen    | 25044       | 30818       | 24638       | 33702       | 26055      | 31777       | 44412       | 34956       | 43465        | 36534       | 29680       | 24395       | 385476       |
| Miscellaneous RECOVERED | 10172       | 3222        | 3839        | 3485        | 5280       | 4146        | 6959        | 4809        | 5636         | 3142        | 4118        | 3403        | 58211        |
| TOTAL STOLEN            | 105012      | 80308       | 79598       | 130477      | 81547      | 97144       | 103858      | 99897       | 120139       | 116924      | 97031       | 94051       | 1205986      |
| TOTAL RECOVERED         | 54414       | 32080       | 44887       | 81406       | 42352      | 52891       | 42828       | 47257       | 50540        | 44651       | 42098       | 40691       | 576095       |

1962  
 "DETAILED" BY TYPE AND VALUATION PROPERTY STOLEN

| <u>TYPE OF OFFENSES</u>             | <u>Percent</u><br><u>Total</u> | <u>Number</u><br><u>Offenses</u> | <u>Valuation</u> |
|-------------------------------------|--------------------------------|----------------------------------|------------------|
| <b>ROBBERY</b>                      |                                |                                  |                  |
| Highway, Street                     | 65.8                           | 229                              | 8,114            |
| Commercial House                    | 10.9                           | 38                               | 14,954           |
| Gas & Oil Station                   | 3.5                            | 12                               | 3,249            |
| Chain Store                         | .3                             | 1                                |                  |
| Residence                           | 5.8                            | 20                               | 11,626           |
| Bank or Loan Company                | 1.1                            | 4                                | 17,649           |
| Miscellaneous                       | 12.6                           | 44                               | 2,192            |
| <b>TOTAL</b>                        | <b>100.0</b>                   | <b>348</b>                       | <b>57,784</b>    |
| <b>BURGLARY, BREAKING, ENTERING</b> |                                |                                  |                  |
| Residence, at night                 | 23.7                           | 408                              | 53,335           |
| Residence, during daytime           | 10.4                           | 180                              | 15,389           |
| Other, at night                     | 63.7                           | 1100                             | 150,014          |
| Other, during daytime               | 2.2                            | 38                               | 3,423            |
| <b>TOTAL</b>                        | <b>100.0</b>                   | <b>1726</b>                      | <b>222,161</b>   |
| <b>LARCENY - Value</b>              |                                |                                  |                  |
| Over \$50.00                        | 24.6                           | 1748                             | 329,254          |
| \$5.00 to \$50.00                   | 56.1                           | 3989                             | 91,618           |
| Under \$5.00                        | 19.3                           | 1377                             | 3,550            |
| <b>TOTAL</b>                        | <b>100.0</b>                   | <b>7114</b>                      | <b>424,422</b>   |
| <b>LARCENY - Nature</b>             |                                |                                  |                  |
| Pocket Picking                      | 1.3                            | 90                               | 5,492            |
| Purse Snatching                     | .8                             | 60                               | 1,366            |
| Shoplifting                         | 10.5                           | 748                              | 9,681            |
| Thefts from Autos                   | 18.6                           | 1322                             | 114,712          |
| Thefts Auto Accessories             | 20.9                           | 1485                             | 50,316           |
| Bicycles                            | 9.5                            | 678                              | 18,681           |
| Other                               | 38.4                           | 2731                             | 224,174          |
| <b>TOTAL</b>                        | <b>100.0</b>                   | <b>7114</b>                      | <b>424,422</b>   |
| <b>AUTO THEFT</b>                   |                                |                                  |                  |
| Joy Riders                          | 61.4                           | 291                              | 295,254          |
| Other                               | 38.6                           | 183                              | 206,365          |
| <b>TOTAL</b>                        | <b>100.0</b>                   | <b>474</b>                       | <b>501,619</b>   |

VALUE OF PROPERTY STOLEN AND RECOVERED

|                            | 1962           | 1961          | 1960           | 1959          | 1958           |
|----------------------------|----------------|---------------|----------------|---------------|----------------|
|                            | <u>Stolen</u>  | <u>Rec'd</u>  | <u>Stolen</u>  | <u>Rec'd</u>  | <u>Stolen</u>  |
|                            | <u>193531</u>  | <u>23943</u>  | <u>172076</u>  | <u>21565</u>  | <u>202830</u>  |
|                            | <u>13331</u>   | <u>123867</u> | <u>17613</u>   | <u>282149</u> | <u>8106</u>    |
|                            | <u>40873</u>   | <u>7699</u>   | <u>59727</u>   | <u>11748</u>  | <u>56110</u>   |
|                            | <u>8538</u>    | <u>633</u>    | <u>9870</u>    | <u>1209</u>   | <u>8359</u>    |
|                            | <u>75925</u>   | <u>11821</u>  | <u>69941</u>   | <u>5227</u>   | <u>62891</u>   |
|                            | <u>501643</u>  | <u>473788</u> | <u>487978</u>  | <u>505703</u> | <u>528331</u>  |
|                            | <u>385476</u>  | <u>58211</u>  | <u>372554</u>  | <u>153682</u> | <u>299299</u>  |
|                            | <u>1205986</u> | <u>576095</u> | <u>1172146</u> | <u>699134</u> | <u>1157820</u> |
|                            |                |               |                | <u>593011</u> | <u>983812</u>  |
|                            |                |               |                | <u>521197</u> | <u>1239796</u> |
|                            |                |               |                |               | <u>604782</u>  |
| Currency - Notes, etc      |                |               |                |               |                |
| Jewelry - Precious Metals  |                |               |                |               |                |
| Furs                       |                |               |                |               |                |
| Clothing                   |                |               |                |               |                |
| Locally Stolen Automobiles |                |               |                |               |                |
| Miscellaneous              |                |               |                |               |                |
| TOTAL                      |                |               |                |               |                |

ARRESTS - BY PARTICIPATING UNITS

Class 1 Offenses

1. Criminal Homicide
  - (a) Murder-Nonneg. Mnslghtr.
  - (b) Mnslghtr by Negligence

2. Rape

3. Robbery

4. Aggravated Assault

5. Burglary, Breaking, etc.

6. Larceny-Theft (exc Auto)

(a) \$50 & over

(b) Under \$50

7. Auto Theft

Total Class 1 Offenses

|                              | Scout Crews |  | Patrol Wagon |     | Foot Patrol |   | Moral Squad |  | Cycle Offrs |  | Stnry Traf |  | Spec Pol |     | Traf Acc |     | Crime Prev |  | Rank Offrs |    | Total |
|------------------------------|-------------|--|--------------|-----|-------------|---|-------------|--|-------------|--|------------|--|----------|-----|----------|-----|------------|--|------------|----|-------|
|                              |             |  |              |     |             |   |             |  |             |  |            |  |          |     |          |     |            |  |            |    |       |
| 1. Criminal Homicide         |             |  |              |     |             |   |             |  |             |  |            |  |          |     |          |     |            |  |            |    |       |
| (a) Murder-Nonneg. Mnslghtr. | 3           |  | 1            | 10  |             |   |             |  |             |  |            |  |          |     |          |     |            |  |            | 1  | 15    |
| (b) Mnslghtr by Negligence   |             |  | 1            |     |             |   |             |  |             |  |            |  |          |     | 5        |     |            |  |            |    | 6     |
| 2. Rape                      | 1           |  | 1            | 2   |             |   |             |  |             |  |            |  |          |     |          |     | 7          |  |            |    | 11    |
| 3. Robbery                   | 17          |  | 1            | 19  | 3           | 1 |             |  |             |  |            |  |          |     | 1        | 21  |            |  |            | 2  | 71    |
| 4. Aggravated Assault        | 14          |  | 1            | 18  |             | 1 |             |  |             |  |            |  |          |     | 1        | 9   |            |  |            | 3  | 55    |
| 5. Burglary, Breaking, etc.  | 31          |  | 1            | 39  | 6           |   |             |  |             |  |            |  |          | 1   | 2        | 265 |            |  |            | 6  | 376   |
| 6. Larceny-Theft (exc Auto)  |             |  |              |     |             |   |             |  |             |  |            |  |          |     |          |     |            |  |            |    |       |
| (a) \$50 & over              | 142         |  | 24           | 184 | 8           |   |             |  |             |  |            |  |          | 329 | 10       | 494 |            |  |            | 4  | 1328  |
| (b) Under \$50               |             |  |              |     |             |   |             |  |             |  |            |  |          |     |          |     |            |  |            |    |       |
| 7. Auto Theft                | 20          |  | 2            | 15  | 2           | 2 |             |  |             |  |            |  |          |     | 2        | 116 |            |  |            | 2  | 163   |
| Total Class 1 Offenses       | 228         |  | 31           | 287 | 19          | 4 |             |  |             |  |            |  |          | 330 | 21       | 912 |            |  |            | 18 | 2025  |

ARRESTS - BY PARTICIPATING UNITS

| Class 2 Offenses                   | Scout Crews |             | Patrol Wagon |            | Foot Patrol |            | Moral Squad |            | Cycle Offrs |             | Stnry Traf |              | Spec 1 Pol |     | Traf Acc |  | Crime Prev |  | Rank Offrs |  | Total |
|------------------------------------|-------------|-------------|--------------|------------|-------------|------------|-------------|------------|-------------|-------------|------------|--------------|------------|-----|----------|--|------------|--|------------|--|-------|
|                                    |             |             |              |            |             |            |             |            |             |             |            |              |            |     |          |  |            |  |            |  |       |
| 8. Other Assaults                  | 236         | 144         | 18           | 13         | 6           | 1          | 1           | 3          | 1           | 1           | 1          | 246          | 12         | 680 |          |  |            |  |            |  |       |
| 9. Forgery and Counterfeiting      | 3           | 1           | 21           | 21         | 1           | 1          | 1           | 1          | 1           | 1           | 6          | 12           | 34         |     |          |  |            |  |            |  |       |
| 10. Embezzlement and Fraud         | 55          | 20          | 3            | 55         | 11          | 1          | 1           | 2          | 1           | 1           | 7          | 4            | 159        |     |          |  |            |  |            |  |       |
| 11. Stolen Property                |             | 1           |              | 9          | 3           |            |             | 1          |             |             | 24         |              | 38         |     |          |  |            |  |            |  |       |
| 12. Weapon Offenses                | 55          | 23          | 10           | 2          | 2           | 2          | 2           | 2          | 2           | 2           | 96         | 2            | 198        |     |          |  |            |  |            |  |       |
| 13. Commercialized Vice            | 3           | 2           |              | 1          | 96          |            |             |            |             |             | 1          |              | 103        |     |          |  |            |  |            |  |       |
| 14. Sex Offenses (exc 12 & 13)     | 14          | 8           | 2            | 6          | 8           |            |             | 2          |             |             | 152        | 1            | 194        |     |          |  |            |  |            |  |       |
| 15. Family - Children Offenses     | 400         | 182         | 37           | 5          | 13          | 3          |             | 10         | 3           |             | 596        | 6            | 1265       |     |          |  |            |  |            |  |       |
| 16. Narcotic Drug Laws             | 2           |             | 2            | 2          | 20          |            |             |            |             |             |            |              | 26         |     |          |  |            |  |            |  |       |
| 17. State Liquor Laws              | 12          | 6           | 5            |            | 24          |            |             |            |             |             | 6          |              | 136        |     |          |  |            |  |            |  |       |
| 18. Drunkenness                    | 1831        | 1309        | 910          | 18         | 70          | 18         |             | 83         | 18          |             | 6          |              | 136        |     |          |  |            |  |            |  |       |
| 19. Disorderly Conduct             | 206         | 152         | 57           | 10         | 284         | 3          |             | 14         | 3           |             | 6          |              | 4256       |     |          |  |            |  |            |  |       |
| 20. Vagrancy                       | 61          | 33          | 43           | 1          | 1           | 1          |             | 7          | 1           |             | 1345       | 6            | 2075       |     |          |  |            |  |            |  |       |
| 21. Gambling                       | 27          |             | 2            | 1          | 170         |            |             |            |             |             | 2          |              | 142        |     |          |  |            |  |            |  |       |
| 22. Driving While Intoxicated      | 446         | 234         | 40           | 1          | 5           | 17         |             | 5          | 17          |             |            |              | 200        |     |          |  |            |  |            |  |       |
| 23. Road and Driving Laws          | 710         | 262         | 63           | 1          | 1           | 106        |             | 10         | 106         |             | 61         |              | 892        |     |          |  |            |  |            |  |       |
| 24. Parking Violations             |             | 1           |              |            |             | 1          |             |            | 1           |             |            |              | 1744       |     |          |  |            |  |            |  |       |
| 25. Traffic-Motor Laws (exc 22-24) | 152         | 73          | 15           | 5          |             | 3          |             | 5          | 22          |             | 10         | 2            | 337        |     |          |  |            |  |            |  |       |
| 26. All Other Offenses             | 379         | 211         | 31           | 25         | 34          | 27         |             | 69         | 27          |             | 985        | 13           | 1785       |     |          |  |            |  |            |  |       |
| Total Class 2 Offenses             | <u>4592</u> | <u>2662</u> | <u>1238</u>  | <u>176</u> | <u>749</u>  | <u>201</u> | <u>24</u>   | <u>211</u> | <u>771</u>  | <u>3543</u> | <u>100</u> | <u>14267</u> |            |     |          |  |            |  |            |  |       |
| Class 3 Offenses                   |             |             |              |            |             |            |             |            |             |             |            |              |            |     |          |  |            |  |            |  |       |
| 27. Suspicion                      | 16          | 16          | 2            | 4          | 1           |            |             | 1          |             |             | 12         |              | 52         |     |          |  |            |  |            |  |       |
| 28. Federal Offenses               | 290         | 138         | 30           | 55         | 15          | 1          |             | 12         |             |             | 77         | 6            | 638        |     |          |  |            |  |            |  |       |
| 29. Non-Offense Arrests            |             |             |              |            |             |            |             |            |             |             |            |              |            |     |          |  |            |  |            |  |       |
| Total Class 3 Offenses             | <u>306</u>  | <u>154</u>  | <u>32</u>    | <u>59</u>  | <u>16</u>   | <u>1</u>   | <u>24</u>   | <u>13</u>  | <u>14</u>   | <u>89</u>   | <u>6</u>   | <u>690</u>   |            |     |          |  |            |  |            |  |       |
| GRAND TOTAL                        | <u>5126</u> | <u>2991</u> | <u>1301</u>  | <u>522</u> | <u>784</u>  | <u>206</u> | <u>24</u>   | <u>554</u> | <u>806</u>  | <u>4544</u> | <u>124</u> | <u>16982</u> |            |     |          |  |            |  |            |  |       |

ARRESTS - MALE AND FEMALE - BY AGE GROUPS (JUVENILES)

| Class                         | Under 15                |     | 15  |     | 16  |     | 17   |     | TOTAL |      | GRAND TOTAL |
|-------------------------------|-------------------------|-----|-----|-----|-----|-----|------|-----|-------|------|-------------|
|                               | M                       | F   | M   | F   | M   | F   | M    | F   | M     | F    |             |
|                               | <b>Class 1 Offenses</b> |     |     |     |     |     |      |     |       |      |             |
| 1. Criminal Homicide          | -                       | -   | -   | -   | -   | -   | -    | -   | -     | -    | --          |
| (a) Murder-Nonneg. Manslghtr. | -                       | -   | -   | -   | -   | -   | -    | -   | -     | -    | --          |
| (b) Manslghtr. by Negligence  | -                       | -   | -   | -   | -   | -   | -    | -   | -     | -    | 5           |
| 2. Rape                       | 12                      | 2   | 2   | 1   | 1   | 1   | 2    | 5   | 20    | 2    | 22          |
| 3. Robbery                    | 3                       | 4   | 1   | 1   | 1   | 1   | 2    | 7   | 259   | 2    | 9           |
| 4. Aggravated Assault         | 154                     | 83  | 43  | 1   | 31  | 23  | 31   | 19  | 681   | 5    | 264         |
| 5. Burglary, Breaking, etc.   | 443                     | 18  | 95  | 35  | 82  | 23  | 61   | 1   | 119   | 3    | 841         |
| 6. Larceny-Theft              | 18                      | 90  | 50  | 37  | 33  | 25  | 18   | 20  | 1091  | 172  | 122         |
| 7. Auto Theft                 | 631                     | 25  | 192 | 37  | 149 | 25  | 119  | 20  | 1091  | 172  | 1263        |
| <b>Total Class 1 Offenses</b> |                         |     |     |     |     |     |      |     |       |      |             |
| <b>Class 2 Offenses</b>       |                         |     |     |     |     |     |      |     |       |      |             |
| 8. Other Assaults             | 122                     | 25  | 38  | 2   | 22  | 5   | 20   | 2   | 202   | 34   | 236         |
| 9. Forgery & Counterfeiting   | 1                       | 1   | 1   | 1   | 1   | 1   | 2    | 1   | 5     | 1    | 6           |
| 10. Embezzlement & Fraud      | 2                       | 1   | 1   | 1   | 1   | 1   | 1    | 1   | 4     | 1    | 5           |
| 11. Stolen Property           | 11                      | 1   | 6   | 1   | 2   | 2   | 2    | 2   | 21    | 2    | 23          |
| 12. Weapon Offenses           | 71                      | 20  | 20  | 1   | 17  | 17  | 7    | 1   | 115   | 1    | 116         |
| 13. Commercialized Vice       | 29                      | 5   | 10  | 9   | 12  | 3   | 15   | 4   | 66    | 21   | 87          |
| 14. Sex Offenses              | 282                     | 114 | 145 | 73  | 167 | 79  | 137  | 49  | 731   | 315  | 1046        |
| 15. Family Offenses           | 2                       | 1   | 2   | 30  | 130 | 18  | 95   | 12  | 1205  | 274  | 1479        |
| 16. Narcotic Drug Law         | 764                     | 214 | 216 | 3   | 9   | 18  | 33   | 12  | 1205  | 274  | 1479        |
| 17. State Liquor Law          | 3                       | 1   | 1   | 1   | 3   | 1   | 1    | 1   | 7     | 4    | 11          |
| 18. Drunkenness               | 3                       | 1   | 2   | 30  | 130 | 18  | 95   | 12  | 1205  | 274  | 1479        |
| 19. Disorderly Conduct        | 195                     | 15  | 58  | 2   | 317 | 54  | 571  | 77  | 1141  | 148  | 1289        |
| 20. Vagrancy                  | 13                      | 3   | 12  | 6   | 38  | 7   | 41   | 6   | 104   | 16   | 120         |
| 21. Gambling Intoxicated      | 754                     | 61  | 132 | 123 | 71  | 1   | 55   | 2   | 1012  | 70   | 1082        |
| 22. Driving Intoxicated       | 2249                    | 440 | 643 | 123 | 791 | 167 | 983  | 154 | 4666  | 884  | 5550        |
| 23. Road and Driving Laws     | 195                     | 15  | 58  | 2   | 317 | 54  | 571  | 77  | 1141  | 148  | 1289        |
| 24. Parking Violations        | 13                      | 3   | 12  | 6   | 38  | 7   | 41   | 6   | 104   | 16   | 120         |
| 25. Traffic Laws              | 754                     | 61  | 132 | 123 | 71  | 1   | 55   | 2   | 1012  | 70   | 1082        |
| 26. All Other Offenses        | 2249                    | 440 | 643 | 123 | 791 | 167 | 983  | 154 | 4666  | 884  | 5550        |
| <b>Total Class 2 Offenses</b> |                         |     |     |     |     |     |      |     |       |      |             |
| <b>Class 3 Offenses</b>       |                         |     |     |     |     |     |      |     |       |      |             |
| 27. Suspicion                 | 4                       | 100 | 6   | 2   | 2   | 1   | 6    | 1   | 151   | 104  | 16          |
| 28. Federal Offenses          | 128                     | 100 | 6   | 2   | 8   | 1   | 9    | 1   | 151   | 104  | 255         |
| 29. Non-Offense Arrests       | 132                     | 100 | 10  | 2   | 10  | 1   | 15   | 1   | 167   | 104  | 271         |
| <b>Total Class 3 Offenses</b> |                         |     |     |     |     |     |      |     |       |      |             |
| <b>GRAND TOTAL</b>            |                         |     |     |     |     |     |      |     |       |      |             |
|                               | 3012                    | 630 | 845 | 162 | 950 | 193 | 1117 | 175 | 5924  | 1160 | 7084        |



ARRESTS - MALE AND FEMALE - BY AGE GROUPS

| Class                       | 18  |    | 19  |    | 20  |    | 21  |    | 22  |    | 23  |    | 24  |    |
|-----------------------------|-----|----|-----|----|-----|----|-----|----|-----|----|-----|----|-----|----|
|                             | M   | F  | M   | F  | M   | F  | M   | F  | M   | F  | M   | F  | M   | F  |
| Class 1 Offenses            |     |    |     |    |     |    |     |    |     |    |     |    |     |    |
| 1. Criminal Homicide        |     |    |     |    |     |    |     |    |     |    |     |    |     |    |
| (a) Murder-Nonneg.Mnslghtr. | 1   |    |     | 1  |     |    |     | 1  |     |    |     |    |     | 1  |
| (b) Mnslghtr.by Negligence  |     |    |     | 1  |     |    |     |    |     |    |     |    |     |    |
| 2. Rape                     |     |    |     |    |     |    |     |    |     |    |     |    |     |    |
| 3. Robbery                  | 2   |    | 5   |    | 1   | 1  |     | 9  |     | 7  |     | 1  |     | 2  |
| 4. Aggravated Assault       | 2   |    | 2   |    | 1   |    |     | 4  |     |    |     | 1  |     | 1  |
| 5. Burglary, Breaking, etc. | 23  |    | 12  |    | 8   |    |     |    | 9   |    |     | 4  |     | 3  |
| 6. Larceny - Theft          | 33  | 17 | 19  | 19 | 15  | 19 | 14  | 10 | 12  | 11 | 4   | 9  | 3   | 7  |
| 7. Auto Theft               | 11  | 2  | 2   |    | 5   |    | 3   |    | 4   | 1  |     |    | 1   |    |
| Total Class 1 Offenses      | 72  | 19 | 40  | 19 | 32  | 20 | 32  | 11 | 32  | 12 | 15  | 5  | 9   | 8  |
| Class 2 Offenses            |     |    |     |    |     |    |     |    |     |    |     |    |     |    |
| 8. Other Assaults           | 8   |    | 11  | 2  | 16  | 1  |     | 22 | 4   | 8  | 12  | 2  | 27  | 2  |
| 9. Forgery & Counterfeiting | 1   |    | 2   |    | 1   |    |     | 4  | 1   | 1  | 1   |    | 6   |    |
| 10. Embezzlement and Fraud  |     |    |     |    | 3   |    |     | 4  |     | 4  | 2   |    | 1   |    |
| 11. Stolen Property         | 6   | 1  | 6   |    | 4   |    | 1   |    | 3   | 6  | 2   |    | 3   | 1  |
| 12. Weapon Offenses         | 1   | 5  | 9   | 12 | 2   | 7  | 4   | 4  | 1   | 1  | 1   | 4  | 1   | 4  |
| 13. Commercialized Vice     | 8   |    | 10  | 2  | 5   |    | 5   | 3  | 2   | 2  | 3   |    | 4   |    |
| 14. Sex Offenses            | 7   |    | 10  | 2  | 8   |    | 9   | 3  | 6   | 2  | 9   |    | 8   |    |
| 15. Family Offenses         |     |    |     |    |     |    |     |    |     |    |     |    |     |    |
| 16. Narcotic Drug Law       | 2   |    | 1   | 1  | 3   | 1  | 1   | 1  | 2   | 2  | 1   | 1  | 2   | 1  |
| 17. State Liquor Law        | 44  | 7  | 47  | 12 | 62  | 8  | 57  | 7  | 51  | 6  | 65  | 10 | 55  | 6  |
| 18. Drunkenness             | 41  | 4  | 26  | 8  | 22  | 6  | 34  | 6  | 23  | 5  | 16  | 7  | 18  | 5  |
| 19. Disorderly Conduct      | 2   | 3  | 3   | 1  | 1   | 1  | 3   | 3  | 1   | 1  | 1   |    | 1   |    |
| 20. Vagrancy                | 1   |    |     |    | 2   |    | 4   |    | 4   |    | 2   |    | 1   |    |
| 21. Gambling                | 7   |    | 12  | 1  | 7   |    | 14  |    | 18  |    | 18  | 2  | 18  | 1  |
| 22. Driving Intoxicated     | 24  | 1  | 31  | 1  | 35  | 1  | 29  | 1  | 21  |    | 21  | 1  | 31  |    |
| 23. Road and Driving Laws   |     |    |     |    | 1   |    |     |    |     |    |     |    |     |    |
| 24. Parking Violations      | 13  |    | 9   |    | 8   |    | 15  |    | 17  |    | 6   |    | 9   |    |
| 25. Traffic Laws            | 17  | 3  | 23  | 2  | 23  | 4  | 15  | 4  | 32  | 3  | 23  | 1  | 22  | 2  |
| 26. All Other Offenses      | 182 | 26 | 190 | 44 | 203 | 33 | 217 | 27 | 200 | 26 | 187 | 28 | 208 | 21 |
| Total Class 2 Offenses      |     |    |     |    |     |    |     |    |     |    |     |    |     |    |
| Class 3 Offenses            |     |    |     |    |     |    |     |    |     |    |     |    |     |    |
| 27. Suspicion               | 11  |    | 7   |    | 1   |    | 4   | 1  | 2   |    | 2   |    | 8   |    |
| 28. Federal Offenses        | 8   | 3  | 16  | 6  | 5   | 2  | 10  | 4  | 10  | 5  | 10  | 6  | 8   | 8  |
| 29. Non-Offense Arrests     | 19  | 3  | 23  | 6  | 6   | 2  | 14  | 5  | 12  | 5  | 12  | 6  | 18  | 8  |
| Total Class 3 Offenses      | 273 | 48 | 253 | 69 | 241 | 55 | 263 | 43 | 244 | 43 | 214 | 39 | 225 | 37 |
| GRAND TOTAL                 |     |    |     |    |     |    |     |    |     |    |     |    |     |    |

ARRESTS - MALE AND FEMALE - BY AGE GROUPS

| Class 1 Offenses             | 25-29 |     | 30-34 |     | 35-39 |     | 40-44 |     | 45-49 |    | 50 & Over |      | TOTAL |   | GRAND TOTAL |
|------------------------------|-------|-----|-------|-----|-------|-----|-------|-----|-------|----|-----------|------|-------|---|-------------|
|                              | M     | F   | M     | F   | M     | F   | M     | F   | M     | F  | M         | F    | M     | F |             |
| 1. Criminal Homicide         | 3     |     | 3     | 1   | 2     |     | 1     |     | 2     |    | 10        | 5    | 15    |   | 15          |
| (a) Murder-Nonneg. Mnslghtr. |       |     |       |     |       |     | 1     |     | 1     |    | 6         |      | 6     |   | 6           |
| (b) Mnslghtr. by Negligence  | 2     |     | 1     |     |       |     | 1     |     | 2     |    | 6         |      | 6     |   | 6           |
| 2. Rape                      | 9     | 2   | 6     | 1   |       |     | 5     | 2   | 1     |    | 45        | 4    | 49    |   | 49          |
| 3. Robbery                   | 3     | 2   | 7     | 1   | 3     |     | 6     |     | 2     | 1  | 36        | 10   | 46    |   | 46          |
| 4. Aggravated Assault        | 20    | 1   | 14    | 2   | 5     |     | 21    | 13  | 6     |    | 109       | 3    | 112   |   | 112         |
| 5. Burglary, Breaking, etc.  | 26    | 21  | 33    | 22  | 27    | 15  | 21    | 13  | 23    | 6  | 289       | 198  | 487   |   | 487         |
| 6. Larceny - Theft           | 2     |     | 4     |     | 5     |     | 1     |     |       |    | 38        | 3    | 41    |   | 41          |
| 7. Auto Theft                | 65    | 26  | 68    | 27  | 46    | 20  | 36    | 15  | 25    | 7  | 539       | 223  | 762   |   | 762         |
| Total Class 1 Offenses       | 84    | 7   | 73    | 6   | 60    | 5   | 34    | 6   | 28    | 2  | 406       | 38   | 444   |   | 444         |
| Class 2 Offenses             | 15    | 1   | 6     |     | 1     |     | 4     |     | 7     |    | 26        |      | 28    |   | 28          |
| 8. Other Assaults            | 15    | 3   | 31    | 2   | 38    | 4   | 11    | 2   | 8     |    | 141       | 13   | 154   |   | 154         |
| 9. Forgery & Counterfeiting  | 6     |     | 14    |     | 5     |     | 7     |     | 4     |    | 15        |      | 15    |   | 15          |
| 10. Embezzlement & Fraud     | 17    | 16  | 3     | 9   | 5     | 7   | 1     | 3   | 5     | 5  | 25        | 78   | 82    |   | 82          |
| 11. Stolen Property          | 13    | 3   | 12    | 2   | 11    | 2   | 6     | 3   | 7     | 1  | 106       | 1    | 107   |   | 107         |
| 12. Weapon Offenses          | 36    | 4   | 42    | 2   | 32    | 2   | 16    | 3   | 8     |    | 199       | 20   | 219   |   | 219         |
| 13. Commercialized Vice      | 2     |     | 2     |     | 6     |     | 3     |     | 1     |    | 19        | 7    | 26    |   | 26          |
| 14. Sex Offenses             | 5     |     | 19    | 6   | 19    | 6   | 14    | 4   | 3     |    | 95        | 40   | 135   |   | 135         |
| 15. Family Offenses          | 296   | 45  | 381   | 56  | 473   | 70  | 458   | 74  | 54    |    | 3774      | 434  | 4208  |   | 4208        |
| 16. Narcotic Drug Law        | 75    | 12  | 67    | 9   | 67    | 6   | 46    | 7   | 27    | 3  | 512       | 84   | 596   |   | 596         |
| 17. State Liquor Law         | 4     |     | 12    |     | 13    |     | 10    | 4   | 18    | 1  | 131       | 10   | 141   |   | 141         |
| 18. Drunkenness              | 17    |     | 29    |     | 28    |     | 30    |     | 29    |    | 193       |      | 193   |   | 193         |
| 19. Disorderly Conduct       | 94    | 9   | 104   | 8   | 139   | 9   | 115   | 9   | 98    | 8  | 833       | 55   | 888   |   | 888         |
| 20. Vagrancy                 | 64    | 1   | 52    | 4   | 36    | 5   | 32    | 3   | 24    | 1  | 431       | 24   | 455   |   | 455         |
| 21. Gambling                 | 1     |     | 1     |     |       |     | 21    |     | 6     |    | 3         |      | 3     |   | 3           |
| 22. Driving Intoxicated      | 43    | 3   | 28    | 2   | 18    | 2   | 63    | 7   | 43    | 4  | 208       | 9    | 217   |   | 217         |
| 23. Road & Driving Laws      | 120   | 7   | 97    | 4   | 96    | 10  | 63    | 7   | 71    |    | 645       | 58   | 703   |   | 703         |
| 24. Parking Violations       | 895   | 114 | 973   | 109 | 1046  | 126 | 873   | 126 | 795   | 82 | 7840      | 877  | 8717  |   | 8717        |
| 25. Traffic Laws             |       |     |       |     |       |     |       |     |       |    |           |      |       |   |             |
| 26. All Other Offenses       |       |     |       |     |       |     |       |     |       |    |           |      |       |   |             |
| Total Class 2 Offenses       | 4     | 4   | 52    | 8   | 38    | 18  | 21    | 8   | 2     | 8  | 35        | 1    | 36    |   | 36          |
| Class 3 Offenses             | 36    | 10  | 52    | 8   | 38    | 18  | 21    | 8   | 25    | 8  | 284       | 99   | 383   |   | 383         |
| 27. Suspicion                | 40    | 10  | 52    | 8   | 39    | 18  | 21    | 8   | 27    | 8  | 319       | 100  | 419   |   | 419         |
| 28. Federal Offenses         | 1000  | 150 | 1093  | 144 | 1131  | 164 | 930   | 149 | 847   | 97 | 8698      | 1200 | 9898  |   | 9898        |
| 29. Non-Offense Arrests      |       |     |       |     |       |     |       |     |       |    |           |      |       |   |             |
| Total Class 3 Offenses       |       |     |       |     |       |     |       |     |       |    |           |      |       |   |             |
| GRAND TOTAL                  |       |     |       |     |       |     |       |     |       |    |           |      |       |   |             |

ARRESTS - MUNICIPAL COURT DISPOSITIONS

|                              | Guilty Re-<br>As Charged | Dis-<br>charged | Cont.<br>to Call | No<br>Grand Jury<br>Filed | Off.<br>Doc-<br>ket | Del.<br>O.A. | Adult<br>State<br>Hosp. | Adult<br>to<br>J.C. | De-<br>ceased | Pend-<br>ing | TOTAL |
|------------------------------|--------------------------|-----------------|------------------|---------------------------|---------------------|--------------|-------------------------|---------------------|---------------|--------------|-------|
| <b>Class 1 Offenses</b>      |                          |                 |                  |                           |                     |              |                         |                     |               |              |       |
| 1. Criminal Homicide         | 14                       |                 |                  | 14                        |                     |              |                         | 1                   |               |              | 15    |
| (a) Murder-Nonneg.Mnslghtr.  | 4                        |                 |                  | 4                         |                     |              |                         |                     |               | 2            | 6     |
| (b) Mnslghtr. by Negligence  | 6                        |                 |                  | 6                         |                     |              |                         |                     |               |              | 6     |
| 2. Rape                      | 47                       |                 |                  | 47                        |                     |              |                         |                     |               |              | 49    |
| 3. Robbery                   | 40                       | 3               | 1                | 40                        | 2                   |              |                         |                     |               |              | 46    |
| 4. Aggravated Assault        | 106                      | 1               |                  | 106                       | 2                   |              |                         | 1                   |               | 1            | 112   |
| 5. Burglary, Breaking etc.   |                          |                 |                  |                           |                     |              |                         |                     |               |              |       |
| 6. Larcney - Theft           | 35                       | 7               | 2                | 35                        | 5                   |              |                         |                     |               |              | 63    |
| (a) \$50 & Over              | 4                        | 15              | 12               | 4                         | 23                  |              | 1                       |                     |               | 4            | 424   |
| (b) Under \$50               | 23                       | 1               |                  | 23                        | 4                   |              |                         |                     |               |              | 41    |
| 7. Auto Theft                | 279                      | 27              | 15               | 279                       | 36                  |              | 1                       | 2                   | 7             |              | 762   |
| Total Class 1 Offenses       | 391                      | 27              | 15               | 279                       | 36                  |              | 1                       | 2                   | 7             |              | 762   |
| <b>Class 2 Offenses</b>      |                          |                 |                  |                           |                     |              |                         |                     |               |              |       |
| 8. Other Assaults            | 286                      | 54              | 22               | 24                        | 75                  |              | 1                       |                     | 4             |              | 444   |
| 9. Forgery & Counterfeiting  | 47                       | 18              | 3                | 53                        | 2                   |              |                         |                     | 3             |              | 28    |
| 10. Embezzlement & Fraud     | 2                        |                 |                  | 12                        | 30                  |              |                         |                     |               |              | 154   |
| 11. Stolen Property          | 20                       | 1               | 1                | 57                        | 1                   |              |                         |                     | 2             |              | 15    |
| 12. Weapon Offenses          | 93                       | 3               |                  | 3                         | 1                   |              |                         |                     | 1             |              | 82    |
| 13. Commercialized Vice      | 41                       | 2               |                  | 56                        | 1                   |              |                         |                     | 1             |              | 103   |
| 14. Sex Offenses             | 45                       | 9               | 6                | 53                        | 14                  |              |                         | 7                   | 1             |              | 107   |
| 15. Family-Children Offenses | 5                        |                 | 1                | 18                        | 1                   |              |                         | 91                  | 1             |              | 219   |
| 16. Narcotic Drug Law        | 120                      | 10              | 1                |                           | 1                   |              |                         | 1                   |               |              | 26    |
| 17. State Liquor Law         | 4096                     | 21              | 30               |                           | 2                   |              |                         |                     | 1             |              | 135   |
| 18. Drunkenness              | 546                      | 15              | 15               |                           | 28                  |              | 12                      |                     | 20            |              | 4208  |
| 19. Disorderly Conduct       | 132                      | 5               |                  |                           | 5                   |              | 1                       |                     | 14            |              | 596   |
| 20. Vagrancy                 | 185                      | 4               |                  | 4                         |                     |              |                         |                     | 1             |              | 141   |
| 21. Gambling                 | 834                      | 9               | 1                |                           | 2                   |              |                         |                     | 37            |              | 193   |
| 22. Driving-Intoxicated      | 433                      | 5               | 1                |                           | 7                   |              |                         | 2                   | 9             |              | 888   |
| 23. Road & Driving Laws      | 3                        |                 |                  |                           |                     |              |                         |                     |               |              | 455   |
| 24. Parking Violations       | 191                      | 2               | 1                |                           | 19                  |              |                         |                     | 4             |              | 3     |
| 25. Traffic Laws             | 379                      | 47              | 13               | 12                        | 49                  |              | 1                       |                     | 18            |              | 217   |
| 26. All Other Offenses       | 7458                     | 205             | 97               | 292                       | 238                 |              | 18                      | 3                   | 115           |              | 8717  |
| Total Class 2 Offenses       |                          |                 |                  | 10                        |                     |              |                         |                     |               |              |       |
| <b>Class 3 Offenses</b>      |                          |                 |                  |                           |                     |              |                         |                     |               |              |       |
| 27. Suspicion                | 3                        | 97              | 1                |                           | 2                   |              |                         |                     | 1             |              | 36    |
| 28. Federal Offenses         | 3                        | 97              | 1                |                           | 159                 |              | 120                     |                     | 1             |              | 383   |
| 29. Non-Offense Arrests      | 3                        | 97              | 1                |                           | 193                 |              | 120                     |                     | 1             |              | 419   |
| Total Class 3 Offenses       | 7852                     | 234             | 113              | 571                       | 13                  |              | 139                     |                     | 6             |              | 9898  |
| GRAND TOTAL                  |                          |                 |                  |                           |                     |              |                         |                     |               |              |       |

ARRESTS - MUNICIPAL COURT SENTENCES

|                                | Costs<br>Only | Fine<br>&<br>Costs | Days<br>&<br>Costs | Days<br>&<br>Fine | Days<br>Only | Traf<br>Viol<br>Fine<br>ONLY | Peace<br>Bond | Pro-Other<br>ba- Pend-<br>tion ing | Total | 27.  |
|--------------------------------|---------------|--------------------|--------------------|-------------------|--------------|------------------------------|---------------|------------------------------------|-------|------|
| Class 1 Offenses               |               |                    |                    |                   |              |                              |               |                                    |       |      |
| 1. Criminal Homicide           |               |                    |                    |                   |              |                              |               |                                    |       |      |
| (a) Murder-Nonneg.             |               |                    |                    |                   |              |                              |               | 15                                 | 15    |      |
| Mnslghtr.                      |               |                    |                    |                   |              |                              |               |                                    |       |      |
| (b) Mnslghtr. by               |               |                    |                    |                   |              |                              |               | 6                                  | 6     |      |
| Negligence                     |               |                    |                    |                   |              |                              |               | 6                                  | 6     |      |
| 2. Rape                        |               |                    |                    |                   |              |                              |               | 49                                 | 49    |      |
| 3. Robbery                     |               |                    |                    |                   |              |                              |               | 45                                 | 46    |      |
| 4. Aggravated Assault          | 1             |                    |                    |                   |              |                              |               | 112                                | 112   |      |
| 5. Burglary, Breaking etc.     |               |                    |                    |                   |              |                              |               |                                    |       |      |
| 6. Larceny-Theft (exc. Auto)   |               |                    |                    |                   |              |                              |               |                                    |       |      |
| (a) \$50 & Over                | 2             | 2                  | 3                  | 7                 |              |                              |               | 2                                  | 47    | 63   |
| (b) Under \$50                 | 12            | 84                 | 66                 | 151               |              |                              |               | 58                                 | 53    | 424  |
| 7. Auto Theft                  | 1             |                    | 6                  | 3                 |              |                              |               | 2                                  | 29    | 41   |
| Total Class 1 Offenses         | 16            | 86                 | 75                 | 161               |              |                              |               | 62                                 | 362   | 762  |
| Class 2 Offenses               |               |                    |                    |                   |              |                              |               |                                    |       |      |
| 8. Other Assaults              | 73            | 50                 | 45                 | 49                |              |                              | 74            | 35                                 | 118   | 444  |
| 9. Forgery & Counterfeiting    |               |                    |                    |                   |              |                              |               |                                    | 28    | 28   |
| 10. Embezzlement & Fraud       | 16            | 6                  | 13                 | 19                |              |                              |               | 4                                  | 96    | 154  |
| 11. Stolen Property            |               |                    | 1                  | 1                 |              |                              |               |                                    | 13    | 15   |
| 12. Weapon Offenses            | 3             | 8                  | 2                  | 6                 |              |                              |               | 1                                  | 62    | 82   |
| 13. Commercialized Vice        | 3             | 9                  | 71                 | 7                 |              |                              |               | 3                                  | 10    | 103  |
| 14. Sex Offenses (exc. 2 & 13) | 1             | 3                  | 4                  | 19                |              |                              |               | 14                                 | 66    | 107  |
| 15. Family-Children Offenses   | 3             | 1                  | 17                 | 2                 | 1            |                              | 1             | 21                                 | 173   | 219  |
| 16. Narcotic Drug Laws         |               | 2                  |                    | 2                 |              |                              |               | 1                                  | 21    | 26   |
| 17. State Liquor Laws          | 5             | 99                 |                    | 16                |              |                              |               |                                    | 15    | 135  |
| 18. Drunkenness                | 1306          | 1696               | 605                | 422               | 4            |                              | 3             | 62                                 | 110   | 4208 |
| 19. Disorderly Conduct         | 137           | 373                | 11                 | 12                |              |                              | 12            | 1                                  | 50    | 596  |
| 20. Vagrancy                   | 32            | 20                 | 75                 | 4                 | 1            |                              |               | 1                                  | 8     | 141  |
| 21. Gambling                   | 28            | 150                |                    | 6                 |              |                              |               | 1                                  | 8     | 193  |
| 22. Driving - Intoxicated      | 1             | 8                  | 102                | 724               |              |                              |               |                                    | 53    | 888  |
| 23. Road & Driving Laws        | 107           | 268                | 13                 | 41                | 1            | 3                            |               | 2                                  | 20    | 455  |
| 24. Parking Violations         | 1             | 2                  |                    |                   |              |                              |               |                                    |       | 3    |
| 25. Traffic-Motor Laws         | 11            | 36                 | 48                 | 90                | 2            |                              |               | 4                                  | 26    | 217  |
| 26. All Other Offenses         | 64            | 103                | 21                 | 10                | 1            |                              | 189           | 7                                  | 308   | 703  |
| Total Class 2 Offenses         | 1791          | 2834               | 1028               | 1430              | 10           | 3                            | 279           | 157                                | 1185  | 8717 |
| Class 3 Offenses               |               |                    |                    |                   |              |                              |               |                                    |       |      |
| 27. Suspicion                  |               |                    |                    |                   |              |                              |               |                                    | 36    | 36   |
| 28. Federal Offenses           |               |                    |                    |                   |              |                              |               |                                    | 381   | 383  |
| 29. Non-Offense Arrests        |               |                    | 2                  |                   |              |                              |               |                                    | 417   | 419  |
| Total Class 3 Offenses         |               |                    | 2                  |                   |              |                              |               |                                    | 417   | 419  |
| GRAND TOTAL                    | 1807          | 2920               | 1105               | 1591              | 10           | 3                            | 279           | 219                                | 1964  | 9898 |

ADULT ARRESTS-MUNICIPAL COURT-INSTITUTIONS SENTENCED

|                                 | Lucas<br>County<br><u>Jail</u> | <u>Workhouse</u> | City<br><u>Jail</u> | No<br><u>Inst.</u> | <u>TOTAL</u> |
|---------------------------------|--------------------------------|------------------|---------------------|--------------------|--------------|
| <b>Class 1 Offenses</b>         |                                |                  |                     |                    |              |
| 1. Criminal Homicide            |                                |                  |                     |                    |              |
| (a) Murder-Nonneg.<br>Mnslghtr. |                                |                  |                     | 15                 | 15           |
| (b) Mnslghtr. by<br>Negligence  |                                |                  |                     | 6                  | 6            |
| 2. Rape                         |                                |                  |                     | 6                  | 6            |
| 3. Robbery                      |                                |                  |                     | 49                 | 49           |
| 4. Aggravated Assault           |                                |                  |                     | 46                 | 46           |
| 5. Burglary, Breaking etc.      |                                |                  |                     | 112                | 112          |
| 6. Larceny-Theft                |                                |                  |                     |                    |              |
| (a) \$50 & Over                 | 1                              | 6                |                     | 56                 | 63           |
| (b) Under \$50                  | 21                             | 89               |                     | 314                | 424          |
| 7. Auto Theft                   | <u>1</u>                       | <u>7</u>         | —                   | <u>33</u>          | <u>41</u>    |
| Total Class 1 Offenses          | 23                             | 102              |                     | 637                | 762          |
| <b>Class 2 Offenses</b>         |                                |                  |                     |                    |              |
| 8. Other Assaults               | 4                              | 48               |                     | 392                | 444          |
| 9. Forgery & Counterfeiting     |                                |                  |                     | 28                 | 28           |
| 10. Embezzlement & Fraud        | 2                              | 18               |                     | 134                | 154          |
| 11. Stolen Property             |                                | 2                |                     | 13                 | 15           |
| 12. Weapon Offenses             |                                | 4                |                     | 78                 | 82           |
| 13. Commercialized Vice         | 56                             | 6                |                     | 41                 | 103          |
| 14. Sex Offenses (exc. 2 & 13)  |                                | 18               |                     | 89                 | 107          |
| 15. Family-Children Offenses    |                                | 11               |                     | 208                | 219          |
| 16. Narcotic Drug Law           |                                |                  |                     | 26                 | 26           |
| 17. State Liquor Law            |                                | 4                |                     | 131                | 135          |
| 18. Drunkenness                 | 53                             | 730              | 1                   | 3424               | 4208         |
| 19. Disorderly Conduct          | 2                              | 14               | 1                   | 579                | 596          |
| 20. Vagrancy                    | 4                              | 56               |                     | 81                 | 141          |
| 21. Gambling                    |                                | 2                |                     | 191                | 193          |
| 22. Driving-Intoxicated         | 57                             | 739              |                     | 92                 | 888          |
| 23. Road & Driving Laws         | 1                              | 36               | 3                   | 415                | 455          |
| 24. Parking Violations          |                                |                  |                     | 3                  | 3            |
| 25. Traffic - Motor Laws        | 3                              | 88               |                     | 126                | 217          |
| 26. All Other Offenses          | <u>3</u>                       | <u>17</u>        | —                   | <u>683</u>         | <u>703</u>   |
| Total Class 2 Offenses          | 185                            | 1793             | 5                   | 6734               | 8717         |
| <b>Class 3 Offenses</b>         |                                |                  |                     |                    |              |
| 27. Suspicion                   |                                |                  |                     |                    |              |
| 28. Federal Offenses            |                                |                  |                     | 36                 | 36           |
| 29. Non-Offense Arrests         | <u>1</u>                       | <u>1</u>         | —                   | <u>381</u>         | <u>383</u>   |
| Total Class 3 Offenses          | <u>1</u>                       | <u>1</u>         | —                   | <u>417</u>         | <u>419</u>   |
| <b>GRAND TOTAL</b>              | 209                            | 1896             | 5                   | 7788               | 9898         |

## ARRESTS - MUNICIPAL COURT LENIENCY

29.

|                                | <u>Fine</u><br><u>Susp'd.</u> | <u>Days</u><br><u>Susp'd.</u> | <u>Both</u><br><u>Susp'd.</u> | <u>Other</u> | <u>TOTAL</u> |
|--------------------------------|-------------------------------|-------------------------------|-------------------------------|--------------|--------------|
| Class 1 Offenses               |                               |                               |                               |              |              |
| 1. Criminal Homicide           |                               |                               |                               |              |              |
| (a) Murder-Nonneg.             |                               |                               |                               |              |              |
| Mnslghtr.                      |                               |                               |                               | 15           | 15           |
| (b) Mnslghtr. by               |                               |                               |                               |              |              |
| Negligence                     |                               |                               |                               | 6            | 6            |
| 2. Rape                        |                               |                               |                               | 6            | 6            |
| 3. Robbery                     |                               |                               |                               | 49           | 49           |
| 4. Aggravated Assault          |                               |                               |                               | 46           | 46           |
| 5. Burglary, Breaking etc.     |                               |                               |                               | 112          | 112          |
| 6. Larceny-Theft               |                               |                               |                               |              |              |
| (a) \$50 & Over                |                               | 5                             |                               | 58           | 63           |
| (b) Under \$50                 | 10                            | 126                           | 1                             | 287          | 424          |
| 7. Auto Theft                  |                               | 2                             |                               | 39           | 41           |
| Total Class 1 Offenses         | 10                            | 133                           | 1                             | 618          | 762          |
| Class 2 Offenses               |                               |                               |                               |              |              |
| 8. Other Assaults              | 17                            | 35                            | 3                             | 389          | 444          |
| 9. Forgery & Counterfeiting    |                               |                               |                               | 28           | 28           |
| 10. Embezzlement & Fraud       | 4                             | 10                            |                               | 140          | 154          |
| 11. Stolen Property            |                               |                               |                               | 15           | 15           |
| 12. Weapon Offenses            | 1                             | 3                             |                               | 78           | 82           |
| 13. Commercialized Vice        | 3                             | 10                            |                               | 90           | 103          |
| 14. Sex Offenses (exc. 2 & 13) |                               | 6                             |                               | 101          | 107          |
| 15. Family-Children Offenses   | 2                             | 9                             | 1                             | 207          | 219          |
| 16. Narcotic Drug Laws         |                               | 2                             |                               | 24           | 26           |
| 17. State Liquor Laws          | 8                             | 11                            |                               | 116          | 135          |
| 18. Drunkenness                | 206                           | 231                           | 9                             | 3762         | 4208         |
| 19. Disorderly Conduct         | 37                            | 4                             |                               | 555          | 596          |
| 20. Vagrancy                   | 12                            | 16                            | 1                             | 112          | 141          |
| 21. Gambling                   | 9                             | 5                             |                               | 179          | 193          |
| 22. Driving - Intoxicated      |                               | 11                            |                               | 877          | 888          |
| 23. Road & Driving Laws        | 10                            | 16                            | 1                             | 428          | 455          |
| 24. Parking Violations         |                               |                               |                               | 3            | 3            |
| 25. Traffic-Motor Laws         | 2                             | 41                            | 1                             | 173          | 217          |
| (exc. 22-24)                   |                               |                               |                               |              |              |
| 26. All Other Offenses         | 47                            | 10                            | 1                             | 645          | 703          |
| Total Class 2 Offenses         | 358                           | 420                           | 17                            | 7922         | 8717         |
| Class 3 Offenses               |                               |                               |                               |              |              |
| 27. Suspicion                  |                               |                               |                               |              |              |
| 28. Federal Offenses           |                               |                               |                               | 36           | 36           |
| 29. Non-Offense Arrests        |                               |                               |                               | 383          | 383          |
| Total Class 3 Offenses         |                               |                               |                               | 419          | 419          |
| GRAND TOTAL                    | 368                           | 553                           | 18                            | 8959         | 9898         |

CHARGES AGAINST PERSONS - BY COMMON PLEAS COURT

OUTCOME

|                               | <u>Guilty<br/>as<br/>Charged</u> | <u>Not<br/>Guilty</u> | <u>No Bill<br/>Reported</u> | <u>Indictment<br/>Nollied</u> | <u>Pending<br/>Inactive</u> | <u>TOTAL</u> |
|-------------------------------|----------------------------------|-----------------------|-----------------------------|-------------------------------|-----------------------------|--------------|
| <b>Class 1 Offenses</b>       |                                  |                       |                             |                               |                             |              |
| 1. Criminal Homicide          |                                  |                       |                             |                               |                             |              |
| (a) Murder-Nonneg.Mnslghtr.   | 5                                | 2                     | 2                           |                               | 5                           | 14           |
| (b) Mnslghtr by Negligence    | 2                                |                       |                             |                               | 2                           | 4            |
| 2. Rape                       |                                  |                       | 3                           |                               | 3                           | 6            |
| 3. Robbery                    | 26                               |                       | 10                          | 2                             | 9                           | 47           |
| 4. Aggravated Assault         | 19                               | 1                     | 13                          |                               | 7                           | 40           |
| 5. Burglary, Breaking etc.    | 82                               | 2                     | 4                           | 1                             | 17                          | 106          |
| 6. Larceny-Theft              |                                  |                       |                             |                               |                             |              |
| (a) \$50 & Over               | 19                               | 1                     | 6                           | 3                             | 6                           | 35           |
| (b) Under \$50                | 2                                |                       | 1                           |                               | 1                           | 4            |
| 7. Auto Theft                 | <u>20</u>                        | <u>—</u>              | <u>—</u>                    | <u>1</u>                      | <u>2</u>                    | <u>23</u>    |
| Total Class 1 Offenses        | 175                              | 6                     | 39                          | 7                             | 52                          | 279          |
| <b>Class 2 Offenses</b>       |                                  |                       |                             |                               |                             |              |
| 8. Other Assaults             |                                  |                       |                             |                               |                             |              |
| 9. Forgery & Counterfeiting   | 14                               |                       | 5                           |                               | 5                           | 24           |
| 10. Embezzlement & Fraud      | 38                               |                       | 9                           | 2                             | 4                           | 53           |
| 11. Stolen Property           | 2                                | 1                     | 7                           |                               | 2                           | 12           |
| 12. Weapon Offenses           | 35                               |                       | 13                          | 5                             | 4                           | 57           |
| 13. Commercialized Vice       | 1                                |                       |                             |                               | 2                           | 3            |
| 14. Sex Offenses (Exc 2 & 13) | 28                               | 1                     | 7                           |                               | 20                          | 56           |
| 15. Family-Children Offenses  | 17                               |                       | 17                          | 4                             | 15                          | 53           |
| 16. Narcotic Drug Laws        | 10                               |                       | 2                           | 1                             | 5                           | 18           |
| 17. State Liquor Laws         |                                  |                       |                             |                               |                             |              |
| 18. Drunkenness               |                                  |                       |                             |                               |                             |              |
| 19. Disorderly Conduct        |                                  |                       |                             |                               |                             |              |
| 20. Vagrancy                  |                                  |                       |                             |                               |                             |              |
| 21. Gambling                  | 1                                |                       |                             |                               | 3                           | 4            |
| 22. Driving While Intoxicated |                                  |                       |                             |                               |                             |              |
| 23. Road & Driving Laws       |                                  |                       |                             |                               |                             |              |
| 24. Parking Violations        |                                  |                       |                             |                               |                             |              |
| 25. Traffic-Motor Laws        |                                  |                       |                             |                               |                             |              |
| 26. All Other Offenses        | <u>4</u>                         | <u>—</u>              | <u>4</u>                    | <u>—</u>                      | <u>4</u>                    | <u>12</u>    |
| Total Class 2 Offenses        | <u>150</u>                       | <u>2</u>              | <u>64</u>                   | <u>12</u>                     | <u>64</u>                   | <u>292</u>   |
| <b>GRAND TOTAL</b>            | 325                              | 8                     | 103                         | 19                            | 116                         | 571          |

BILLS OF INDICTMENT - FINAL JUDGE IN COMMON PLEAS COURT

|                               | Tudor | McCabe | Macel-wane | O'Connor | Straub | Hackett | Stahl | Moore-head | No Judge | TOTAL |
|-------------------------------|-------|--------|------------|----------|--------|---------|-------|------------|----------|-------|
| <b>Class 1 Offenses</b>       |       |        |            |          |        |         |       |            |          |       |
| 1. Criminal Homicide          | 1     |        | 1          |          | 1      | 3       |       | 1          | 7        | 14    |
| (a) Murder-Nonneg. Mnslghtr.  |       |        | 1          |          |        |         |       |            | 2        | 4     |
| (b) Mnslghtr. by Negligence   |       |        | 1          |          |        | 1       |       |            | 6        | 6     |
| 2. Rape                       | 3     | 7      | 6          | 4        | 2      | 5       | 1     |            | 19       | 47    |
| 3. Robbery                    | 1     | 4      | 3          | 3        | 6      | 3       | 1     |            | 19       | 40    |
| 4. Aggravated Assault         | 4     | 10     | 7          | 9        | 28     | 19      | 8     |            | 21       | 106   |
| 5. Burglary, Breaking etc.    |       |        |            |          |        |         |       |            |          |       |
| 6. Larceny-Theft              | 1     | 5      | 4          | 3        | 6      | 2       | 2     |            | 12       | 35    |
| (a) \$50 & Over               |       |        |            |          | 2      |         |       |            | 2        | 4     |
| (b) Under \$50                |       | 8      | 5          | 1        | 4      | 3       |       |            | 2        | 23    |
| 7. Auto Theft                 | 10    | 34     | 27         | 20       | 49     | 36      | 12    | 1          | 90       | 279   |
| Total Class 1 Offenses        |       |        |            |          |        |         |       |            |          |       |
| <b>Class 2 Offenses</b>       |       |        |            |          |        |         |       |            |          |       |
| 8. Other Assaults             | 1     | 2      | 4          | 1        | 2      | 4       | 1     |            | 9        | 24    |
| 9. Forgery & Counterfeiting   |       | 10     | 8          | 7        | 10     | 6       |       |            | 12       | 53    |
| 10. Embezzlement & Fraud      |       |        |            |          | 1      | 2       |       |            | 2        | 12    |
| 11. Stolen Property           | 1     | 8      | 5          | 7        | 10     | 8       | 1     |            | 17       | 57    |
| 12. Weapon Offenses           |       | 1      |            |          |        |         |       |            | 2        | 3     |
| 13. Commercialized Vice       |       | 7      | 7          | 3        | 7      | 5       | 1     |            | 26       | 56    |
| 14. Sex Offenses (Exc 2-13)   | 1     | 6      | 11         | 5        | 5      | 1       | 1     |            | 23       | 53    |
| 15. Family-Children Offenses  | 1     | 3      | 2          | 4        |        | 1       |       |            | 7        | 18    |
| 16. State Narcotic Drug Laws  |       |        |            |          |        |         |       |            |          |       |
| 17. State Liquor Laws         |       |        |            |          |        |         |       |            |          |       |
| 18. Drunkenness               |       |        |            |          |        |         |       |            |          |       |
| 19. Disorderly Conduct        |       |        |            |          |        |         |       |            |          |       |
| 20. Vagrancy                  |       |        |            |          | 1      |         |       |            | 3        | 4     |
| 21. Gambling                  |       |        |            |          |        |         |       |            |          |       |
| 22. Driving While Intoxicated |       |        |            |          |        |         |       |            |          |       |
| 23. Road & Driving Laws       |       |        |            |          |        |         |       |            |          |       |
| 24. Parking Violations        |       |        |            |          |        |         |       |            |          |       |
| 25. Traffic and Motor Laws    |       |        |            |          |        |         |       |            |          |       |
| 26. All Other Offenses        | 4     | 38     | 39         | 27       | 37     | 27      | 4     |            | 116      | 292   |
| Total Class 2 Offenses        |       |        |            |          |        |         |       |            |          |       |
| <b>Class 3 Offenses</b>       |       |        |            |          |        |         |       |            |          |       |
| 28. Federal Offenses          |       |        |            |          |        |         |       |            |          |       |
| 29. Non-Offense Arrests       |       |        |            |          |        |         |       |            |          |       |
| Total Class 3 Offenses        | 14    | 72     | 66         | 47       | 86     | 63      | 16    | 1          | 206      | 571   |
| GRAND TOTAL                   |       |        |            |          |        |         |       |            |          |       |

Note: All Juvenile Arrests as shown on Page 23 are referred to Judge Alexander.



PERSONS CHARGED - BY INSTITUTIONS SENTENCED - GRAND JURY

|                               | <u>Ohio</u><br><u>Penit-</u><br><u>entiary</u> | <u>Ohio</u><br><u>State</u><br><u>Reform-</u><br><u>atory</u> | <u>Ohio</u><br><u>Womens</u><br><u>Reform-</u><br><u>atory</u> | <u>Lucas</u><br><u>County</u><br><u>Jail</u> | <u>Toledo</u><br><u>House</u><br><u>Correc-</u><br><u>tion</u> | <u>No</u><br><u>Institu-</u><br><u>tion</u> | <u>TOTAL</u> |
|-------------------------------|--|---|--|--|--|---|--------------|
| Class 1 Offenses              |  |   |  |  |  |   |              |
| 1. Criminal Homicide          |  |   |  |  |  |   |              |
| (a) Murder-Nonneg.Mnslghtr.   | 4  |   | 1  |  |  | 9   | 14           |
| (b) Mnslghtr by Negligence    |  |   |  |  |  | 4   | 4            |
| 2. Rape                       |  |   |  |  |  | 6   | 6            |
| 3. Robbery                    | 9  | 7   | 1  | 3  |  | 27  | 47           |
| 4. Aggravated Assault         | 4  | 4   |  | 1  |  | 31  | 40           |
| 5. Burglary, Breaking etc.    | 26   | 20  |  |  |  | 60  | 106          |
| 6. Larceny - Theft            |  |   |  |  |  |   |              |
| (a) \$50 & Over               | 4  | 2   | 1  | 3  |  | 25  | 35           |
| (b) Under \$50                |  |   |  | 1  |  | 3   | 4            |
| 7. Auto Theft                 | <u>2</u>                                       | <u>6</u>  | <u>    </u>  | <u>2</u>                                     | <u>    </u>  | <u>13</u>                                   | <u>23</u>    |
| Total Class 1 Offenses        | 49   | 39  | 3  | 10   |  | 178   | 279          |
| Class 2 Offenses              |  |   |  |  |  |   |              |
| 8. Other Assaults             |  |   |  |  |  |   |              |
| 9. Forgery & Counterfeiting   | 6  | 1   |  |  |  | 17  | 24           |
| 10. Embezzlement & Fraud      | 11   | 3   |  |  |  | 39  | 53           |
| 11. Stolen Property           | 1  |   |  |  |  | 11  | 12           |
| 12. Weapon Offenses           | 4  |   |  | 7  |  | 46  | 57           |
| 13. Commercialized Vice       |  | 1   |  |  |  | 2   | 3            |
| 14. Sex Offenses (Exc.2 & 13) | 10   | 3   |  | 1  |  | 42  | 56           |
| 15. Family-Children Offenses  | 6  |   |  |  | 1  | 46  | 53           |
| 16. Narcotic Drug Laws        | 2  | 1   | 1  |  |  | 14  | 18           |
| 17. State Liquor Laws         |  |   |  |  |  |   |              |
| 18. Drunkenness               |  |   |  |  |  |   |              |
| 19. Disorderly Conduct        |  |   |  |  |  |   |              |
| 20. Vagrancy                  |  |   |  |  |  |   |              |
| 21. Gambling                  |  |   |  |  |  | 4   | 4            |
| 22. Driving While Intoxicated |  |   |  |  |  |   |              |
| 23. Road & Driving Laws       |  |   |  |  |  |   |              |
| 24. Parking Violations        |  |   |  |  |  |   |              |
| 25. Traffic-Motor Laws        |  |   |  |  |  |   |              |
| 26. All Other Offenses        | <u>    </u>                                    | <u>1</u>  | <u>1</u>   | <u>    </u>                                  | <u>    </u>  | <u>10</u>                                   | <u>12</u>    |
| Total Class 2 Offenses        | <u>40</u>                                      | <u>10</u>   | <u>2</u>   | <u>8</u>                                     | <u>1</u>   | <u>231</u>                                  | <u>292</u>   |
| GRAND TOTAL                   | 89   | 49  | 5  | 18   | 1  | 409   | 571          |

BUREAU OF IDENTIFICATION & RECORDS

|   | <u>1962</u> | <u>1961</u> | <u>1960</u> |
|---|-------------|-------------|-------------|
| <u>AUTO TOWS &amp; RELEASES</u>           | 7,657       | 7,487       | 7,947       |
| <u>CASE RECORD PROCESSED</u>              |             |             |             |
| Records Received from FBI                 | 1,660       | 1,950       | 2,630       |
| Indictments Posted                        | 971         | 1,033       | 979         |
| Dispositions Posted                       | 6,540       | 6,461       | 6,759       |
| Record Requests from County<br>Prosecutor | 894         | 1,115       | 1,113       |
| Requests from other Authorities           | 306         | 635         | 953         |
| Records sent to County Prosecutor         | 576         | 745         | 739         |
| Character Letters                         | 323         | 415         | 655         |
| Taxi Applicants Checked                   | 117         | 124         | 154         |
| <u>COMMUNICATIONS</u>                     |             |             |             |
| TWX In & Out                              | 1,400       | 1,479       | 1,745       |
| Long Distance Phone Calls (estimate)      | 1,000       | 1,000       | 1,000       |
| <u>COMPLAINTS PROCESSED</u>               | 36,508      | 37,440      | 37,375      |
| <u>FINGERPRINTS</u>                       |             |             |             |
| Total on file 12/31                       | 414,571     | 409,253     | 402,233     |
| Sent to other Agencies                    | 3,751       | 3,169       | 4,021       |
| Received from other Agencies              | 933         | 2,326       | 2,028       |
| Extra Prints & Photos Mailed              | 325         | 350         | 445         |
| Employee Applicants Fingerprinted         | 330         | 520         | 555         |
| Unknown Dead Identified by Prints         | 1           | 1           | 1           |
| <u>IDENTIFICATION PROCESSING</u>          |             |             |             |
| 3x5 Criminal Indexes since 1905           | 501,253     | 498,973     | 496,393     |
| Criminal Files since 1905                 | 166,616     | 156,704     | 146,779     |
| New Subjects                              | 1,046       | 1,024       | 1,203       |
| Re-arrests                                | 1,199       | 1,068       | 1,138       |
| Wanted elsewhere; Arrested locally        | 6           | 7           | 18          |
| Recidivists Checked thru Files            | 9,912       | 9,925       | 10,562      |
| <u>PHOTOGRAPHS</u>                        |             |             |             |
| 4x5 Printed                               | 14,490      | 13,531      | 15,576      |
| Dead & Murdered Subjects Photos           | 23          | 12          | 13          |
| 8x10 Enlargements                         | 1,535       | 1,719       | 1,489       |
| City Employees Photographed               | 32          | 20          | 48          |
| Photos posted in M.O. Files               | 35          | 20          | 80          |

## HOMICIDE SQUAD INVESTIGATIONS

|                                      | 1962 | 1961 | 1960  | 1959 | 1958  | 1957 | 1956  | 1955 |
|--------------------------------------|------|------|-------|------|-------|------|-------|------|
| Murder-Non-Negligent<br>Manslaughter | 15   | 10   | 11    | 6    | 10    | 13   | 11    | 9    |
| Percent Cleared by<br>Arrest         | 93.3 | 80.0 | 100.0 | 83.3 | 100.0 | 92.3 | 110.0 | 66.7 |

| SUICIDES                       | 1962 | 1961 | 1960 | ATTEMPT SUICIDES | 1962 | 1961 | 1960 |
|--------------------------------|------|------|------|------------------|------|------|------|
| Asphyxiation                   | 2    |      | 1    |                  | 2    |      | 8    |
| Barbiturates                   | 9    |      |      |                  |      |      |      |
| Burning                        | 1    |      |      |                  | 1    | 1    |      |
| Carbon Monoxide                | 5    | 8    | 5    |                  | 3    | 3    | 6    |
| Cut Wrists, Throat             | 1    |      |      |                  | 23   | 30   | 24   |
| Drowning                       | 3    | 1    | 2    |                  | 1    | 1    |      |
| Gunshot                        | 13   | 12   | 17   |                  | 4    | 11   | 3    |
| Hanging                        | 8    | 8    | 11   |                  | 4    | 7    | 3    |
| Jumping Off<br>Buildings, etc. | 1    |      | 2    |                  | 5    | 4    | 6    |
| Pills & Medicine               |      |      |      |                  | 216  | 133  | 104  |
| Poisons                        |      | 4    | 1    |                  | 5    | 10   | 11   |
| Train or Motor Vehicle         |      |      | 1    |                  | 2    |      | 1    |
| TOTAL                          | 43   | 33   | 41   |                  | 266  | 199  | 166  |

| INVESTIGATIONS             | 1962 | 1961 | 1960 | ARRESTS & ASSISTS | 1962 | 1961 | 1960 |
|----------------------------|------|------|------|-------------------|------|------|------|
| Personal Injury<br>Illness | 925  | 913  | 1018 |                   | 340  | 339  | 344  |
| A & B, Threats             | 1274 | 1376 | 1295 |                   | 360  | 379  | 328  |
| Aggravated Assault         | 217  | 206  | 215  |                   | 95   | 72   | 67   |
| Homicides                  | 15   | 10   | 12   |                   | 14   | 8    | 11   |
| Suicides                   | 43   | 33   | 40   |                   |      |      |      |
| Attempt Suicide            | 266  | 199  | 173  |                   | 38   | 37   | 29   |
| Coroner's Cases            | 218  | 201  | 210  |                   | 1    |      | 1    |
| Concealed Weapons          | 55   | 55   | 58   |                   | 52   | 56   | 59   |
| Confiscated Weapons        | 231  | 215  | 199  |                   | 127  | 97   | 101  |
| Miscellaneous              | 309  | 284  | 298  |                   | 108  | 103  | 94   |
| TOTAL                      | 3553 | 3492 | 3518 |                   | 1135 | 1091 | 1034 |
| INACTIVE CASES             | 3.9% | 3.5% | 4.9% |                   |      |      |      |

CRIME DETECTION LABORATORY

ANNUAL REPORT FOR 1962

POLYGRAPH EXAMINATIONS

|                            |     |
|----------------------------|-----|
| Number of Subjects Tested  | 283 |
| Number of Subjects Cleared | 153 |
| Responses and Confessions  | 70  |
| Responses No Confession    | 49  |
| Test Refusals              | 11  |

BOMBS AND EXPLOSIVES

|                               |     |
|-------------------------------|-----|
| Bomb Scare Calls Investigated | 20  |
| Dynamite Disposal (Sticks)    | 82  |
| Blasting Caps - Disposal      | 200 |
| Hand Grenades - Disposal      | 18  |
| Simulated Bombs - Disposal    | 3   |

DOCUMENT EXAMINATIONS

|                          |    |
|--------------------------|----|
| Received for Examination | 92 |
|--------------------------|----|

FIREARMS

|                          |     |
|--------------------------|-----|
| Weapons Examined         | 239 |
| Shot and Powder Patterns | 9   |

PHOTOGRAPHY

|            |     |
|------------|-----|
| Monochrome | 120 |
| Color      | 268 |

TOXICOLOGICAL ANALYSES

|                       |     |
|-----------------------|-----|
| Blood Alcohol         | 169 |
| Carbon Monoxide       | 10  |
| Miscellaneous Poisons | 6   |

CHEMICAL RESTORATION OF SERIAL NUMBERS

|                        |   |
|------------------------|---|
| Guns, Bicycles, Motors | 6 |
|------------------------|---|

STAIN ANALYSIS

|                    |    |
|--------------------|----|
| Blood, Semen, etc. | 35 |
|--------------------|----|

CASTS

|             |    |
|-------------|----|
| Tool Marks  | 86 |
| Foot Prints | 13 |
| Paraffin    | 14 |

BURGLAR TOOLS EXAMINED

|                          |    |
|--------------------------|----|
| Received for Examination | 22 |
|--------------------------|----|

DRUNK-O-METER REPORT

|                       |     |
|-----------------------|-----|
| Total Number of Tests | 906 |
|-----------------------|-----|

NARCOTIC ANALYSIS

|                       |    |
|-----------------------|----|
| Marihuana and Opiates | 25 |
|-----------------------|----|

ARTICLES MARKED TO BE PLANTED

|                                |    |
|--------------------------------|----|
| Anthracene and Other Chemicals | 52 |
|--------------------------------|----|

LIQUOR ANALYSIS

|                     |    |
|---------------------|----|
| Beer, Wine, Whiskey | 14 |
|---------------------|----|

MISCELLANEOUS EVIDENCE EXAMINED

|                     |    |
|---------------------|----|
| Clothing            | 12 |
| Hair and Fibers     | 7  |
| Soil, Safe Material | 3  |

COURT APPEARANCES

|  |    |
|--|----|
|  | 36 |
|--|----|

CRIME PREVENTION BUREAU

|                             | Juv<br>Boys<br>Cited<br>Court | Juv<br>Girls<br>Cited<br>Court | Juv<br>Boys<br>Cases<br>Adjtd | Juv<br>Girls<br>Cases<br>Adjtd | Adult<br>Arr-<br>ests | Extra<br>Clear-<br>ances |
|-----------------------------|-------------------------------|--------------------------------|-------------------------------|--------------------------------|-----------------------|--------------------------|
| <b>Class 1 Offenses</b>     |                               |                                |                               |                                |                       |                          |
| 1. Criminal Homicide        |                               |                                |                               |                                |                       |                          |
| (a) Murder-Nonneg.Mnslghtr. |                               |                                |                               |                                |                       |                          |
| (b) Mnslghtr. by Negligence |                               |                                |                               |                                |                       |                          |
| 2. Rape                     | 5                             |                                |                               |                                | 6                     | 2                        |
| 3. Robbery                  | 21                            |                                | 1                             |                                | 1                     | 2                        |
| 4. Aggravated Assault       | 7                             | 2                              |                               |                                |                       |                          |
| 5. Burglary, Breaking etc.  | 235                           | 4                              | 36                            | 2                              | 18                    | 151                      |
| 6. Larceny - Theft          | 250                           | 21                             | 216                           | 17                             | 18                    | 232                      |
| 7. Auto Theft               | <u>111</u>                    | <u>3</u>                       | <u>5</u>                      |                                | <u>4</u>              | <u>41</u>                |
| Total Class 1 Offenses      | 629                           | 30                             | 258                           | 19                             | 47                    | 428                      |
| <b>Class 2 Offenses</b>     |                               |                                |                               |                                |                       |                          |
| 8. Other Assaults           | 60                            | 3                              | 124                           | 25                             | 21                    | 12                       |
| 9. Forgery & Counterfeiting | 3                             | 1                              | 2                             |                                | 1                     | 4                        |
| 10. Embezzlement & Fraud    | 1                             |                                | 3                             |                                |                       | 1                        |
| 11. Stolen Property         | 16                            | 1                              | 2                             | 1                              | 1                     |                          |
| 12. Weapon Offenses         | 16                            |                                | 73                            |                                | 1                     | 2                        |
| 13. Commercialized Vice     |                               |                                |                               |                                |                       |                          |
| 14. Sex Offenses            | 26                            | 1                              | 13                            |                                | 82                    | 30                       |
| 15. Family Offenses         | 333                           | 196                            | 135                           | 43                             | 50                    | 15                       |
| 16. Narcotic Drug Law       |                               |                                |                               |                                |                       |                          |
| 17. State Liquor Law        |                               |                                |                               |                                | 3                     |                          |
| 18. Drunkenness             | 2                             |                                | 1                             |                                | 2                     |                          |
| 19. Disorderly Conduct      | 96                            | 15                             | 1008                          | 215                            | 10                    | 18                       |
| 20. Vagrancy                |                               | 1                              |                               |                                |                       |                          |
| 21. Gambling                |                               |                                |                               |                                |                       |                          |
| 22. Driving Intoxicated     |                               |                                |                               |                                |                       |                          |
| 23. Road & Driving Laws     | 3                             |                                | 235                           | 10                             |                       | 4                        |
| 24. Parking Violations      |                               |                                |                               |                                |                       |                          |
| 25. Traffic Laws            | 2                             |                                | 7                             |                                |                       | 7                        |
| 26. All Other Offenses      | <u>227</u>                    | <u>5</u>                       | <u>698</u>                    | <u>53</u>                      | <u>29</u>             | <u>119</u>               |
| Total Class 2 Offenses      | 785                           | 223                            | 2301                          | 347                            | 200                   | 212                      |
| <b>Class 3 Offenses</b>     |                               |                                |                               |                                |                       |                          |
| 27. Suspicion               |                               |                                |                               |                                |                       |                          |
| 28. Federal Offense         | 5                             |                                |                               |                                |                       | 1                        |
| 29. Non-Offense Arrests     | <u>9</u>                      |                                |                               |                                | <u>2</u>              |                          |
| Total Class 3 Offenses      | <u>14</u>                     |                                |                               |                                | <u>2</u>              | <u>1</u>                 |
| Investigation               |                               |                                | <u>64</u>                     | <u>18</u>                      |                       | <u>24</u>                |
| <b>GRAND TOTAL</b>          | 1428                          | 253                            | 2623                          | 384                            | 249                   | 665                      |

KNOWN OFFENSES BY MONTH OF OCCURRENCE (JUVENILES)

|                              | Jan        | Feb        | Mar        | Apr        | May        | June       | July       | Aug        | Sept       | Oct        | Nov        | Dec        | TOTAL       |
|------------------------------|------------|------------|------------|------------|------------|------------|------------|------------|------------|------------|------------|------------|-------------|
| <b>Class 1 Offenses</b>      |            |            |            |            |            |            |            |            |            |            |            |            |             |
| 1. Criminal Homicide         |            |            |            |            |            | 1          |            | 1          | 1          | 1          |            |            | 5           |
| (a) Murder-Nonneg. Mnslghtr. |            |            |            |            |            |            | 1          | 2          | 1          | 1          | 1          | 1          | 11          |
| (b) Mnslghtr by Negligence   |            |            |            |            |            |            |            | 1          | 2          | 1          | 2          | 1          | 9           |
| 2. Rape                      |            | 1          |            |            |            |            |            |            |            |            |            |            |             |
| 3. Robbery                   |            | 1          | 2          | 1          | 1          |            |            |            |            |            |            |            |             |
| 4. Aggravated Assault        |            |            | 1          |            | 1          |            |            |            |            |            |            |            |             |
| 5. Burglary, Breaking etc.   | 9          | 8          | 8          | 17         | 14         | 11         | 9          | 13         | 8          | 10         | 10         | 7          | 124         |
| 6. Larceny - Theft           |            |            |            |            |            |            |            |            |            |            |            |            |             |
| (a) \$50 & Over              | 3          | 2          | 1          | 3          | 1          | 6          | 3          | 4          | 2          | 3          | 3          |            | 31          |
| (b) Under \$50               | 25         | 31         | 16         | 52         | 48         | 50         | 63         | 64         | 39         | 34         | 33         | 50         | 505         |
| 7. Auto Theft                | 4          | 3          | 8          | 7          | 2          | 3          | 6          | 6          | 4          | 4          | 5          | 4          | 56          |
| <u>41</u>                    | <u>46</u>  | <u>36</u>  | <u>80</u>  | <u>67</u>  | <u>71</u>  | <u>82</u>  | <u>91</u>  | <u>91</u>  | <u>56</u>  | <u>54</u>  | <u>54</u>  | <u>63</u>  | <u>741</u>  |
| Total Class 1 Offenses       |            |            |            |            |            |            |            |            |            |            |            |            |             |
| <b>Class 2 Offenses</b>      |            |            |            |            |            |            |            |            |            |            |            |            |             |
| 8. Other Assaults            | 8          | 7          | 16         | 14         | 14         | 18         | 13         | 14         | 18         | 25         | 9          | 2          | 158         |
| 9. Forgery & Counterfeiting  |            |            | 1          |            | 2          |            | 2          |            |            | 3          |            |            | 4           |
| 10. Embezzlement & Fraud     |            |            |            |            |            |            |            |            |            |            |            |            | 4           |
| 11. Stolen Property          | 2          | 1          | 1          | 2          | 3          | 4          | 5          | 3          | 2          |            | 4          |            | 23          |
| 12. Weapon Offenses          | 9          | 7          | 6          | 20         | 1          | 6          | 32         | 7          | 7          | 11         | 4          | 4          | 114         |
| 13. Commercialized Vice      |            |            |            |            |            |            |            |            |            |            |            |            |             |
| 14. Sex Offenses             | 6          | 4          | 1          | 6          | 10         | 6          | 7          | 6          | 5          | 9          | 9          | 4          | 73          |
| 15. Family Offenses          | 56         | 72         | 112        | 76         | 98         | 74         | 106        | 122        | 64         | 106        | 90         | 69         | 1045        |
| 16. Narcotic Drug Law        |            |            |            |            |            |            |            |            |            |            |            |            |             |
| 17. State Liquor Law         | 1          |            |            |            | 1          |            |            |            |            |            |            |            | 1           |
| 18. Drunkenness              | 4          | 2          | 5          | 5          | 1          | 4          | 2          | 7          | 4          | 4          | 2          | 8          | 48          |
| 19. Disorderly Conduct       | 19         | 49         | 53         | 65         | 79         | 74         | 84         | 98         | 84         | 105        | 49         | 35         | 794         |
| 20. Vagrancy                 |            |            |            |            |            |            |            |            |            |            |            | 1          | 1           |
| 21. Gambling                 |            |            |            |            |            |            | 7          |            |            |            |            |            | 7           |
| 22. Driving-Intoxicated      |            |            |            |            |            |            |            |            | 1          |            |            |            | 1           |
| 23. Road & Driving Laws      | 56         | 93         | 101        | 98         | 106        | 131        | 167        | 163        | 107        | 112        | 101        | 54         | 1289        |
| 24. Parking Violations       |            |            |            |            |            |            |            |            |            |            |            |            |             |
| 25. Traffic Laws             | 3          | 11         | 9          | 16         | 2          | 10         | 15         | 15         | 7          | 15         | 8          | 9          | 120         |
| 26. All Other Offenses       | 16         | 36         | 67         | 70         | 85         | 121        | 83         | 89         | 79         | 63         | 35         | 37         | 781         |
| <u>180</u>                   | <u>284</u> | <u>372</u> | <u>373</u> | <u>401</u> | <u>448</u> | <u>523</u> | <u>524</u> | <u>524</u> | <u>378</u> | <u>453</u> | <u>307</u> | <u>223</u> | <u>4466</u> |
| Total Class 2 Offenses       |            |            |            |            |            |            |            |            |            |            |            |            |             |
| <b>Class 3 Offenses</b>      |            |            |            |            |            |            |            |            |            |            |            |            |             |
| 27. Suspicion                |            |            |            |            |            | 1          | 1          | 1          | 3          | 7          |            |            | 13          |
| 28. Federal Offenses         |            |            |            |            |            |            |            |            |            |            |            |            |             |
| 29. Non-Offense Arrests      | 12         | 13         | 16         | 21         | 27         | 10         | 32         | 33         | 30         | 28         | 20         | 13         | 255         |
| <u>12</u>                    | <u>13</u>  | <u>16</u>  | <u>21</u>  | <u>27</u>  | <u>27</u>  | <u>11</u>  | <u>33</u>  | <u>34</u>  | <u>33</u>  | <u>35</u>  | <u>20</u>  | <u>13</u>  | <u>268</u>  |
| Total Class 3 Offenses       | 233        | 343        | 424        | 474        | 495        | 530        | 638        | 649        | 467        | 542        | 381        | 299        | 5475        |
| GRAND TOTAL                  |            |            |            |            |            |            |            |            |            |            |            |            |             |

KNOWN OFFENSES (JUVENILE) BY -  
CENSUS TRACT

| <u>TRACT</u> | <u>OFFENSES</u> | <u>RANK</u> | <u>TRACT</u> | <u>OFFENSES</u> | <u>RANK</u> |
|--------------|-----------------|-------------|--------------|-----------------|-------------|
| 28           | 459             | 1           | 15           | 71              | 34          |
| NOT STATED   | 183             | 2           | 20           | 70              | 35          |
| 13           | 178             | 3           | 18           | 69              | 36          |
| 29           | 166             | 4           | 51           | 63              | 37          |
| 26           | 151             | 5           | 9            | 63              | 37          |
| 55           | 149             | 6           | 24           | 62              | 38          |
| 45           | 145             | 7           | 19           | 62              | 38          |
| 36           | 141             | 8           | 46           | 55              | 39          |
| 48           | 139             | 9           | 42           | 55              | 39          |
| 25           | 136             | 10          | 32           | 53              | 40          |
| 30           | 128             | 11          | 43           | 44              | 41          |
| 47           | 122             | 12          | 49           | 42              | 42          |
| 22           | 120             | 13          | 31           | 38              | 43          |
| 62           | 116             | 14          | 53           | 37              | 44          |
| 16           | 113             | 15          | 57           | 35              | 45          |
| 17           | 110             | 16          | 5            | 32              | 46          |
| 40           | 108             | 17          | 44           | 31              | 47          |
| 21           | 105             | 18          | 56           | 21              | 48          |
| 34           | 101             | 19          | 50           | 21              | 48          |
| 41           | 99              | 20          | 35           | 21              | 48          |
| 23           | 99              | 20          | 58           | 15              | 49          |
| 7            | 98              | 21          | 77           | 13              | 50          |
| 52           | 95              | 22          | 60           | 9               | 51          |
| 8            | 93              | 23          | 72           | 8               | 52          |
| 6            | 92              | 24          | 64           | 8               | 52          |
| 38           | 84              | 25          | 61           | 6               | 53          |
| 33           | 80              | 26          | 69           | 5               | 54          |
| 12           | 80              | 26          | 68           | 5               | 54          |
| 27           | 79              | 27          | 78           | 4               | 55          |
| 10           | 78              | 28          | 75           | 3               | 56          |
| 54           | 77              | 29          | 59           | 3               | 56          |
| 3            | 77              | 29          | 76           | 2               | 57          |
| 39           | 76              | 30          | 65           | 2               | 57          |
| 4            | 74              | 31          | 67           | 2               | 57          |
| 2            | 73              | 32          | 83           | 2               | 57          |
| 37           | 72              | 33          | 74           | 1               | 58          |
| 14           | 72              | 33          | 66           | 1               | 58          |
| 11           | 72              | 33          | 79           | 1               | 58          |

TOTAL

5475

See Page 15 for Census Map.

CRIME PREVENTION BUREAU

|   | <u>1962</u> | <u>1961</u> | <u>1960</u> |
|---|-------------|-------------|-------------|
| COMPLAINTS                                |             |             |             |
| Received                                  | 5614        | 5428        | 5626        |
| Disposition                               |             |             |             |
| Unfounded                                 | 186         | 187         | 190         |
| Cleared by Arrest                         | 1007        | 1003        | 1192        |
| Exceptionally Cleared                     | 2973        | 2883        | 2732        |
| Inactive                                  | <u>1448</u> | <u>1355</u> | <u>1492</u> |
| TOTAL                                     | 5614        | 5428        | 5626        |
| EXTRA CLEARANCES                          | 655         | 630         | 705         |
| ARRESTS                                   |             |             |             |
| Juveniles cited to court                  | 1681        | 1515        | 1877        |
| Adults                                    | 249         | 274         | 387         |
| Juvenile cases adjusted by<br>CPB members | 3007        | 2914        | 2606        |
| <hr/>                                     |             |             |             |
| BICYCLE INSPECTIONS                       | 1029        | 1077        | 730         |
| BICYCLE INVESTIGATIONS                    | 676         | 744         | 999         |
| BICYCLE RECOVERED                         | 450         | 350         | 466         |
| DANCE LICENSES ISSUED                     | 157         | 152         | 161         |
| DANCE PERMITS ISSUED                      | 68          | 71          | 81          |
| RECOVERED PROPERTY                        | \$13,823.78 | \$17,835.68 | \$29,398.94 |
| RESTITUTIONS COLLECTED                    | \$ 282.34   | \$ 350.00   | \$ 466.00   |
| SCHOOLS VISITED                           | 3277        | 3495        | 2723        |
| STATEMENTS TAKEN                          | 365         | 370         | 391         |
| WOMENS JAIL (Prisoners detained)          | 1203        | 1110        | 1125        |



1962MISSING PERSONS REPORT

|   | <u>1960</u> | <u>1961</u> | <u>1962</u> |
|---|-------------|-------------|-------------|
| Local Persons Reported Missing                                    | 1032        | 1090        | 1104        |
| Local Cases Cleared<br>(Including cases from previous year)       |             |             |             |
| Juvenile - Male   | 470         | 430         | 423         |
| Juvenile - Female   | 358         | 293         | 306         |
| Adult - Male  | 206         | 258         | 275         |
| Adult - Female  | 101         | 102         | 109         |
| TOTAL   | <u>1135</u> | <u>1083</u> | <u>1115</u> |
| Out of City Persons Reported Missing                              | 247         | 225         | 301         |
| Out of City Cases Cleared<br>(Including cases from previous year) |             |             |             |
| Juvenile - Male   | 142         | 100         | 178         |
| Juvenile - Female   | 87          | 96          | 86          |
| Adult - Male  | 17          | 17          | 19          |
| Adult - Female  | 8           | 5           | 15          |
| TOTAL   | <u>254</u>  | <u>218</u>  | <u>298</u>  |
| Communications Concerning Missing Persons                         |             |             |             |
| Received from other Agencies                                      | 600         | 544         | 575         |
| Sent to other Agencies  | 529         | 459         | 457         |

RADIO AND COMMUNICATIONS OFFICER'S REPORT .. 1962

Area of the City of Toledo, in square miles ..... 65.734  
 Population of the City of Toledo ..... 338,110  
 Districts for Scout Cars and Patrol Units ..... 17

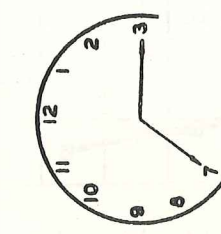
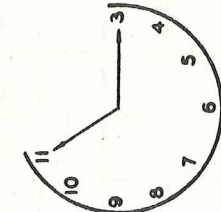

|   | <u>7 AM-x 3 PM</u> | <u>3 PM x 11 PM</u> | <u>11 PM x 7 AM</u> | <u>TOTAL</u>     |
|---|--------------------|---------------------|---------------------|------------------|
| Scout and Patrol Units on Duty ( average number per shift ) | 17                 | 17.2                | 17.1                | 17.1             |
| Activities for Each Shift ( Dispatched by Radio )           |                    |                     |                     |                  |
| Complaints .... Total Number Dispatched.....                | * 59,307           | * 62,741            | * 38,960            | * 161,008        |
| Complaints .... Important.... Dispatched by Radio ...       | 44,016             | 45,179              | 29,310              | 118,505          |
| Complaints .... Number on which arrest resulted .....       | 1,118              | 1,802               | 1,248               | 4,168            |
| Number of resulting arrests .....                           | 1,321              | 1,907               | 1,792               | 5,020            |
| Total Messages Broadcast to Radio Units .....               | 662,009            | 714,368             | 507,806             | 1,884,183        |
| Time Transmitter Actuated .....                             | 440 hrs,29 min     | 507 hrs,46 min      | 308 hrs,19 min      | 1,256 hrs,34 min |
| Transmitter Failure ... ( Time Inoperable ).....            | 1 hr ,35 min       | None                | None                | 1 hr ,35 min     |

\*These totals do not include the following dispatches of PRIVATE AMBULANCES .....

|  |       |       |     |       |
|--|-------|-------|-----|-------|
|  | 1,204 | 1,732 | 871 | 3,807 |
|--|-------|-------|-----|-------|

TOTAL COMPLAINTS DISPATCHED ( including PRIVATE AMBULANCES ) ..... 164,815

TIME LOST DURING REGULAR PATROL SERVICE... REASONS THEREFOR... 1962

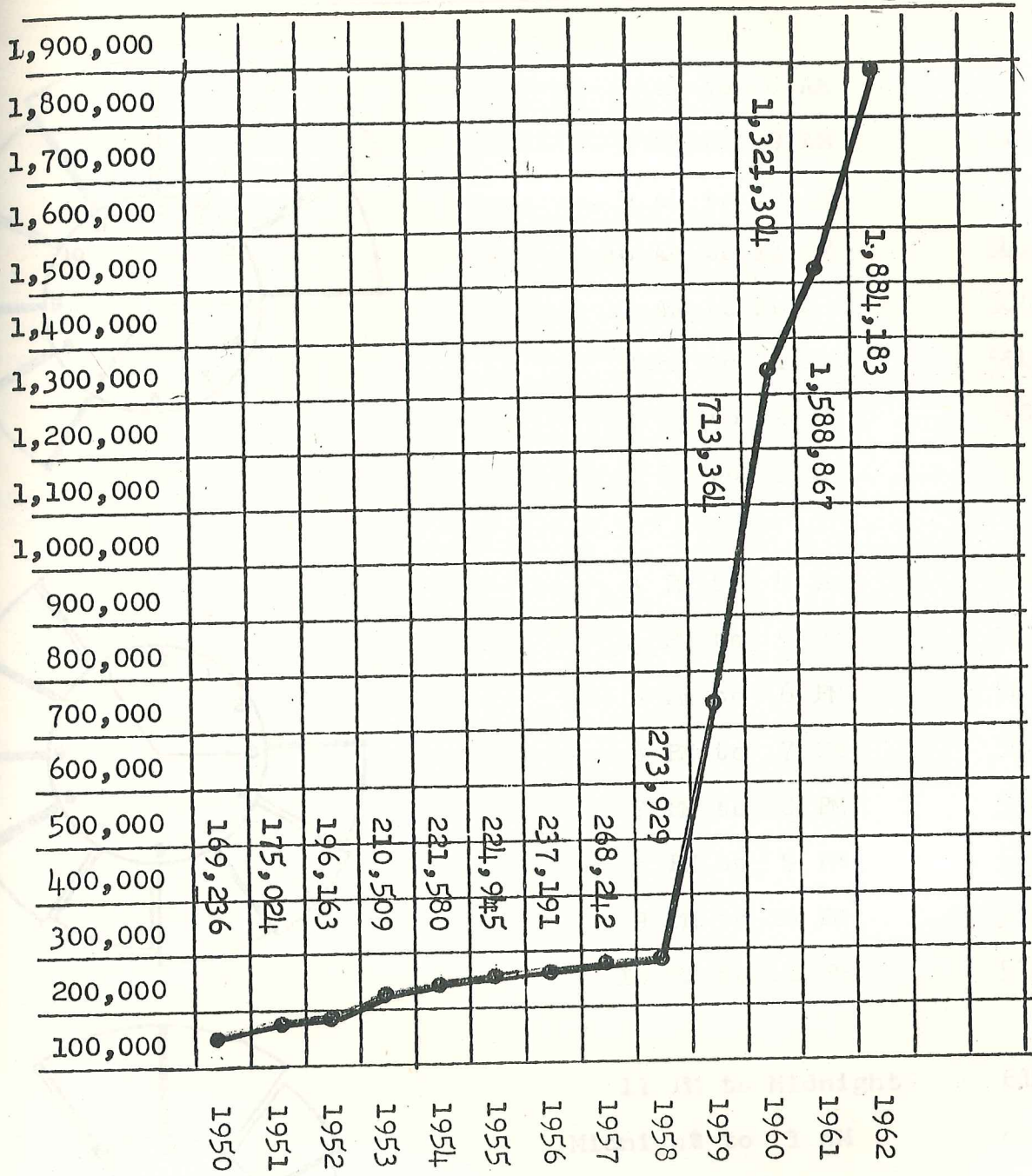


24 HOUR  
TOTAL

|   |                    |                    |                  |                    |
|---|--------------------|--------------------|------------------|--------------------|
| Serving Warrants.....   | 245 hrs, 6 min.    | 357 hrs, 8 min.    | 82 hrs, 8 min.   | 684 hrs, 22 min.   |
| Repair and Service on Cars .....                                  | 383 hrs, 31 min.   | 206 hrs, 42 min.   | 149 hrs, 14 min. | 739 hrs, 27 min.   |
| Repairs on Car Radios .....                                       | 38 hrs, 38 min.    | 25 hrs, 7 min.     | 15 hrs, 6 min.   | 78 hrs, 51 min.    |
| Traffic Duty.....   | 290 hrs, 12 min.   | 351 hrs, 28 min.   | 7 hrs, 6 min.    | 648 hrs, 46 min.   |
| Attendance in Court.....  | 141 hrs, 53 min.   | 12 hrs, 22 min.    | None             | 154 hrs, 15 min.   |
| Special Assignment ( Payrolls,<br>Fires, Public Gatherings, etc.) | 701 hrs, 59 min.   | 231 hrs, 47 min.   | 88 hrs, 35 min.  | 1022 hrs, 21 min.  |
| Strike Duty .....   | 26 hrs, 21 min.    | 15 hrs, 45 min.    | 3 hrs, 15 min.   | 45 hrs, 21 min.    |
| Guarding Recovered Cars .....                                     | 50 hrs, 7 min.     | 41 hrs, 10 min.    | 35 hrs, 12 min.  | 126 hrs, 29 min.   |
| Washing Cars and Equipment .....                                  | 200 hrs, 38 min.   | 31 hrs, 20 min.    | None             | 231 hrs, 58 min.   |
| Revolver Range .....  | 203 hrs, 44 min.   | None               | None             | 203 hrs, 44 min.   |
| <u>GRAND TOTALS, TIME LOST</u> .....                              | 2,262 hrs, 19 min. | 1,275 hrs, 49 min. | 380 hrs, 36 min. | 3,935 hrs, 34 min. |

Total TIME LOST is equivalent to a Two-man Unit ( 8 Hour Operation ) for ..... 491 days, 7 hours, 34 minutes

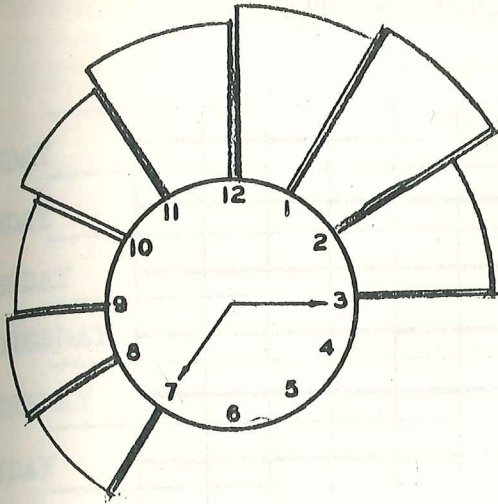
POLICE MESSAGES BROADCASTED BY RADIO



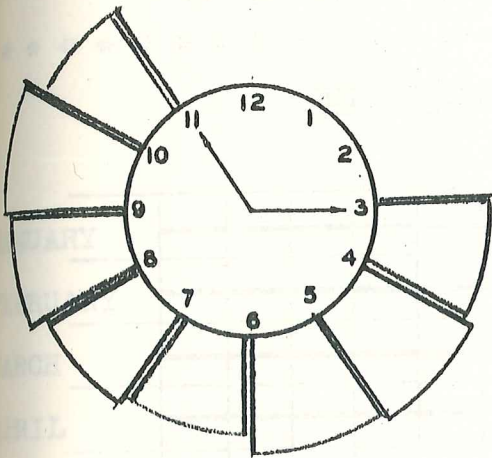
NUMBER OF POLICE RADIO BROADCASTS - 1950 to 1962

NOTE: The sharp increase shown from 1958 to 1959 is partly due to the inauguration of the two-way count, started in May, 1959. Previous to this date, only OUTGOING messages were counted.

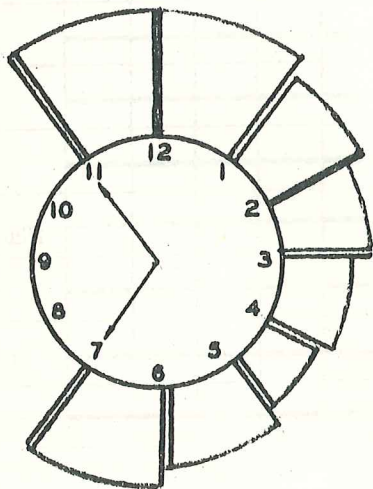
IMPORTANT POLICE RUNS .. 1962



|                |      |     |
|----------------|------|-----|
| 7 AM to 8 AM   | 5112 | 44. |
| 8 AM to 9 AM   | 5181 |     |
| 9 AM to 10 AM  | 5111 |     |
| 10 AM to 11 AM | 5412 |     |
| 11 AM to Noon  | 5863 |     |
| Noon to 1 PM   | 5946 |     |
| 1 PM to 2 PM   | 6015 |     |
| 2 PM to 3 PM   | 5396 |     |

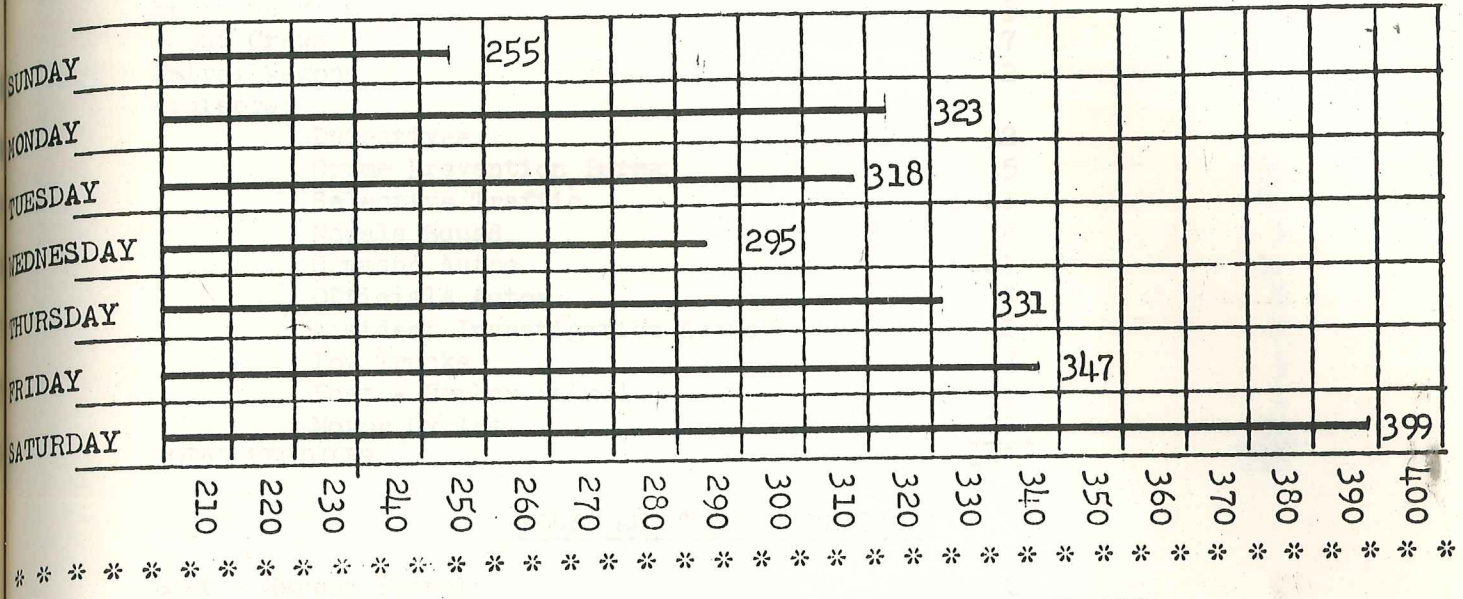


|                |      |
|----------------|------|
| 3 PM to 4 PM   | 5284 |
| 4 PM to 5 PM   | 6020 |
| 5 PM to 6 PM   | 5888 |
| 6 PM to 7 PM   | 5440 |
| 7 PM to 8 PM   | 5580 |
| 8 PM to 9 PM   | 5712 |
| 9 PM to 10 PM  | 6114 |
| 10 PM to 11 PM | 5141 |

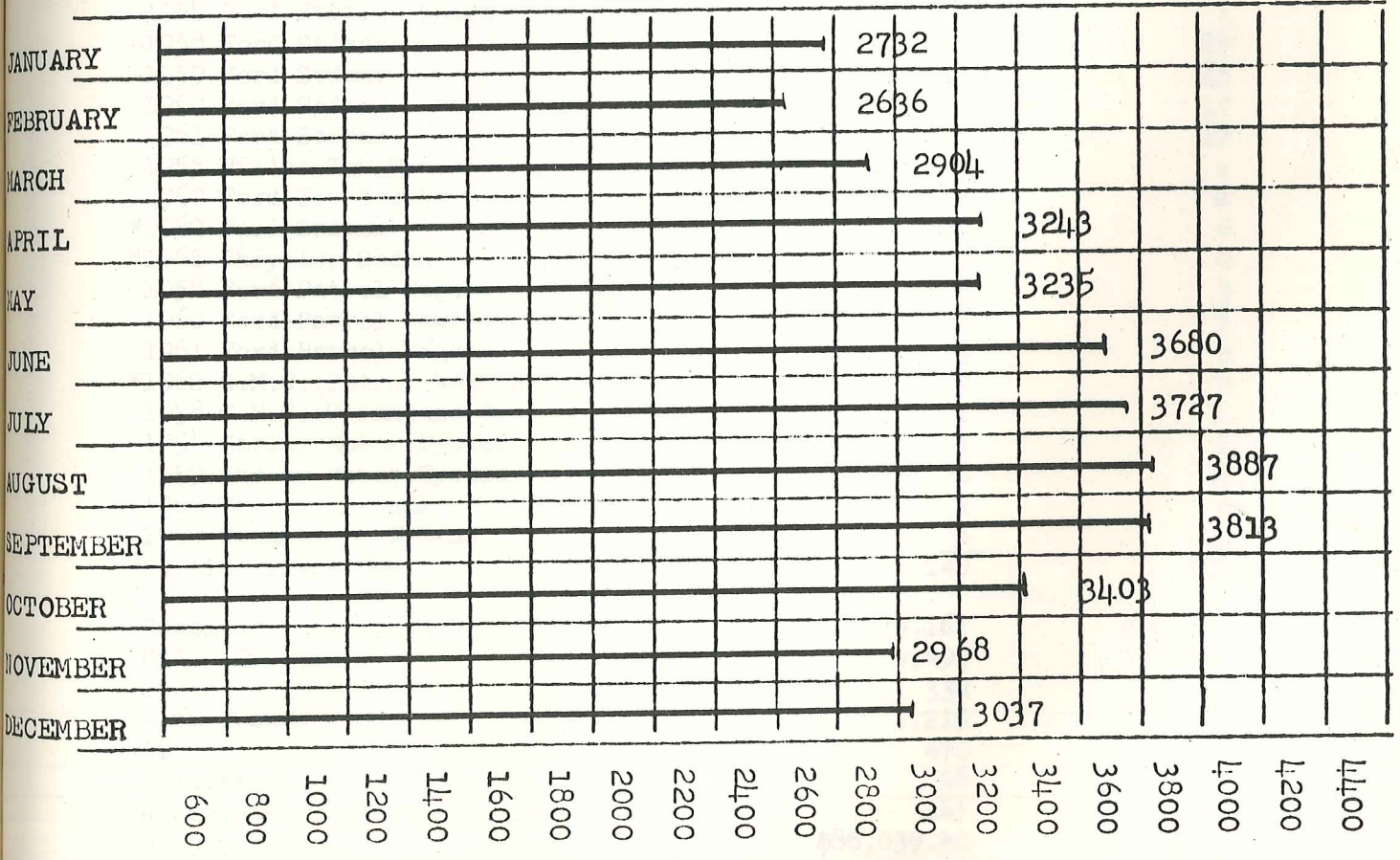


|                   |      |
|-------------------|------|
| 11 PM to Midnight | 6114 |
| Midnight to 1 AM  | 6104 |
| 1 AM to 2 AM      | 4792 |
| 2 AM to 3 AM      | 4304 |
| 3 AM to 4 AM      | 2846 |
| 4 AM to 5 AM      | 1518 |
| 5 AM to 6 AM      | 1654 |
| 6 AM to 7 AM      | 1948 |

OUT OF SERVICE POLICE RUNS - DAILY AVERAGE  
24 HOUR BASIS



OUT OF SERVICE POLICE RUNS - MONTHLY AVERAGE  
8 HOUR BASIS



TOTAL OUT OF SERVICE CALLS FOR 1962      118,505

DISTRIBUTION OF POLICE RADIO MOBILE EQUIPMENT

| <u>ASSIGNMENT</u>            | <u>1962</u> | <u>1961</u> |
|------------------------------|-------------|-------------|
| Radio Service                | 3           | 3           |
| Scout Crews                  | 17          | 16          |
| Patrol Wagons                | 12          | 11          |
| Cruisers:                    |             |             |
| Detectives                   | 32          | 27          |
| Crime Prevention Bureau      | 15          | 15          |
| Selective Traffic            | 21          | 21          |
| Morals Squad                 | 4           | 4           |
| Command Autos                | 11          | 11          |
| Officials Autos              | 9           | 9           |
| Accident Investigation Autos | 2           | 2           |
| Tow Trucks                   | 3           | 3           |
| Boat - Harbor Patrol         | 1           | 1           |
| Motor Cycles                 | 10          | 10          |
| <b>TOTAL VEHICLES</b>        | <b>140</b>  | <b>133</b>  |

MODEL AND TYPE OF VEHICLES

|                            |     |     |
|----------------------------|-----|-----|
| Boat - Harbor Patrol       | 1   | 1   |
| 1956 Fords                 | 0   | 3   |
| 1961 Buick Sedan           | 1   | 1   |
| *1957 Ford Sedans          | 1   | 15  |
| 1958 Ford Station Wagon    | 1   | 1   |
| 1958 Ford Sedans           | 29  | 29  |
| 1959 Ford Sedans           | 15  | 15  |
| 1960 Ford Sedans           | 17  | 17  |
| 1961 Ford Sedans           | 17  | 17  |
| 1955 Willys Tow Truck      | 1   | 1   |
| 1960 Ford Tow Trucks       | 2   | 2   |
| *1962 Ford Sedans          | 20  | 0   |
| *1962 Chrysler Sedan       | 1   | 0   |
| 1958 Ford Patrol Wagons    | 3   | 3   |
| 1960 Ford Patrol Wagons    | 5   | 5   |
| 1961 Ford Patrol Wagons    | 3   | 3   |
| *1962 G.M.C. Patrol Wagons | 4   | 0   |
| 1958 G.M.C. Workhouse Bus  | 1   | 1   |
| 1954 Harley Motor Cycles   | 1   | 1   |
| 1959 Harley Motor Cycles   | 6   | 6   |
| 1960 Mercury Sedans        | 2   | 2   |
| 1959 Studebaker Sedans     | 6   | 6   |
| *Partial Years Use         | 140 | 133 |

|                              |             |             |
|------------------------------|-------------|-------------|
| Gasoline - Gallons           | 279,167     | 271,911     |
| Oil - Quarts                 | 9,499       | 11,060      |
| Grease - Pounds              | 339         | 488         |
| Anti-Freeze - Quarts         | 1,215       | 1,450       |
| Tires                        | 470         | 464         |
| Batteries                    | 96          | 94          |
| Accidents - Police Vehicles  | 147         | 134         |
| Supply Cost                  | \$86,039.20 | \$84,192.50 |
| Repair & Service Cost        | \$92,130.25 | \$83,576.02 |
| Overhead                     | \$42,158.00 | \$36,481.36 |
| Total Miles Traveled in 1962 | 2,541,097   | 2,541,174   |

TOLEDO POLICE ACADEMY  
ANNUAL REPORT

CADET CLASS

The 21st class, consisting of 13 new appointees to our department and 2 members of the City of Oregon's department, were graduated from the Academy in June after 3 months of intensive training in all phases of police work.

FIREARMS TRAINING

The preparation of the range for combat was started the 1st of April and was maintained through the complete training program by the use of relief labor. Actual training of all men began on the 1st of May and was concluded the last of October.

Two new ranges were placed in operation. The first was for teaching men to draw properly with speed and accuracy as the ultimate goal. As the men became more proficient, they advanced to selective timed shooting under competitive conditions. The other range was placed in operation off side, to train the men in the safe handling and operation of the shotgun. Both were readily accepted as they tend to help the officers be more efficient.

By extending the time that the range was open for shooting, it was possible for the officers to extend their training as well as expand it. Each man averaged 400 rounds for the season.

CHARACTER INVESTIGATIONS

There were no character investigations for either the police or fire departments. Some local investigations were carried on at the request of out-of-town departments involving potential police officers who at one time were local residents.

ACADEMY LIBRARY

The lending of books for this year showed a heavy increase over 1961. Depending on the subject matter, some volumes are borrowed on a continuing basis, with a waiting list. This speaks well for the department as it shows desire to obtain knowledge. New books are being reviewed and if pertinent, will be added to the more than 400 volumes presently available for lending.

PUBLIC RELATIONS

The academy staff was called on to fill numerous speaking engagements before church, school and civic groups. The staff also took part in student-government day.



TOLEDO POLICE ACADEMY ANNUAL REPORT

EXTENSION COURSE - IN-SERVICE TRAINING

A police course was conducted at Toledo University lasting six weeks. This was attended by the officers on their off-duty time. It consisted of two sessions per week, each session lasting two hours. It was well attended by both local and area officers on a voluntary basis. Educational bulletins and a quiz based thereon were prepared by the academy staff and furnished each officer.

RESEARCH

Constant changes in the law and numerous court rulings demands a continuing search of all available sources of information to keep abreast in modern police work. The Academy is a source of information and assistance to the officers with their problems and they freely call upon the staff to determine the answers to their problems.

###

PROPERTY ROOM

|   | <u>1961</u> | <u>1962</u> |
|---|-------------|-------------|
| Estimated Merchandise Recovered . . . . . | \$89,585.81 | \$73,808.00 |
| Estimated Merchandise Returned . . . . .  | \$82,457.00 | \$65,501.00 |
| Estimated Merchandise Pending . . . . .   | \$ 7,128.00 | \$ 8,307.00 |
| Money Recovered . . . . .                 | \$19,285.85 | \$31,391.61 |
| Disbursements . . . . .                   | \$19,070.34 | \$29,662.54 |
| Pending . . . . .                         | \$ 215.51   | \$ 1,829.07 |

Money paid to Police Pension Fund from Auction Sales of Autos, Tires, Scrap Metals, and Confiscated Money during 1961 and 1962.

|                                   |                    |                    |
|-----------------------------------|--------------------|--------------------|
| Sale of Impounded Autos . . . . . | \$ 1,689.00        | \$ 1,355.00        |
| Sale of Tires . . . . .           | \$ 151.00          | \$ 72.50           |
| Sale of Scrap Metals . . . . .    | \$ 21.95           | \$ 23.15           |
| Confiscated Money . . . . .       | \$ 186.70          | \$ 100.00          |
| Auction Sale . . . . .            | \$ 1,441.11        | \$ 1,278.43        |
| TOTAL . . . . .                   | <u>\$ 3,489.76</u> | <u>\$ 2,829.08</u> |

DIRECTIONAL ANALYSIS

TOTAL TRAFFIC ACCIDENTS BY TYPE

|                                  | TOTAL ACCIDENTS |               | PERSONS KILLED |           | PERSONS INJURED |              |
|----------------------------------|-----------------|---------------|----------------|-----------|-----------------|--------------|
|                                  | 1962            | 1961          | 1962           | 1961      | 1962            | 1961         |
| Collision of Motor Vehicle with: |                 |               |                |           |                 |              |
| 1. Pedestrian                    | 553             | 596           | 8              | 14        | 558             | 595          |
| 2. Other Motor-Vehicle           | 12623           | 12291         | 12             | 3         | 2024            | 2094         |
| 3. Railroad Train                | 19              | 16            |                | 1         | 13              | 4            |
| 4. Street Car                    |                 |               |                |           |                 |              |
| 5. Animal Drawn                  |                 |               |                |           |                 |              |
| 6. Bicycle                       | 197             | 181           |                | 1         | 111             | 94           |
| 7. Animal                        |                 |               |                |           |                 |              |
| 8. Fixed Object                  | 72              | 78            | 1              | 2         | 18              | 28           |
| 9. Other Object                  | 56              | 73            |                |           | 3               | 13           |
| 10. Overturned in Roadway        | 12              | 21            |                |           | 16              | 14           |
| 11. Ran off Roadway              | 685             | 562           | 7              | 7         | 292             | 237          |
| 12. Other Non-Collision          | 134             | 151           |                |           | 82              | 76           |
| <b>TOTAL</b>                     | <b>14,351</b>   | <b>13,969</b> | <b>28</b>      | <b>28</b> | <b>3,117</b>    | <b>3,155</b> |

DIRECTIONAL ANALYSIS

| <u>Two Motor Vehicle<br/>Intersection Accidents</u> | <u>1962</u> | <u>1961</u> |
|---|-------------|-------------|
| 1. Entering at angle.....                           | 2839        | 2608        |
| 2. From same direction-both going straight.....     | 3539        | 3037        |
| 3. Same-One turn-one straight.....                  | 446         | 725         |
| 4. Same-One stopped.....                            | 531         | 967         |
| 5. Same-All others.....                             | 235         | 262         |
| 6. From opposite direction-both straight.....       | 350         | 309         |
| 7. Same-One left turn - one straight.....           | 177         | 288         |
| 8. Same-All Others.....                             | 12          | 31          |
| 9. Not stated.....                                  | 5           | 0           |
| TOTAL   | 8,134       | 8,227       |

| <u>Two Motor Vehicle<br/>Non-Intersection Accidents</u> |       |       |
|---|-------|-------|
| 1. Opposite Direction-both moving.....                  | 173   | 129   |
| 2. Same direction-both moving.....                      | 1163  | 821   |
| 3. One car parked.....                                  | 1698  | 1649  |
| 4. One car stopped in traffic.....                      | 207   | 449   |
| 5. One car entering parked position.....                | 10    | 12    |
| 6. One car leaving parked position.....                 | 157   | 200   |
| 7. One car entering alley or driveway.....              | 825   | 541   |
| 8. One car leaving alley or driveway.....               | 245   | 218   |
| 9. All others.....                                      | 18    | 45    |
| 10. Not stated.....                                     | 0     | 0     |
| TOTAL   | 4,496 | 4,064 |

| <u>All Other Accidents</u>                                |       |       |
|---|-------|-------|
| 1. Collision with non-motor vehicle-train.....            |       |       |
| street car-Bicycle etc. at intersection.....              | 107   | 100   |
| 2. Same-not at intersection.....                          | 108   | 104   |
| 3. Collision with fixed object in roadway at intersection | 31    | 38    |
| 4. Same-not at intersection.....                          | 36    | 33    |
| 5. Overturned in roadway-at intersection.....             | 6     | 10    |
| 6. Same-not at intersection.....                          | 8     | 12    |
| 7. Left roadway-at intersection.....                      | 327   | 244   |
| 8. Left roadway-at curve not at intersection.....         | 28    | 52    |
| 9. Left roadway on straight road-not at intersection....  | 314   | 227   |
| 10. Fell from moving vehicle.....                         | 36    | 42    |
| 11. All Others.....                                       | 154   | 220   |
| 12. Not Stated.....                                       | 13    | 0     |
| TOTAL   | 1,168 | 1,082 |

LOCATION OF ACCIDENTS

| <u>CLASSIFICATION</u>                            | <u>1962</u>   | <u>1961</u>   |
|--|---------------|---------------|
| 1. Street Intersections.....                     | 8134          | 8227          |
| 2. Alley intersections-Driveway-Car leaving..... | 245           | 218           |
| 3. Driveway and Alley-one car entering.....      | 825           | 541           |
| 4. Railroad Train.....                           | 19            | 16            |
| 5. All Others.....                               | 5128          | 4967          |
| 6. Not Stated.....                               |               |               |
| <b>TOTAL ACCIDENTS</b>                           | <b>14,351</b> | <b>13,969</b> |

TYPE OF MOTOR VEHICLES

| <u>TYPE</u>                               | <u>1962</u>   | <u>1961</u>   |
|---|---------------|---------------|
| 1. Passenger Car.....                     | 25130         | 24359         |
| 2. Same and Trailer or House Trailer..... | 5             | 16            |
| 3. Truck.....                             | 258           | 274           |
| 4. Truck Tractor and Semi-Trailer.....    | 195           | 184           |
| 5. Other Truck Combination.....           | 981           | 973           |
| 6. Taxicab.....                           | 108           | 122           |
| 7. Bus.....                               | 173           | 184           |
| 8. Motorcycle-Motor Bicycle.....          | 81            | 77            |
| 9. Not Stated.....                        | 925           | 875           |
| <b>TOTAL VEHICLES</b>                     | <b>27,856</b> | <b>27,064</b> |

LOCALITY OF ACCIDENTS

|  |               |               |
|--|---------------|---------------|
| 1. Apartments, Stores and Factories..... | 8729          | 8617          |
| 2. One Family Homes.....                 | 4928          | 4683          |
| 3. Farms- Fields.....                    | 182           | 158           |
| 4. No Marginal Development.....          | 507           | 511           |
| 5. Not Stated.....                       | 5             |               |
| <b>TOTAL ACCIDENTS</b>                   | <b>14,351</b> | <b>13,969</b> |

LIGHT CONDITIONS

|                        |               |               |
|------------------------|---------------|---------------|
| 1. Daylight.....       | 9517          | 9464          |
| 2. Dusk or Dawn.....   | 563           | 538           |
| 3. Darkness.....       | 4258          | 3965          |
| 4. Not Stated.....     | 13            | 2             |
| <b>TOTAL ACCIDENTS</b> | <b>14,351</b> | <b>13,969</b> |

PEDESTRIAN MOVEMENTS

|  | <u>1962</u> | <u>1961</u> |
|--|-------------|-------------|
| 1. Crossing or Entering - at Intersection  | 174         | 190         |
| 2. Same - Not at Intersection              | 283         | 323         |
| 3. Walking in Roadway - with Traffic       | 5           | 5           |
| 4. Same - Against Traffic                  | 5           | 12          |
| 5. Standing in Roadway                     | 13          | 8           |
| 6. Getting on or off Other Vehicle         | 10          | 5           |
| 7. Puding or Working on Vehicle in Roadway | 2           | 1           |
| 8. Other Working in Roadway                | 3           | 4           |
| 9. Playing in Roadway                      | 15          | 26          |
| 10. Other in Roadway                       | 12          | 12          |
| 11. Not in Roadway                         | 28          | 19          |
| 12. Not Stated                             | <u>16</u>   | <u>4</u>    |
| TOTAL PEDESTRIAN MOVEMENTS                 | 566         | 609         |

FIVE YEARS OF ACCIDENTS IN TOLEDO

| <u>YEAR</u> | <u>TOTAL ACCIDENTS</u> | <u>PERCENT INCREASE DECREASE</u> | <u>NON INJ ACC</u> | <u>PERCENT INCREASE DECREASE</u> | <u>INJ ACC</u> | <u>PER INJ ACC</u> | <u>FATAL ACC</u> | <u>PERCENT INCREASE DECREASE</u> |
|-------------|------------------------|----------------------------------|--------------------|----------------------------------|----------------|--------------------|------------------|----------------------------------|
| 1958        | 12931                  | 9.4 dec.                         | 10827              | 10.8 dec.                        | 2085           | .9 dec.            | 19               | 36.6 dec.                        |
| 1959        | 13321                  | 3.9 inc.                         | 11265              | 3.8 inc.                         | 2037           | 2.3 dec.           | 19               | even                             |
| 1960        | 13866                  | 3.9 inc.                         | 11893              | 5.2 inc.                         | 1945           | 4.5 dec.           | 28               | 32.1 inc.                        |
| 1961        | 13969                  | 0.7 inc.                         | 11689              | 1.7 dec.                         | 2252           | 13.6 inc.          | 28               | even                             |
| 1962        | 14351                  | 0.3 inc.                         | 12154              | 0.4 inc.                         | 2169           | 0.4 dec.           | 28               | even                             |

DAYLIGHT AND DARKNESS ACCIDENTS

| <u>YEAR</u> | <u>1956</u>          |            |                |              | <u>1960</u>     |            |                      |              | <u>GRAND TOTAL</u> |
|-------------|----------------------|------------|----------------|--------------|-----------------|------------|----------------------|--------------|--------------------|
|             | <u>DAYLIGHT DAWN</u> |            | <u>NON INJ</u> |              | <u>DAYLIGHT</u> |            | <u>DARKNESS DUSK</u> |              |                    |
|             | <u>FATAL</u>         | <u>INJ</u> | <u>INJ</u>     | <u>TOTAL</u> | <u>FATAL</u>    | <u>INJ</u> | <u>INJ</u>           | <u>TOTAL</u> |                    |
| 1958        | 11                   | 1399       | 7527           | 8937         | 8               | 686        | 3300                 | 3994         | 12931              |
| 1959        | 10                   | 1368       | 7789           | 9167         | 9               | 669        | 3476                 | 4154         | 13321              |
| 1960        | 15                   | 1328       | 8319           | 9660         | 13              | 619        | 3974                 | 4206         | 13866              |
| 1961        | 15                   | 1521       | 8197           | 9733         | 13              | 731        | 3492                 | 4236         | 13969              |
| 1962        | 12                   | 1489       | 8579           | 10080        | 16              | 680        | 3575                 | 4271         | 14351              |

| <u>YEAR</u> | <u>ACCIDENTS</u> | <u>PERCENT DAYLIGHT</u> | <u>PERCENT DARKNESS</u> |
|-------------|------------------|-------------------------|-------------------------|
| 1958        | 12931            | 69                      | 31                      |
| 1959        | 13321            | 68.8                    | 31.2                    |
| 1960        | 13866            | 69.6                    | 30.4                    |
| 1961        | 13969            | 69.7                    | 30.3                    |
| 1962        | 14351            | 70.2                    | 29.8                    |

NOTE: 57.1 of the Fatal Accidents occurred during the night season.

DAY OF WEEK

|                        | <u>1962</u>   | <u>1961</u>   |
|------------------------|---------------|---------------|
| 1. Monday.....         | 2029          | 1815          |
| 2. Tuesday.....        | 1841          | 1723          |
| 3. Wednesday.....      | 2049          | 1838          |
| 4. Thursday.....       | 1826          | 1976          |
| 5. Friday.....         | 2589          | 2628          |
| 6. Saturday.....       | 2446          | 2523          |
| 7. Sunday.....         | 1571          | 1466          |
| <b>TOTAL ACCIDENTS</b> | <b>14,351</b> | <b>13,969</b> |

TIME ACCIDENTS HAPPENED

TIME PERIOD  
Hour of Day

|                               |               |               |
|-------------------------------|---------------|---------------|
| 1. 12:00 Midnight.....        | 384           | 373           |
| 2. 1:00 AM to 1:59AM.....     | 347           | 322           |
| 3. 2:00 AM " 2:59AM.....      | 349           | 292           |
| 4. 3:00 AM " 3:59AM.....      | 259           | 216           |
| 5. 4:00 AM " 4:59AM.....      | 135           | 105           |
| 6. 5:00 AM " 5:59AM.....      | 143           | 84            |
| 7. 6:00 AM " 6:59AM.....      | 225           | 205           |
| 8. 7:00 AM " 7:59AM.....      | 610           | 561           |
| 9. 8:00 AM " 8:59AM.....      | 701           | 704           |
| 10. 9:00 AM " 9:59AM.....     | 522           | 483           |
| 11. 10:00 AM " 10:59AM.....   | 600           | 553           |
| 12. 11:00 AM " 11:59AM.....   | 732           | 683           |
| 13. 12:00 Noon " 12:59PM..... | 676           | 708           |
| 14. 1:00 PM " 1:59PM.....     | 743           | 695           |
| 15. 2:00 PM " 2:59PM.....     | 807           | 822           |
| 16. 3:00 PM " 3:59PM.....     | 1163          | 1193          |
| 17. 4:00 PM " 4:59PM.....     | 1281          | 1317          |
| 18. 5:00 PM " 5:59PM.....     | 1152          | 1256          |
| 19. 6:00 PM " 6:59PM.....     | 785           | 731           |
| 20. 7:00 PM " 7:59PM.....     | 670           | 690           |
| 21. 8:00 PM " 8:59PM.....     | 617           | 594           |
| 22. 9:00 PM " 9:59PM.....     | 528           | 515           |
| 23. 10:00 PM " 10:59PM.....   | 411           | 416           |
| 24. 11:00 PM " 11:59PM.....   | 427           | 371           |
| 25. Not Stated.....           | 84            | 80            |
| <b>TOTAL ACCIDENTS</b>        | <b>14,351</b> | <b>13,969</b> |

ACCIDENTS BY MONTHS OF YEAR

| <u>MONTH</u> | <u>1961</u>  |                  |                        |              | <u>1962</u>  |                  |                        |              |
|--------------|--------------|------------------|------------------------|--------------|--------------|------------------|------------------------|--------------|
|              | <u>FATAL</u> | <u>INJ. ACC.</u> | <u>PROPERTY DAMAGE</u> | <u>TOTAL</u> | <u>FATAL</u> | <u>INJ. ACC.</u> | <u>PROPERTY DAMAGE</u> | <u>TOTAL</u> |
| Jan.         | 2            | 160              | 989                    | 1151         | 4            | 171              | 1128                   | 1303         |
| Feb.         | 1            | 186              | 1022                   | 1209         | 1            | 144              | 1214                   | 1359         |
| Mar.         | 5            | 209              | 984                    | 1198         | 2            | 163              | 953                    | 1118         |
| Apr.         | 1            | 205              | 1020                   | 1226         | 1            | 153              | 842                    | 996          |
| May          | 3            | 224              | 955                    | 1182         | 6            | 197              | 1031                   | 1234         |
| June         | 2            | 182              | 911                    | 1095         |              | 196              | 819                    | 1015         |
| July         | 1            | 166              | 834                    | 1001         | 4            | 169              | 832                    | 1005         |
| Aug.         | 2            | 170              | 966                    | 938          | 2            | 172              | 881                    | 1055         |
| Sept.        | 3            | 176              | 894                    | 1073         | 1            | 217              | 861                    | 1079         |
| Oct.         |              | 184              | 945                    | 1129         | 1            | 189              | 1003                   | 1193         |
| Nov.         | 5            | 198              | 1022                   | 1225         | 3            | 194              | 1059                   | 1256         |
| Dec.         | 3            | 192              | 1347                   | 1842         | 3            | 204              | 1531                   | 1738         |
| <b>TOTAL</b> | <b>28</b>    | <b>2252</b>      | <b>11689</b>           | <b>13969</b> | <b>28</b>    | <b>2169</b>      | <b>12154</b>           | <b>14351</b> |

FIVE YEARS OF MOVING VEHICLE VIOLATIONS CONVICTIONS

ENFORCEMENT INDEX

| <u>YEAR</u> | <u>TOTAL ARR. FOR MOV. VIO.</u> | <u>TOTAL SUCH CONV.</u> | <u>PER CENT OF TOTAL CONV.</u> | <u>TOTAL FATAL AND INJURY ACCIDENTS</u> | <u>RATIO IN THE PER CENT OF ACCIDENTS</u> |
|-------------|---------------------------------|-------------------------|--------------------------------|---|---|
| 1957        | 33141                           | 30546                   | 92                             | 2134                                    | 14.3                                      |
| 1958        | 30047                           | 28418                   | 94                             | 2104                                    | 13.5                                      |
| 1959        | 33909                           | 31871                   | 94                             | 2056                                    | 15.5                                      |
| 1960        | 32525                           | 29954                   | 92                             | 1973                                    | 15.1                                      |
| 1961        | 32888                           | 29550                   | 90                             | 2280                                    | 12.9                                      |
| 1962        | 31282                           | 29671                   | 95                             | 2169                                    | 13.6                                      |



SEX OF DRIVERS INVOLVED

|                        | <u>1962</u> | <u>1961</u> |
|------------------------|-------------|-------------|
| Male Drivers.....      | 18340       | 17266       |
| Female Drivers.....    | 4977        | 4578        |
| Not Stated.....        | <u>4527</u> | <u>5219</u> |
| TOTAL DRIVERS INVOLVED | 27844       | 27063       |

DRIVER VIOLATIONS

|                                      |            |            |
|--------------------------------------|------------|------------|
| 1. Speed too Fast.....               | 778        | 898        |
| 2. Failed to Yield Right of Way..... | 2472       | 2497       |
| 3. Drove Left of Center.....         | 264        | 244        |
| 4. Improper Overtaking.....          | 482        | 515        |
| 5. Passed Stop Sign.....             | 67         | 98         |
| 6. Disregarded Traffic Signal.....   | 492        | 458        |
| 7. Followed too closely.....         | 2525       | 2445       |
| 8. Made Improper Turn.....           | 540        | 506        |
| 9. Other Improper Driving.....       | 5377       | 4672       |
| 10. Inadequate Brakes.....           | 199        | 192        |
| 11. Improper Lights.....             | 16         | 14         |
| 12. Had been Drinking.....           | <u>670</u> | <u>611</u> |
| TOTAL VIOLATIONS                     | 13882      | 13150      |

|                               |                   |                   |
|-------------------------------|-------------------|-------------------|
| Drivers in Violation.....     | 13882             | 13150             |
| Drivers Not in Violation..... | 13962             | 13913             |
| Not Stated.....               | <u>          </u> | <u>          </u> |
| TOTAL DRIVERS                 | 27844             | 27063             |

|  |                   |                   |
|--|-------------------|-------------------|
| Accidents Involving a Violation.....     | 13882             | 13150             |
| Accidents Not Involving a Violation..... | 469               | 819               |
| Not Stated.....                          | <u>          </u> | <u>          </u> |
| TOTAL ACCIDENTS                          | 14351             | 13969             |

PEDESTRIAN DIRECTIONAL ANALYSIS

|                            | <u>1962</u> | <u>1961</u> |
|----------------------------|-------------|-------------|
| 1. Car Going Straight..... | 443         | 474         |
| 2. Car Turning Right.....  | 17          | 23          |
| 3. Car Turning Left.....   | 43          | 47          |
| 4. Car Backing.....        | 12          | 10          |
| 5. All Others.....         | <u>38</u>   | <u>42</u>   |
|                            | 553         | 596         |

RESIDENCE OF DRIVERS

|   |             |            |
|---|-------------|------------|
| 1. Resident of City.....                      | 22049       | 22368      |
| 2. Resident Within Metropolitan District..... | 2397        | 2318       |
| 3. Resident Elsewhere.....                    | 1483        | 1421       |
| 4. Not Stated.....                            | <u>1915</u> | <u>956</u> |
| TOTAL DRIVERS INVOLVED                        | 27844       | 27063      |

AGE OF DRIVER

|                                      |             |             |
|--------------------------------------|-------------|-------------|
| 1. Under - 16 years License Age..... | 197         | 190         |
| 2. 16 Years to 19 Years.....         | 2329        | 2223        |
| 3. 20 Years to 24 Years.....         | 3167        | 3113        |
| 4. 25 Years to 34 Years.....         | 4870        | 4948        |
| 5. 35 Years to 44 Years.....         | 4621        | 4427        |
| 6. 45 Years to 54 Years.....         | 3468        | 3356        |
| 7. 55 Years to 64 Years.....         | 2335        | 2305        |
| 8. 65 Years and Over.....            | 1368        | 1281        |
| 9. Not Stated.....                   | <u>5489</u> | <u>5220</u> |
| TOTAL DRIVERS                        | 27844       | 27063       |

ROAD CONDITION AND WEATHER

|                            |           |          |
|----------------------------|-----------|----------|
| 1. Road Dry.....           | 8593      | 8734     |
| 2. Road Wet.....           | 3738      | 3970     |
| 3. Road Snowy - Icy.....   | 2007      | 1258     |
| 4. Other - Not Stated..... | <u>13</u> | <u>7</u> |
|                            | 14351     | 13969    |

PARKING VIOLATIONS TAG RECAPITULATION1962

|                             |            |
|-----------------------------|------------|
| Meter Zone                  | 50349      |
| Building Line               | 385        |
| Left Side of Street         | 515        |
| Double Parking              | 298        |
| Improper Lights             | 73         |
| Restricted Zone             | 22568      |
| Limited Area                | 9729       |
| Alley                       | 414        |
| Miscellaneous               | <u>275</u> |
| TOTAL TAGS HUNG BY OFFICERS | 84606      |

The Traffic Bureau mailed 38,838 letters to parking violators who failed to appear in the required time. A Total 2314 letters were returned and therefore the violator was not notified. The Bureau made out 38,838 warrants against violators who failed to appear in answer to the letter notice.

SUMMARY OF FINES

|  | <u>1961</u>  |               | <u>1962</u>  |               |
|--|--------------|---------------|--------------|---------------|
| <u>CLASSIFICATION</u>                    | <u>FINES</u> | <u>AMOUNT</u> | <u>FINES</u> | <u>AMOUNT</u> |
| \$1.00                                   | 54,653       | \$ 54,653.00  | 49,577       | \$ 49,577.00  |
| \$5.00                                   | 25,111       | 125,555.00    | 20,310       | 101,550.00    |
| \$7.00                                   | 372          | 2,604.00      | 257          | 1,799.00      |
| Tows                                     | 3,338        | 13,352.00     | 3,051        | 12,204.00     |
| Storage                                  | 334          | 1,002.50      | 269          | 981.00        |
| Accidents                                | 4,122        | 4,117.50      | 4,148        | 4,146.50      |
| Partial<br>Pays                          | 33           | 59.00         |              |               |
| Over Pays                                | <u>38</u>    | <u>72.45</u>  |              |               |
| TOTAL VIOLATORS<br>FINES IN BUREAU       | 84,001       | \$201,415.45  | 77,612       | \$170,257.50  |
| TOTAL FINES COLLECTED<br>FROM VIOLATORS  |              | \$201,415.45  |              | \$170,257.50  |
| TOTAL FINES ASSESSED<br>BY TRAFFIC COURT |              | \$267,887.78  |              | \$296,446.25  |
| TOTAL COLLECTIONS<br>PARKING METERS      |              | \$185,423.79  |              | \$187,170.26  |
| TOTAL TRAFFIC REVENUE                    |              | \$654,727.02  |              | \$653,874.01  |

1962 Traffic Revenue Decreased \$853.01 under 1961 Revenue

PARKING METER REGULATION REPORT 1962

| <u>MONTH</u> | <u>TAGS ISSUED</u> | <u>MONIES COLLECTED</u> |
|--------------|--------------------|-------------------------|
| January      | 4,525              | \$ 14,610.95            |
| February     | 4,228              | 13,763.56               |
| March        | 5,225              | 16,456.17               |
| April        | 3,711              | 16,016.22               |
| May          | 3,968              | 16,523.54               |
| June         | 3,834              | 15,334.22               |
| July         | 3,961              | 15,916.70               |
| August       | 4,112              | 16,700.62               |
| September    | 3,885              | 14,253.62               |
| October      | 4,458              | 16,812.40               |
| November     | 4,580              | 15,851.98               |
| December     | <u>3,862</u>       | <u>14,930.28</u>        |
|              | 50,349             | \$187,170.26            |
| <u>TOTAL</u> |                    |                         |
| 1961         | 55,295             | \$185,423.79            |

SUMMARY METER SERVICE SHEET FOR YEAR 1962

|                            |            |
|----------------------------|------------|
| Meter Complaints           | 4,261      |
| Complaints Not Justified   | 1,166      |
| Complaints Justified       | 3,095      |
| Parts Purchased for Meters | \$5,163.50 |
| Meter Thefts               |            |
| Run Down Meters            | 11         |

| <u>MONTH</u> | <u>METER COMPLAINT</u> | <u>COMPLAINT NOT JUSTIFIED</u> | <u>COMPLAINTS JUSTIFIED</u> | <u>METER THEFTS</u> | <u>PARTS PURCHASED</u> | <u>RUN DOWN METERS</u> |
|--------------|------------------------|--------------------------------|-----------------------------|---------------------|------------------------|------------------------|
| January      | 502                    | 148                            | 354                         |                     |                        | 9                      |
| February     | 372                    | 117                            | 255                         |                     |                        |                        |
| March        | 598                    | 154                            | 444                         |                     |                        |                        |
| April        | 331                    | 90                             | 241                         |                     |                        | 1                      |
| May          | 407                    | 75                             | 332                         |                     |                        |                        |
| June         | 284                    | 74                             | 210                         |                     |                        |                        |
| July         | 269                    | 90                             | 179                         |                     |                        |                        |
| August       | 249                    | 75                             | 174                         |                     |                        | 1                      |
| September    | 189                    | 63                             | 126                         |                     |                        |                        |
| October      | 290                    | 74                             | 216                         |                     |                        |                        |
| November     | 353                    | 97                             | 256                         |                     |                        |                        |
| December     | <u>417</u>             | <u>109</u>                     | <u>308</u>                  |                     |                        |                        |
| TOTAL        | 4,261                  | 1,166                          | 3,095                       |                     | \$5,163.50             | 11                     |

RADAR ACTIVITIES

| <u>MONTH</u> | <u>1962</u> | <u>1961</u> |
|--------------|-------------|-------------|
| January      | 239         | 258         |
| February     | 184         | 177         |
| March        | 215         | 272         |
| April        | 379         | 224         |
| May          | 396         | 191         |
| June         | 457         | 360         |
| July         | 437         | 300         |
| August       | 431         | 377         |
| September    | 412         | 278         |
| October      | 486         | 657         |
| November     | 472         | 612         |
| December     | <u>162</u>  | <u>340</u>  |
| TOTAL        | 4,270       | 4,046       |

The above summary includes all types of moving arrests by two Radar Crews.

We do not believe that radar arrests are the sole solution of our traffic problem, but we know that speeding has diminished on the streets where radar had been active. We believe that radar with selective enforcement is a long stride in eliminating reckless driving, speeding and other violations that are the causes of traffic accidents.

MOVING VIOLATIONS - MUNICIPAL COURT OUTCOME

| Violations Charged                      | Current<br>Violn. | Carry<br>Over | ( 1 ) | ( 2 ) | ( 3 ) | ( 4 ) | ( 5 ) | ( 6 ) | ( 7 ) | ( 8 ) | ( 9 ) | ( 0 ) | ( X ) | ( Y ) |
|---|-------------------|---------------|-------|-------|-------|-------|-------|-------|-------|-------|-------|-------|-------|-------|
| 1 - Red Lights<br>21-05-05              | 6102              | 210           | 1715  | 41    | 5     | 4215  | 8     | 152   |       |       |       |       |       | 176   |
| 2 - Speeding<br>21-06-01                | 5900              | 227           | 5743  | 51    | 3     |       | 11    | 217   |       |       |       |       |       | 102   |
| 3-Opr W/O Due Regard<br>21-06-08        | 3098              | 149           | 2784  | 82    | 9     | 2     | 12    | 258   | 2     |       |       |       |       | 98    |
| 4 - Drive Under Influence<br>21-06-09   | 890               | 71            | 866   | 19    | 11    |       | 4     | 3     |       |       |       |       |       | 58    |
| 5 - Improper Turns<br>21-07 (1 to 7)    | 1962              | 73            | 580   | 12    |       | 1328  | 2     | 48    |       |       |       |       |       | 65    |
| 6 - One-Way Streets<br>21-08-02         | 1054              | 62            | 292   | 6     |       | 768   | 4     | 22    |       |       |       |       |       | 24    |
| 7 - Driver Lic. Violn.<br>21-09-01      | 2551              | 163           | 1285  | 904   | 88    | 8     | 62    | 203   | 1     |       |       |       |       | 163   |
| 8 - Crowding Driver<br>21-09-02         | 18                |               | 12    |       |       | 2     |       | 4     |       |       |       |       |       |       |
| 9 - Right-of-Way<br>21-09 (3 to 5)      | 1539              | 88            | 1468  | 45    | 2     |       | 2     | 71    |       |       |       |       |       | 39    |
| 10 - Left Side Street<br>21-09-09       | 179               | 5             | 140   | 5     |       | 17    | 2     | 13    |       |       |       |       |       | 7     |
| 11 - Safety Stops<br>21-10 (1 to 11)    | 3140              | 95            | 810   | 17    | 2     | 2234  | 7     | 89    | 1     |       |       |       |       | 75    |
| 12 - Truck on Blvd.<br>21-20-15         | 57                | 3             | 54    |       |       | 2     | 2     |       |       |       |       |       |       | 2     |
| 13 - Lic. Plate Violn.<br>21-21-01      | 567               | 34            | 515   | 22    | 2     |       | 7     | 40    |       |       |       |       |       | 15    |
| 14 - Improper Lights<br>21-24 (3 to 17) | 1114              | 78            | 514   | 6     |       | 573   | 1     | 50    |       |       |       |       |       | 48    |
| 15 - Excessive Noise<br>21-22-05        | 757               | 26            | 689   | 4     | 1     |       | 1     | 67    |       |       |       |       |       | 21    |
| 16 - Miscellaneous                      | 1768              | 78            | 1562  | 64    | 5     | 1     | 5     | 13    | 147   | 1     |       |       |       | 48    |
| 17 - Hit-Skip<br>21-4-3                 | 586               | 36            | 507   | 52    | 4     |       | 9     | 23    |       |       |       |       |       | 27    |
| T O T A L S                             | 31282             | 1398          | 19536 | 904   | 514   | 41    | 14    | 9144  | 147   | 1407  | 5     |       |       | 968   |

C O D E: 1-Guilty as charged  
 2-Off Docket, Had Lic.  
 3- Discharged  
 4-Cont'd. Indef'ty  
 5-Guilty, Lesser Offns.  
 6-Paid Clerk's Office  
 7-Off Docket  
 8-Juvenile Del'd.  
 9-Del'd. to O.A.  
 O-State Institution Delivery  
 X-Adult to Juvenile Court  
 Y-Pending, B.W., etc.



MOVING VIOLATIONS - MUNICIPAL COURT SENTENCES

| Violations Charged        | Current Violn. | Carry Over | Fine Only | Fine and Costs | Fine &/or Costs Suspnd. | Days Comtd. | Days Suspd. | Probated | Pend. B.W. | Other | Traffic School |
|---------------------------|----------------|------------|-----------|----------------|-------------------------|-------------|-------------|----------|------------|-------|----------------|
| 1 - Red Lights            |                |            |           |                |                         |             |             |          |            |       |                |
| 21-05-05                  | 6102           | 210        | 4800      | 1093           | 136                     |             |             | 1        | 176        | 106   |                |
| 2 - Speeding              |                |            |           |                |                         |             |             |          |            |       |                |
| 21-06-01                  | 5900           | 227        | 182       | 5170           | 481                     | 18          | 37          | 5        | 102        | 132   |                |
| 3 - Opr W/O Due Regard    |                |            |           |                |                         |             |             |          |            |       |                |
| 21-06-08                  | 3098           | 149        | 70        | 2342           | 508                     | 1           | 1           |          | 98         | 237   |                |
| 4 - Drive Under Influence |                |            |           |                |                         |             |             |          |            |       |                |
| 21-06-09                  | 890            | 71         |           | 32             |                         | 834         | 11          |          | 58         | 26    |                |
| 5 - Improper Turns        |                |            |           |                |                         |             |             |          |            |       |                |
| 21-07 (1 to 7)            | 1962           | 73         | 1575      | 311            | 54                      |             |             |          | 65         | 30    |                |
| 6 - One-Way Streets       |                |            |           |                |                         |             |             |          |            |       |                |
| 21-08-02                  | 1054           | 62         | 918       | 131            | 25                      |             |             |          | 24         | 18    |                |
| 7 - Driver Lic. Violn.    |                |            |           |                |                         |             |             |          |            |       |                |
| 21-09-01                  | 2551           | 163        | 111       | 456            | 153                     | 320         | 277         | 27       | 163        | 1207  |                |
| 8 - Crowding Driver       |                |            |           |                |                         |             |             |          |            |       |                |
| 21-09-02                  | 18             |            | 8         | 7              |                         |             |             |          |            | 3     |                |
| 9 - Right-of-Way          |                |            |           |                |                         |             |             |          |            |       |                |
| 21-09 (3 to 5)            | 1539           | 88         | 18        | 1269           | 226                     | 2           | 1           |          | 39         | 72    |                |
| 10 - Left Side Street     |                |            |           |                |                         |             |             |          |            |       |                |
| 21-09-09                  | 179            | 5          | 48        | 98             | 20                      |             |             |          | 7          | 11    |                |
| 11 - Safety Stops         |                |            |           |                |                         |             |             |          |            |       |                |
| 21-10 (1 to 11)           | 3140           | 95         | 2553      | 486            | 55                      |             |             |          | 75         | 66    |                |
| 12 - Truck on Blvd.       |                |            |           |                |                         |             |             |          |            |       |                |
| 21-20-15                  | 57             | 3          | 20        | 34             |                         |             |             |          | 2          | 4     |                |
| 13 - Lic. Plate Violn.    |                |            |           |                |                         |             |             |          |            |       |                |
| 21-21-01                  | 567            | 34         | 265       | 196            | 60                      | 1           | 1           | 1        | 15         | 62    |                |
| 14 - Improper Lights      |                |            |           |                |                         |             |             |          |            |       |                |
| 21-24 (3 to 17)           | 1114           | 78         | 851       | 190            | 51                      |             |             |          | 48         | 52    |                |
| 15 - Excessive Noise      |                |            |           |                |                         |             |             |          |            |       |                |
| 21-22-05                  | 757            | 26         | 249       | 371            | 72                      |             | 1           |          | 21         | 69    |                |
| 16 - Miscellaneous        |                |            |           |                |                         |             |             |          |            |       |                |
|                           | 1768           | 78         | 275       | 1120           | 213                     | 5           | 16          | 1        | 48         | 168   |                |
| 17 - Hit-Skip             |                |            |           |                |                         |             |             |          |            |       |                |
| 21-04-03                  | 586            | 36         | 29        | 359            | 114                     | 7           | 1           | 1        | 27         | 84    |                |
| T O T A L S               | 31282          | 1398       | 11962     | 13665          | 2168                    | 1188        | 346         | 36       | 968        | 2347  |                |

MOVING VIOLATIONS - MUNICIPAL COURT LICENSE SUSPENSIONS

| Violations Charged        | Current | Carry Over | 1-29 Days (1) | 30-59 Days (2) | 60-89 Days (3) | 90 Da. 6 Mo (4) | 6 Mo 1 Yr (5) | 1-3 Yrs (6) | 3-5 Yrs (7) | 5 Yr Over (8) | Indf. (9) | Life (X) | Other |
|---------------------------|---------|------------|---------------|----------------|----------------|-----------------|---------------|-------------|-------------|---------------|-----------|----------|-------|
| 1 - Red Lights            | 6102    | 210        | 13            | 14             | 6              | 10              | 20            | 9           | 1           |               | 3         |          | 6236  |
| 21-05-05                  |         |            |               |                |                |                 |               |             |             |               |           |          |       |
| 2 - Speeding              | 5900    | 227        | 74            | 123            | 23             | 28              | 50            | 44          | 1           |               | 10        |          | 5774  |
| 21-06-01                  |         |            |               |                |                |                 |               |             |             |               |           |          |       |
| 3 - Opr W/O Due Regard    | 3098    | 149        | 55            | 96             | 40             | 57              | 121           | 166         | 3           |               | 13        |          | 2696  |
| 21-06-08                  |         |            |               |                |                |                 |               |             |             |               |           |          |       |
| 4 - Drive Under Influence | 890     | 71         | 1             | 9              | 20             | 46              | 84            | 481         | 90          |               | 42        | 1        | 187   |
| 21-06-09                  |         |            |               |                |                |                 |               |             |             |               |           |          |       |
| 5 - Improper Turns        | 1962    | 73         | 3             | 3              | 7              | 7               | 3             | 3           |             |               | 1         |          | 2018  |
| 21-07 (1 to 7)            |         |            |               |                |                |                 |               |             |             |               |           |          |       |
| 6 - One-Way Streets       | 1054    | 62         |               |                |                |                 |               |             |             |               |           |          | 1116  |
| 21-08-02                  |         |            |               |                |                |                 |               |             |             |               |           |          |       |
| 7 - Driver Lic. Violn.    | 2551    | 163        | 3             | 7              | 7              | 7               | 17            | 15          | 5           |               | 26        |          | 2627  |
| 21-09-01                  |         |            |               |                |                |                 |               |             |             |               |           |          |       |
| 8 - Crowding Driver       | 18      |            |               | 1              |                |                 |               |             |             |               |           |          | 17    |
| 21-09-02                  |         |            |               |                |                |                 |               |             |             |               |           |          |       |
| 9 - Right-of-Way          | 1539    | 88         | 16            | 28             | 8              | 16              | 49            | 41          | 1           |               | 6         |          | 1462  |
| 21-09 (3 to 5)            |         |            |               |                |                |                 |               |             |             |               |           |          |       |
| 10 - Left Side Street     | 179     | 5          |               | 3              |                |                 | 1             | 4           |             |               |           |          | 176   |
| 21-09-09                  |         |            |               |                |                |                 |               |             |             |               |           |          |       |
| 11 - Safety Stops         | 3140    | 95         | 3             | 4              | 6              | 1               | 5             | 3           |             |               |           |          | 3213  |
| 21-10 (1 to 11)           |         |            |               |                |                |                 |               |             |             |               |           |          |       |
| 12 - Truck on Blvd.       | 57      | 3          |               |                | 10             |                 | 15            |             |             |               |           |          | 35    |
| 21-20-15                  |         |            |               |                |                |                 |               |             |             |               |           |          |       |
| 13 - Lic. Plate Violn.    | 567     | 34         | 1             | 1              |                |                 |               |             |             |               | 3         |          | 596   |
| 21-21-01                  |         |            |               |                |                |                 |               |             |             |               |           |          |       |
| 14 - Improper Lights      | 1114    | 78         | 2             |                |                |                 | 1             |             |             |               |           |          | 1189  |
| 21-24 (3 to 17)           |         |            |               |                |                |                 |               |             |             |               |           |          |       |
| 15 - Excessive Noise      | 757     | 26         | 1             | 2              |                |                 | 1             |             |             |               | 4         |          | 775   |
| 21-22-05                  |         |            |               |                |                |                 |               |             |             |               |           |          |       |
| 16 - Miscellaneous        | 1768    | 78         | 11            | 21             | 9              | 7               | 35            | 36          |             |               | 6         |          | 1721  |
| 21-4-3                    |         |            |               |                |                |                 |               |             |             |               |           |          |       |
| 17 - Hit-Skip             | 586     | 36         | 1             | 7              | 11             | 1               | 17            | 9           |             |               | 1         |          | 575   |
| 21-4-3                    |         |            |               |                |                |                 |               |             |             |               |           |          |       |
| T O T A L S               | 31282   | 1398       | 181           | 319            | 140            | 180             | 419           | 811         | 101         |               | 115       | 1        | 30413 |

MOVING VIOLATIONS - MUNICIPAL COURT JUDGES

| Violations Charged                      | Current Violn. | Carry Over | Alexander (1) | Walinski (3) | Foster (4) | Wiley (5) | Kiroff (7) | Franklin (8) | Other |
|---|----------------|------------|---------------|--------------|------------|-----------|------------|--------------|-------|
| 1 - Red Lights<br>21-05-05              | 6102           | 210        | 152           | 1003         | 1370       | 1024      | 1569       | 987          | 207   |
| 2 - Speeding<br>21-06-01                | 5900           | 227        | 217           | 1041         | 1174       | 1208      | 1362       | 970          | 155   |
| 3 - Opr W/O Due Regard<br>21-06-08      | 3098           | 149        | 258           | 475          | 602        | 508       | 753        | 534          | 117   |
| 4 - Drive Under Influence<br>21-06-09   | 890            | 71         | 3             | 201          | 163        | 154       | 204        | 169          | 67    |
| 5 - Improper Turns<br>21-07 (1 to 7)    | 1962           | 73         | 48            | 317          | 463        | 287       | 519        | 323          | 78    |
| 6 - One-Way Streets<br>21-08-02         | 1054           | 62         | 22            | 175          | 261        | 210       | 244        | 171          | 33    |
| 7 - Driver Lic. Violn.<br>21-09-01      | 2551           | 163        | 203           | 417          | 439        | 439       | 581        | 443          | 192   |
| 8 - Crowding Driver<br>21-09-02         | 18             |            | 4             | 3            | 4          | 1         | 3          | 3            |       |
| 9 - Right-of-Way<br>21-09 (3 to 5)      | 1539           | 88         | 71            | 219          | 368        | 256       | 385        | 272          | 56    |
| 10 - Left Side Street<br>21-09-09       | 179            | 5          | 13            | 38           | 31         | 30        | 40         | 24           | 8     |
| 11 - Safety Stops<br>21-10 (1 to 11)    | 3140           | 95         | 89            | 554          | 683        | 531       | 790        | 490          | 98    |
| 12 - Truck on Blvd.<br>21-20-15         | 57             | 3          |               | 14           | 7          | 13        | 7          | 17           | 2     |
| 13 - Lic. Plate Violn.<br>21-21-01      | 567            | 34         | 40            | 106          | 112        | 91        | 127        | 105          | 20    |
| 14 - Improper Lights<br>21-24 (3 to 17) | 1114           | 78         | 50            | 192          | 244        | 166       | 274        | 205          | 61    |
| 15 - Excessive Noise<br>21-22-05        | 757            | 26         | 67            | 154          | 114        | 157       | 139        | 128          | 24    |
| 16 - Miscellaneous<br>21-04-03          | 1768           | 78         | 147           | 285          | 325        | 317       | 400        | 310          | 62    |
| 17 - Hit-Skip<br>21-04-03               | 586            | 36         | 23            | 104          | 122        | 103       | 126        | 113          | 31    |
| T O T A L S                             | 31282          | 1398       | 1407          | 5298         | 6482       | 5495      | 7523       | 5264         | 1211  |

MOVING VIOLATIONS - CONDITIONS AT TIME OF CITATION

| Violations Charged        | Traffic Conditions |                  |           |            | Pavement  |         |         |         | Locale       |                |                  | Res- iden- tial (5) |      |
|---------------------------|--------------------|------------------|-----------|------------|-----------|---------|---------|---------|--------------|----------------|------------------|---------------------|------|
|                           | Cur- rent Total    | Carry Over Total | Heavy (1) | Medium (2) | Light (3) | Dry (1) | Wet (2) | Icy (3) | Scho- ol (1) | Busi- ness (2) | Indus- trial (3) |                     |      |
| 1 - Red Lights            | 6102               | 210              | 970       | 4235       | 1107      | 5067    | 1036    | 209     | 138          | 4453           | 27               | 1400                | 294  |
| 2 - Speeding              | 5900               | 227              | 753       | 4176       | 1198      | 5298    | 715     | 114     | 788          | 3610           | 163              | 950                 | 616  |
| 3 - Opr W/O Due Regard    | 3098               | 149              | 598       | 1567       | 1082      | 1932    | 915     | 400     | 55           | 1680           | 73               | 1218                | 221  |
| 4 - Drive Under Influence | 890                | 71               | 116       | 414        | 431       | 715     | 178     | 68      | 11           | 538            | 15               | 359                 | 38   |
| 5 - Improper Turns        | 1962               | 73               | 290       | 1496       | 249       | 1653    | 330     | 52      | 5            | 1658           | 7                | 283                 | 82   |
| 6 - One-Way Streets       | 1054               | 62               | 112       | 645        | 359       | 872     | 191     | 53      | 13           | 705            | 8                | 365                 | 25   |
| 7 - Driver Lic. Violn.    | 2551               | 163              | 279       | 1398       | 1037      | 2136    | 429     | 149     | 67           | 1613           | 34               | 868                 | 132  |
| 8 - Crowding Driver       | 18                 |                  | 2         | 9          | 7         | 16      | 1       | 1       |              | 13             | 1                | 3                   | 1    |
| 9 - Right-of-Way          | 1539               | 88               | 406       | 746        | 475       | 955     | 496     | 176     | 30           | 782            | 30               | 745                 | 40   |
| 10 - Left Side Street     | 179                | 5                | 33        | 103        | 48        | 127     | 42      | 15      | 5            | 108            | 5                | 54                  | 12   |
| 11 - Safety Stops         | 3140               | 95               | 173       | 1785       | 1277      | 2643    | 460     | 132     | 49           | 1527           | 127              | 1431                | 101  |
| 12 - Truck on Blvd.       | 57                 | 3                | 3         | 36         | 21        | 54      | 6       |         | 1            | 8              |                  | 31                  | 20   |
| 13 - Lic. Plate Violn.    | 567                | 34               | 82        | 327        | 192       | 495     | 82      | 24      | 12           | 370            | 5                | 189                 | 25   |
| 14 - Improper Lights      | 1114               | 78               | 67        | 692        | 433       | 936     | 192     | 64      | 9            | 744            | 12               | 387                 | 40   |
| 15 - Excessive Noise      | 757                | 26               | 121       | 480        | 182       | 702     | 70      | 11      | 17           | 515            | 4                | 211                 | 36   |
| 16 - Miscellaneous        | 1768               | 78               | 394       | 895        | 557       | 1393    | 363     | 90      | 37           | 1161           | 38               | 536                 | 74   |
| 17 - Hit-Skip             | 586                | 36               | 74        | 283        | 265       | 457     | 95      | 70      | 8            | 314            | 7                | 276                 | 17   |
| 21-4-3                    | 31282              | 1398             | 4473      | 19287      | 8920      | 25451   | 5601    | 1628    | 1245         | 19799          | 556              | 9306                | 1774 |
| TOTALS                    |                    |                  |           |            |           |         |         |         |              |                |                  |                     |      |

I N D E X

ACADEMY . . . . . 47-48

ADMINISTRATIVE STAFF AND UNIT COMMAND . . . . . 4

ARREST (See Persons Charged)

BUDGET . . . . . 3

BUREAU OF IDENTIFICATION & RECORDS -33

CRIME PREVENTION BUREAU. . . .36-37-38

    Adult Arrests . . . . . 36

    Juvenile Citations and Adjusted (Cases) . . . . . 36

    Juvenile Offenses by Month of Occurrence . . . . . 37

    Juvenile Offenses by Census Tract . . . . . 38

    Juvenile Cited and Adjusted - Age & Sex . . . . .23-36

    Missing Persons . . . . . 40

CRIME DETECTION LABORATORY . . . . . 35

HOMICIDE - SUICIDE REPORT . . . . . 34

INDEX . . . . . 67

KNOWN OFFENSES

    Census Tract Map . . . . . 15

    Census Tract . . . . . 16

    Month of Occurrence . . . . . 14

    Month of Occurrence Supplemental "A" . . . . . 12

    Percent Cleared . . . . . 11

    Property Value . . . . .17-18-19-20

    Time of Day Occurred . . . . . 13

    Unfounded and Cleared . . . . .10-11

    Rate of Change Compared with National Trend . . . . . 2

    Rate Per Population . . . . . 11

LETTER OF TRANSMITTAL . . . . . 1

MOTOR VEHICLES - POLICE

    Inventory, Distribution and Costs . . . . . 46

ORGANIZATIONAL CHARTS

    Police . . . . . 6

    Civilian . . . . . 8

PERSONNEL

    Change in Strength . . . . . 5

CHARTS . . . . . 6-7-8-9

    Salary and Distribution - (Police) . . . . . 7

    Salary and Distribution - (Civilian) . . . . . 9

PERSONS CHARGED

    Age Groups . . . . . 23-24-25

    Common Pleas Court Disposition . . . . . 30-31-32

    Cost of Feeding . . . . . 3

    Final Judge on Indictment . . . 31

    Guilty-Not Guilty Pleas . . . . 30

    Indictment and No Bills . . . . 30

    Institutions Sentenced To. . . .32

    Juveniles . . . . . 23-36-37-38

    Municipal Court Dispositions . . . . .26-29

    Municipal Court Leniency . . . .29

    Municipal Court Sentences . . . . 27

    Number Charged . . . . . 23-24-25

    Participating Units . . . . .21-22

    Sex (Adult). . . . . 24-25

    Sex (Juveniles) . . . . . 23-36

PROPERTY STOLEN AND RECOVERED

    Value by Month . . . . . 17-18

    Value by Offense . . . . . 19

    Value by Type . . . . . 19

    Value Five Year Comparison . . .20

PROPERTY ROOM REPORT . . . . . 49

RADIO & COMMUNICATIONS REPORT . . . .41-42-43-44-45

TRAFFIC BUREAU - Accidents

    Rate for Five Years . . . . . 53

    Day of Week . . . . . 54

    Daylight-Darkness Analysis. . . . 53

    Directional Analysis . . . . .51

    Drivers Involved . . . . . 55-56

    Light Conditions . . . . . 52

    Location . . . . . 52

    Month of Occurrence . . . . . 55

    Motor Vehicle Type Involved . 52

    Pedestrian Analysis . . . . .53-56

    Persons Killed & Injured . . . . 50

    Road and Weather Condition

        Time . . . . . 54

        Total. . . . .55

    Type of Accident - Total . . . . 50

    Type of Vehicle . . . . . 52

Moving Violations

    Five Year Comparison (Enforcement Index) . . . . . 55

    Disposition by Municipal Court. . . . . 62

    Disposition by Sentences . . . . 63

    Disposition by Final Judge . . . . 65

    License Suspensions . . . . . 64

    Radar Enforcement . . . . . 61

    Road & Weather Conditions . . . . 69

Parking

    Enforcement Tickets . . . . . 57

    Meter Fines . . . . . 59

    Meter Service Complaints . . . .60

    Summary of Fines . . . . .58

